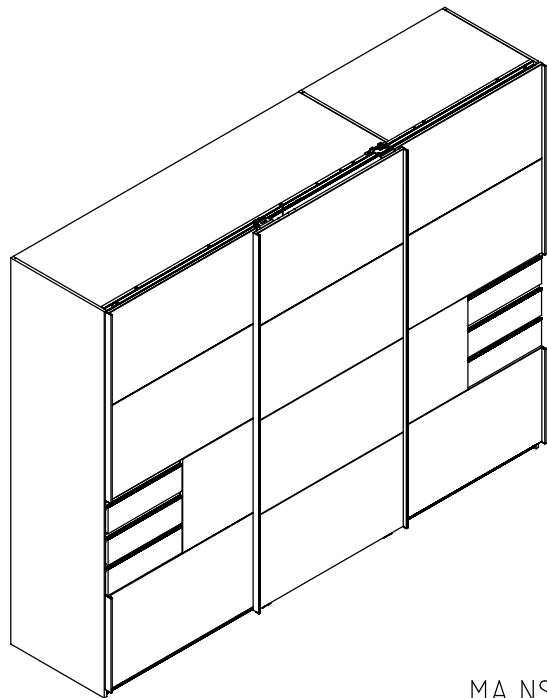
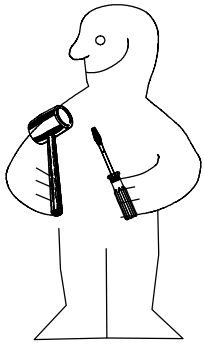

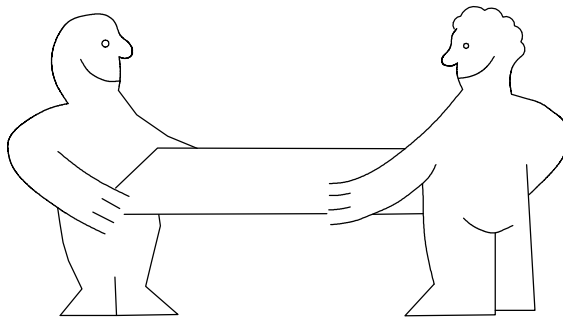









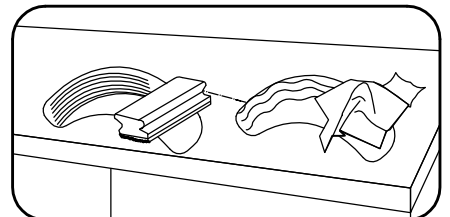
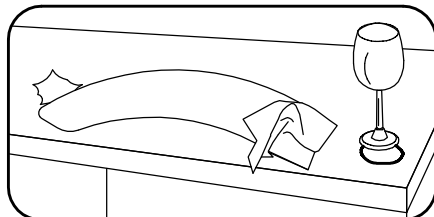
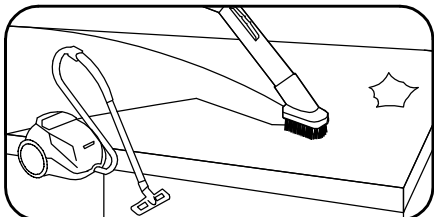



980850



MA NSP SWT 270 3 trg



1-2-3-4... ○ ○



980850

22.10.24 / 06.12.24

12 24

1/56

⚠ DEU - deutsch WARNUNG - SICHERHEITSHINWEIS

Nicht fachgerecht montierte oder nicht bestimmungsgemäß genutzte Möbel können lebensgefährlich sein. Daher sind folgende Sicherheitshinweise unbedingt zu beachten:

- Die Montage der Möbel ist durch fachkundiges Personal anhand der Montageanleitung durchzuführen. Schrauben dürfen nicht überdreht werden. Kinder sind bei der Montage fernzuhalten.
- Alle Pakete sind zu öffnen und alle Montageanleitungen und Sicherheitshinweise zu lesen. Diese Dokumente sind aufzubewahren. Für die Montage sind nur Originalteile zulässig.
- Möbel mit beigelegter Wandbefestigung sind zwingend an der Wand zu befestigen. Dabei ist der beigelegte Sicherheitshinweis zur Wandbefestigung zu beachten.
- Möbel bergen Gefahren für Kinder: Achten Sie daher darauf, dass Kinder nicht in Schubladen oder auf andere Teile klettern oder sich daran hochziehen oder hängen.
- Die Möbel sind für folgende maximale Belastungen geeignet: Betten (pro Liegefläche): 100kg, Ankleidebänke: 110kg, Nachtschrank- und Kommodenplatten: 15kg, Panel-Glasböden: 1kg, Wandboards: bauartabhängig, Schubkästen: 5kg, Einlegeböden: 10kg, Kleiderstangen: 40kg, Hängeschränke: 20kg, Kleiderlift: 10kg, Bettschubkästen: 10kg.

⚠ ENG - english WARNING - SAFETY INSTRUCTIONS

Furniture that is not assembled correctly or not used as intended can be life-threatening. To avoid this danger and reduce the risk of injury, the following safety instructions must be observed:

- The furniture must be assembled by qualified personnel in accordance with the assembly instructions. Screws must not be overtightened. Keep children away during assembly.
- All packages must be opened and all assembly instructions and safety instructions must be read. These documents must be kept in a safe place. Only original parts may be used for assembly.
- Furniture with enclosed wall mounting must be fixed to the wall. The enclosed safety instructions for wall mounting must be observed.
- Furniture harbours dangers for children: Therefore, make sure that children do not climb into drawers or onto other parts or pull themselves up or hang from them.
- The furniture is suitable for the following maximum loads: Beds (per mattress base): 100kg, dresser benches: 110kg, bedside cabinet and chest of drawers tops: 15kg, panel glass shelves: 1kg, wall boards: depending on type, drawers: 5kg, fitted shelves: 10kg, clothes rails: 40kg, wall units: 20kg, clothes lift: 10kg, bed drawers: 10kg.

⚠ ESP - español ADVERTENCIA - INSTRUCCIONES DE SEGURIDAD

Los muebles que no se monten correctamente o no se utilicen conforme a lo previsto pueden poner en peligro la vida de las personas. Por lo tanto, se deben observarse las siguientes instrucciones de seguridad:

- El mobiliario debe ser montado por personal cualificado de acuerdo con las instrucciones de montaje. Los tornillos no deben apretarse en exceso. Mantenga a los niños alejados durante el montaje.
- Deben abrirse todos los embalajes y leerse todas las instrucciones de montaje y de seguridad. Estos documentos deben guardarse en un lugar seguro. Para el montaje sólo deben utilizarse piezas originales.
- Los muebles con fijaciones murales adjuntas deben fijarse a la pared. Deben observarse las instrucciones de seguridad adjuntas para el montaje mural.
- Los muebles encierran peligros para los niños: por eso, asegúrese de que los niños no se suban a los cajones o a otras partes, ni se tiren o cuelguen de ellos.
- Los muebles son adecuados para las siguientes cargas máximas: Camas (por somier): 100kg, Tocadores: 110kg, Tableros de mesillas y cajoneras: 15kg, Estantes de cristal: 1kg, Estantes de pared: según el tipo, cajones: 5 kg, estantes empotrados: 10 kg, barras de colgar: 40 kg, armarios altos: 20 kg, elevador de ropa: 10 kg, cajones de cama: 10 kg.

⚠ NED - nederlands WAARSCHUWING - VEILIGHEIDSIJNSTRUCTIES

Meubels die niet correct gemonteerd zijn of niet gebruikt worden zoals bedoeld, kunnen levensgevaarlijk zijn. Daarom moeten de volgende veiligheidsinstructies in acht worden genomen:

- De meubels moeten door gekwalificeerd personeel worden gemonteerd volgens de montagehandleiding. Schroeven mogen niet te vast worden aangedraaid. Houd kinderen tijdens de montage uit de buurt.
- Alle verpakkingen moeten worden geopend en alle montage- en veiligheidsinstructies moeten worden gelezen. Deze documenten moeten goed worden bewaard. Voor de montage mogen alleen originele onderdelen worden gebruikt.
- Meubels met beigelegde wandbevestigingen moeten aan de muur worden bevestigd. De bijgevoegde veiligheidsinstructies voor wandmontage moeten in acht worden genomen.
- Meubels houden gevaar in voor kinderen: zorg er daarom voor dat kinderen niet in lades of op andere onderdelen klimmen, zich eraan optrekken of eraan gaan hangen.
- De meubels zijn geschikt voor de volgende maximale belastingen: Bedden (per matrasbodem): 100kg, commodebanken: 110kg, nachtkastje en commodebladen: 15kg, glazen legplanken: 1kg, wandplanken: afhankelijk van type, laden: 5kg, legplanken: 10kg, kledingstangen: 40kg, hangelementen: 20kg, kledinglift: 10kg, bedladen: 10kg.

⚠ FRA - français AVERTISSEMENT - CONSIGNE DE SÉCURITÉ

Les meubles qui ne sont pas montés dans les règles de l'art ou qui ne sont pas utilisés conformément à leur destination peuvent présenter un danger de mort. Par conséquent, les consignes de sécurité suivantes doivent être respectées :

- Le montage des meubles doit être effectué par un personnel compétent à l'aide des instructions de montage. Les vis ne doivent pas être trop serrées. Éloignez les enfants pendant le montage.
- Tous les paquets doivent être ouverts et toutes les instructions de montage et les consignes de sécurité doivent être lues. Ces documents doivent être conservés. Seules les pièces d'origine sont autorisées pour le montage.
- Les meubles avec fixation murale jointe doivent impérativement être fixés au mur. Ce faisant, il convient de respecter la consigne de sécurité jointe relative à la fixation murale.
- Les meubles présentent des dangers pour les enfants : veillez donc à ce que les enfants ne grimpent pas dans les tiroirs ou sur d'autres éléments, ne s'y hissent pas et ne s'y penchent pas.
- Les meubles sont adaptés aux charges maximales suivantes : Lits (par surface de couchage) : 100kg, bancs de dressing : 110kg, panneaux de chevet et commodes : 15kg, étagères en verre de panneau : 1kg, tableaux muraux : en fonction du type de construction, tiroirs : 5kg, étagères : 10kg, barres de penderie : 40kg, armoires suspendues : 20kg, ascenseur à vêtements : 10kg, tiroirs de lit : 10kg.

⚠ ITA - Italiano AVVERTIMENTO - ISTRUZIONI DI SICUREZZA

I mobili non montati correttamente o non utilizzati come previsto possono essere pericolosi per la vita. Per evitare questo pericolo e ridurre il rischio di lesioni, è necessario osservare le seguenti istruzioni di sicurezza:

- I mobili devono essere assemblati da personale qualificato secondo le istruzioni di montaggio. Le viti non devono essere serrate eccessivamente. Tenere lontani i bambini durante il montaggio.
- Tutte le confezioni devono essere aperte e tutte le istruzioni di montaggio e di sicurezza devono essere lette. Questi documenti devono essere conservati in un luogo sicuro. Per il montaggio devono essere utilizzati solo pezzi originali.
- I mobili con montaggio a parete devono essere fissati alla parete. Osservare le istruzioni di sicurezza allegate per il montaggio a parete.
- I mobili nascondono pericoli per i bambini: Pertanto, assicuratevi che i bambini non si arrampichino sui cassetti o su altre parti, né si tirino su o si appendano ad essi.
- I mobili sono adatti ai seguenti carichi massimi: Letti (per rete): 100 kg, panche per comò: 110 kg, piani di comodini e cassettiere: 15 kg, ripiani in vetro: 1 kg, ripiani a muro: a seconda del tipo, cassetti: 5 kg, mensole a muro: 10 kg, appendiabiti: 40 kg, pensili: 20 kg, alzabiti: 10 kg, cassetti del letto: 10 kg.

⚠ POL - polski OSTRZEŻENIE - INSTRUKCJE BEZPIECZEŃSTWA

Nieprawidłowo zmontowane lub użytkowane niezgodnie z przeznaczeniem meble mogą stanowić zagrożenie dla życia. Dlatego należy przestrzegać następujących instrukcji bezpieczeństwa:

- Meble muszą być montowane przez wykwalifikowany personel zgodnie z instrukcją montażu. Śrub nie wolno dokręcać zbyt mocno. Trzymaj dzieci z daleka podczas montażu.
- Należy otworzyć wszystkie opakowania i przeczytać wszystkie instrukcje montażu i instrukcje bezpieczeństwa. Dokumenty te należy przechowywać w bezpiecznym miejscu. Do montażu można używać wyłącznie oryginalnych części.
- Meble z dolączonymi mocowaniami ściennymi muszą być przymocowane do ściany. Należy przestrzegać załączonych instrukcji bezpieczeństwa dotyczących montażu na ścianie.
- Meble są niebezpieczne dla dzieci: dlatego należy upewnić się, że dzieci nie wspinają się do szuflady lub na inne części, nie podciągają się ani nie zwisają z nich.
- Meble są przystosowane do następujących maksymalnych obciążeń: Łóżka (za podstawę materaca): 100kg, ławy komody: 110kg, białe szafek nocnych i komód: 15kg, półki szklane panelowe: 1kg, płyty ścienne: w zależności od typu, szuflady: 5kg, półki dopasowane: 10kg, drążki na ubrania: 40kg, szafki wiszące: 20kg, podnośnik do ubrań: 10kg, szuflady łóżek: 10kg.

⚠ POR - portuguese AVISO - INSTRUÇÕES DE SEGURANÇA

A montagem incorrecta ou a utilização incorrecta de um móvel pode pôr em risco a sua vida. Por conseguinte, é essencial respeitar as seguintes instruções de segurança:

- A montagem dos móveis deve ser efectuada por pessoal qualificado e de acordo com as instruções de montagem. Os parafusos não devem ser demasiado apertados. As crianças devem ser mantidas afastadas durante a montagem.
- Todas as embalagens devem ser abertas e todas as instruções de montagem e de segurança devem ser lidas. Estes documentos devem ser guardados num local seguro. Para a montagem, só podem ser utilizadas peças originais.
- Os móveis com fixações de parede incluídas devem ser fixados à parede. As instruções de segurança anexas para a montagem na parede devem ser respeitadas.
- Os móveis comportam perigos para as crianças: por isso, certifique-se de que as crianças não sobem para as gavetas ou para outras peças, nem se puxam para cima ou se penduram nelas.
- Os móveis são adequados para as seguintes cargas máximas: Camas (por base de colchão): 100 kg, bancos de vestir: 110 kg, tampos de armários de cabeceira e de cômodas: 15 kg, prateleiras de vidro: 1 kg, Prateleiras de parede: 7,5 kg consoante o tipo, gavetas: 5 kg, prateleiras embutidas: 10 kg, varões para roupa: 40 kg, móveis de parede: 20 kg, elevador de roupa: 10 kg, gavetas de cama: 10 kg.

⚠ SVN - slovensko OPOZORILO - VARNOSTNA OPOMBA

Pohištvo, ki ni pravilno sestavljeno ali se ne uporablja, kot je predvideno, lahko ogrozi življenje. Da bi se izognili tej nevarnosti in zmanjšali tveganje poškodb, je treba upoštevati naslednja varnostna navodila:

- Pohištvo mora sestaviti usposobljeno osebo po navodilih za sestavljanje. Vijaki ne smejo biti preveč zategnjeni. Med sestavljanjem se morajo otroci izogibati.
- Vse pakete je treba odpreti in prebrati vsa navodila za montažo in varnostna navodila. Te dokumente je treba hraniti na varnem mestu. Za sestavljanje se lahko uporabljajo samo originalni deli.
- Pohištvo s priloženimi stenskimi pritrdili je treba pritrditi na steno. Upoštevati je treba priložena varnostna navodila za pritrditev na steno.
- Pohištvo skriva nevarnosti za otroke: zato poskrbite, da otroci ne bodo plezali v predale ali na druge dele, se dvigovali ali obešali z njih.
- Pohištvo je primerno za naslednje največje obremenitve: (na vzmetnico): Vgradni predali: 100 kg, komoda: 110 kg, vrhovi nočnih omari: v komod: 15 kg, steklene police: 1 kg, stenske plošče: odvisno od vrste, predali: 5 kg, vgradne police: 10 kg, vodila za oblačila: 40 kg, stenske enote: 20 kg, dvigalo za oblačila: 10 kg, posteljni predali: 10 kg.

⚠ CZE - český VAROVÁNÍ - BEZPEČNOSTNÍ UPOZORNĚNÍ

Nábytek, který není správně sestaven nebo není používán v souladu se svým určením, může být životu nebezpečný. Abyste tomuto nebezpečí předešli a snížili riziko zranění, je nezbytné dodržovat následující bezpečnostní pokyny:

- Montáž nábytku musí provádět kvalifikovaný personál podle montážního návodu. Šrouby nesmí být příliš utahány. Děti musí být během montáže drženy mimo dosah.
- Všechna balení musí být otevřena a musí být přečteny všechny montážní a bezpečnostní pokyny. Tyto dokumenty musí být uloženy na bezpečném místě. K montáži se smí používat pouze originální díly.
- Nábytek s příloženými nástennými úchyty musí být připevněn ke stěně. Je třeba dodržovat příložené bezpečnostní pokyny pro montáž na stěnu.
- Nábytek skrývá nebezpečí pro děti: Dbejte proto na to, aby děti nelezly do zásuvek nebo na jiné části, nevytahovaly se na ně nebo z nich nevisely.
- Nábytek je vhodný pro následující maximální zatížení: (na podklad matrace): (na matraci): 100 kg, lavice komody: 110 kg, desky nočních stolků a komody: 15 kg, skleněné police: 1 kg, nástěnné desky: podle typu, zásuvky: 5 kg, vestavné police: 10 kg, věšáky na oblečení: 40 kg, nástěnné skříňky: 20 kg, zvedák na oblečení: 10 kg, zásuvky postele: 10 kg.

⚠ HUN - magyar FIGYELMEZTETÉS - BIZTONSÁGI MEGJEGYZÉS

A nem megfelelően összeszerelt vagy nem rendeltetésszerűen használt bútorok életveszélyesek lehetnek. Ezért a következő biztonsági utasításokat kell betartani:

- A bútorokat szakképzett személyzetnek kell összeszerelnie az összeszerelési útmutató alapján. A csavarokat nem szabad túlhúzni. Az összeszerelés során a gyerekeket távol kell tartani.
- Minden csomagot fel kell bontani, és el kell olvasni az összes összeszerelési útmutatót és biztonsági utasítást. Ezeket a dokumentumokat biztonságos helyen kell tárolni. Az összeszereléshez csak eredeti alkatrészeket szabad felhasználni.
- A mellékelt falikarokkal ellátott bútorokat a falhoz kell rögzíteni. A mellékelt, falra szerelhető vonatkozó biztonsági utasításokat be kell tartani.
- A bútorok veszélyeket rejtenek a gyermekek számára: Ezért ügyeljen arra, hogy a gyermekek ne mászjanak be a fiókokba vagy más részekbe, illetve ne húzzák fel magukat vagy ne lógnak le róluk.
- A bútor a következő maximális terhelésekre alkalmas: Ágyak (matracbetétenték): 100 kg, komód: 110 kg, éjjeliszekrény és komód felsők: 15 kg, üvegpolcok: 1 kg, falpanel: típusától függően, fiókok: 5 kg, beépített polcok: 10 kg, ruhatartó sín: 40 kg, fal szekrények: 20 kg, ruhanemű: 10 kg, ágyneműtartók: 10 kg.

⚠ SVK - slovenský UPOZORNENIE - BEZPEČNOSTNÉ UPOZORNENIE

Nábytok, ktorý nie je správne zmontovaný alebo sa nepoužíva podľa určenia, môže byť životu nebezpečný. Preto je potrebné dodržiavať nasledujúce bezpečnostné pokyny:

- Nábytok musí montovať kvalifikovaný personál podľa montážneho návodu. Skrutky sa nesmú príliš utahovať. Počas montáže držte deti mimo dosahu.
- Všetky obaly sa musia otvoriť a musia sa prečítať všetky montážne pokyny a bezpečnostné pokyny. Tieto dokumenty sa musia uchovávať na bezpečnom mieste. Na montáž sa môžu používať len originálne diely.
- Nábytok s priloženými nástennými úchytnými musí byť pripnevaný k stene. Nábytok s priloženými nástennými úchytnými musí byť pripnevaný k stene
- Nábytok skrýva nebezpečenstvo pre deti: Preto dajte na to, aby deti nelezli do zásuviek alebo na iné časti, aby sa na ne nevyťahovali alebo sa z nich nezavesovali.
- Nábytok je vhodný pre nasledujúce maximálne zaťaženia: (na matrac): (na matrac): 100 kg, komoda: 110 kg, dosky nočných stolíkov a komody: 15 kg, sklenené police: 1 kg, stenové panely: v závislosti od typu, zásuvky: 5 kg, vstavané police: 10 kg, koľajnčky na šaty: 40 kg, nástenné skrinky: 20 kg, vŕňak na šaty: 10 kg, zásuvky postele: 10 kg.

⚠️ LTU - LIETUVIŲ ĮSPĖJIMAS - SAUGOS PASTABA

Netinkamai sumontuoti arba ne pagal paskirtį naudojami baldai gali kelti pavojų gyvybei. Norint išvengti šio pavojaus ir sumažinti susižalojimo riziką, būtina laikytis toliau pateiktų saugos nurodymų:

- Baldus turi surinkti kvalifikuoti darbuotojai pagal surinkimo instrukcijas. Negalima per daug priveržti varžtų. Surinkimo metu vaikai turi būti atokiau.
- Visos pakotės turi būti atdarytos ir persikaitytos visos surinkimo instrukcijos bei saugos nurodymai. Šie dokumentai turi būti laikomi saugioje vietoje. Montuojant galima naudoti tik originalias dalis.
- Baldai su pridėtamais sieniniais tvirtinimo elementais turi būti pritvirtinti prie sienos. Būtina laikytis pridėdamų saugos instrukcijų dėl tvirtinimo prie sienos.
- Baldai kelia pavojų vaikams: todėl pasirūpinkite, kad vaikai neliptų į stalčius ar kitas jų dalis, nesikeltų į juos ir nesikabinėtų ant jų.
- Baldai tinka toliau nurodytoms didžiuliams apkrovoms: lovos (vienam čiužiniui): 100 kg, komoda: 110 kg, naktinių stalukų ir komodų stalviršiai: 15 kg, stiklinės lentynos: 1 kg, sieninės plokštės: (priklausomai nuo tipo), stalčiai: 5 kg, įmontuotos lentynos: 10 kg, drabužių bėgeliai: 40 kg, sieninės spintelės: 20 kg, drabužių keltuvas: 10 kg, lovos stalčiai: 10 kg.

⚠️ MLT - MALTI TWISSIJA - AVVIŻ TAS-SIGURTÀ

Għamara li mhix immuntata sew jew użata għall-iskop maħsub tagħha tista 'tkun ta' theddida għall-hajja. Għalhekk, l-Istruzzjonijiet tas-sigurtà li ġejjin għandhom jiġu osservati:

- L-għamara għandha tkun immuntata minn personal kwalifikat bl-użu tal-istruzzjonijiet tal-assemblaġġ. Il-viti m'għandhomx jiġu ssikkati żżejjed. It-tfal għandhom jinżammu l'bogħod waqt l-assemblaġġ.
- Il-pakketti kollha għandhom jinftethu u l-istruzzjonijiet kollha tal-assemblaġġ u l-istruzzjonijiet tas-sigurtà jinqraw. Dawn id-dokumenti għandhom jinżammu. Partijiet originali biss huma permessi għall-assemblaġġ.
- Għamara b'immuntar fuq il-hajt inkluż għandha itwahaħ mal-hajt. L-istruzzjonijiet tas-sigurtà magħluqa għall-immuntar mal-hajt għandhom jiġu osservati.
- L-għamara tohloq perikli għat-tfal: Jekk jogħġbok kun żgur li t-tfal ma jidhru fil-kxaxen jew partijiet oħra, jiġġdbu lihom infushom jew jiddendlu magħthom.
- L-għamara hija adattata għat-tagħbijiet massimi li ġejjin: Sodod (għal kull topper tas-saqi): 100 kg, sedili tal-dresser: 110 kg, komodini u aċċessorji tal-dresser: 15 kg, xkafeġ tal-ħġieġ: 1 kg, pannelli tal-hajt: skont il-tip, kxaxen: 5 kg, xkafeġ inkorporat: 10 kg, linji tal-hwejjeġ: 40 kg, għamara tal-hajt: 20 kg, lift tal-hwejjeġ: 10 kg, kxaxen tas-sodda: 10kg.

⚠️ ROU - ROMÂN AVERTIZARE - NOTĂ DE SIGURANȚĂ

Mobila care nu este asamblată corect sau care nu este utilizată conform destinației poate pune viața în pericol. Prin urmare, trebuie respectate următoarele instrucțiuni de siguranță:

- Mobila trebuie asamblată de personal calificat în conformitate cu instrucțiunile de asamblare. Șuruburile nu trebuie strânse prea tare. Copiii trebuie ținuti departe în timpul asamblării.
- Toate ambalajele trebuie deschise și trebuie citite toate instrucțiunile de asamblare și instrucțiunile de siguranță. Aceste documente trebuie păstrate într-un loc sigur. Pentru asamblare pot fi utilizate numai piese originale.
- Mobilierul cu elemente de fixare pe perete include trebuie să fie fixat pe perete. Trebuie respectate instrucțiunile de siguranță anexate pentru montarea pe perete.
- Mobila ascunde pericole pentru copii: prin urmare, asigurați-vă că copiii nu se urcă în sertare sau pe alte părți, nu se trag în sus sau nu se agată de ele.
- Mobilierul este adecvat pentru următoarele sarcini maxime: Paturi (per topper saltea): 100 kg, comodă: 110 kg, blaturi pentru noptieră și comodă: 15 kg, rafturi din sticlă: 1 kg, panouri de perete: în funcție de tip, sertare: 5 kg, rafturi încorporate: 10 kg, bare pentru haine: 40 kg, unități de perete: 20 kg, ridicător de haine: 10 kg, sertare de pat: 10 kg.

⚠️ SWE - SVENSKA VARNING - SÄKERHETSMEDELANDE

Möbler som inte är korrekt monterade eller som inte används på avsett sätt kan vara livsfarliga. För att undvika denna fara och minska risken för skador är det viktigt att följa följande säkerhetsanvisningar:

- Möblerna måste monteras av kvalificerad personal enligt monteringsanvisningarna. Skruvarna får inte dras åt för hårt. Barn ska hållas borta under monteringen.
- Alla förpackningar måste öppnas och alla monteringsanvisningar och säkerhetsanvisningar måste läsas. Dessa dokument måste förvaras på ett säkert ställe. Endast originaldelar får användas vid monteringen.
- Möbler med medfölgande väggfästen måste fästas i väggen. Beakta bifogade säkerhetsanvisningar för väggmontering.
- Möbler innebär faror för barn: Se därför till att barn inte klättrar in i lådor eller på andra delar och inte heller drar sig upp eller hänger i dem.
- Möblerna är lämpliga för följande maximala belastningar: Sängar (per bäddmadrass): 100 kg, byrå: 110 kg, nattduksbord och byråskivor: 15 kg, glashyllor: 1 kg, väggpaneler: beroende på typ, lådor: 5 kg, inbyggda hyllor: 10 kg, klädstångar: 40 kg, väggskåp: 20 kg, klädlyft: 10 kg, sänglådor: 10 kg.

⚠️ GRC - ελληνικά ΠΡΟΕΙΔΟΠΟΙΗΣΗ - ΟΔΗΓΙΕΣ ΑΣΦΑΛΕΙΑΣ

Τα έπιπλα που δεν έχουν συναρμολογηθεί σωστά ή δεν χρησιμοποιούνται όπως προβλέπεται μπορεί να είναι απειλητικά για τη ζωή. Επομένως, πρέπει να τηρούνται οι ακόλουθες οδηγίες ασφαλείας:

- Τα έπιπλα πρέπει να συναρμολογηθούν από εξειδικευμένο προσωπικό σύμφωνα με τις οδηγίες συναρμολόγησης. Οι βίδες δεν πρέπει να σφιγγονται υπερβολικά. Τα παιδιά πρέπει να μόνον μακριά κατά τη συναρμολόγηση.
- Όλες οι συσκευασίες πρέπει να είναι ανοιχτές και όλες οι οδηγίες συναρμολόγησης και οι οδηγίες ασφαλείας πρέπει να διαβάζονται και να φυλάσσονται σε ασφαλές μέρος. Για τη συναρμολόγηση επιτρέπεται να χρησιμοποιούνται μόνο γνήσια εξαρτήματα.
- Τα έπιπλα με κλειστά επιτοιχία εξαρτήματα πρέπει να στερεώνονται στον τοίχο. Πρέπει να τηρούνται οι συνημμένες οδηγίες ασφαλείας για την τοποθέτηση στον τοίχο.
- Τα έπιπλα κρύβουν κινδύνους για τα παιδιά: Για το λόγο αυτό, βεβαιωθείτε ότι τα παιδιά δεν σκοραφλώνουν στα συρτάρια ή σε άλλα μέρη ή δεν τραβιούνται ή κρέμονται από αυτά.
- Τα έπιπλα είναι κατάλληλα για τα ακόλουθα μέγιστα φορτία: Κρεβάτια (ανά επικάλυψη στρώματος): συρτάρια: 110 kg, κομοδίνα και συρτάρια: 15 kg, γυάλινα ράφια: 1 kg, επιτοιχία πάνελ: ανάλογα με τον τύπο, συρτάρια: 5 kg, ενσωματωμένα ράφια: 10 kg, ράφες ρούχων: 40 kg, επιτοιχία έπιπλα: 20 kg, ανυψωτικό ρούχων: 10 kg, συρτάρια κρεβατιού: 10 kg.

⚠️ IRL - GAELIGE RABHADH - FÓGRA SÁBHÁILTEACHTA

Is féidir ín troscán nach gcuirtear le chéile i gceart nó nach n-úsáidítear chun na críche atá beartaithe dó a bheith bagrach don bheatha. Dá bhri sin, ní mór cloí leis na treoracha sábháilteachta seo a leanas:

- Ní mór do phearsanach cáiliúil an troscán a chur le chéile ag baint úsáide as na treoracha tionúil. Níor cheart scríúna a róthéamh. Ní mór leanai a choinneáil ar shiúl le linn tionúil.
- Ní mór gach pacáiste a oscailt agus gach treoir tionúil agus treoracha sábháilteachta a léamh. Ní mór na doiciméid seo a choinneáil. Ní cheadaítear ach páirteanna bunaidh a chur le chéile.
- Ní mór troscán le gléasadh balla san áireamh a cheangal leis an mballa. Ní mór doir leis na treoracha sábháilteachta iniata le haghaidh gléasta balla.
- Tá contúirtí ag baint le troscán do leanai: Cinntigh le do thoil nach dtógfaidh leanai isteach i drawers nó páirteanna eile, go dtarraingíonn siad suas iad féin nó nach goloífidh siad leo.
- Tá an troscán oiriúnach do na hualál uasta seo a leanas: Leapaoha (in aghaidh an topper tochta): 100 kg, suiocháin gúna: 110 kg, táblaí cois leapa agus ceangaltáin gúna: 15 kg, seilfeanna gloine: 1 kg, painéil balla: ag brath ar an gceinéal, tarraiceán: 5 kg, Seilfeanna insuite: 10 kg, ráillí éadaí: 40 kg, troscán balla: 20 kg, ardaitheoir éadaí: 10 kg, tarraiceáin leaba: 10kg.

⚠️ HRV - Hrvatski UPOZORENJE - SIGURNOSNA OBAVIJEST

Namještaj koji nije pravilno sastavljen ili korišten prema namjeni može biti opasan po život. Kako biste izbjegli ovu opasnost i smanjili rizik od ozljeda, važno je pridržavati se sljedećih sigurnosnih uputa:

- Namještaj mora sastaviti kvalificirano osoblje prema uputama za sastavljanje. Vijci se ne smiju previše zategnuti. Az öszeszerezelés során a gyerekekét távol kell tartani.
- Sva pakiranja moraju biti otvorena i pročítane sve upute za sastavljanje i sigurnosne upute. Ovi dokumenti moraju se čuvati. Za montažu su dopušteni samo originalni dijelovi.
- Namještaj s uključenom montažom na zid mora biti pričvršćen na zid. Morate se pridržavati priloženih sigurnosnih uputa za zidnu montažu.
- Namještaj predstavlja opasnost za djecu: Pazite da se djeca ne penjaju u ladice ili druge dijelove, da se ne povlače ili vise na njima.
- Namještaj je prikladan za sljedeća maksimalna opterećenja: Kreveti (po nadmadracu): 100 kg, sjedala za komode: 110 kg, noćni ormarići i dodaci za komode: 15 kg, staklene police: 1 kg, zidne ploče: ovisno o vrsti, ladice: 5 kg, ugradbene police: 10 kg, šipke za odjeću: 40 kg, zidni namještaj: 20 kg, podizač odjeće: 10 kg, ladice za krevet: 10 kg.

⚠️ LVA - Latviesu BRĪDINĀJUMS - DROŠĪBAS INSTRUKCIJAS

Mēbeles, kas nav pareizi samontētas vai netiek lietotas atbilstoši paredzētajam mērķim, var apdraudēt dzīvību. Lai izvairītos no šādām briesmām un samazinātu traumu risku, ir svarīgi ievērot turpmāk minētos drošības norādījumus:

- Mēbeles jāsamontē kvalificētam personālam saskaņā ar montāžas instrukcijām. Skrūves nedrīkst pārspīlēt. Montāžas laikā bērniem jābūt prom.
- Jāatver visi iepakojumi un jāizlasa visas montāžas instrukcijas un drošības norādījumi. Šie dokumenti jāglabā drošā vietā. Šie dokumenti drīkst izmantot tikai oriģinālās detaļās.
- Mēbeles ar pievienotiem sienas stiprinājumiem jāpiestiprina pie sienas. Jāievēro pievienotie drošības norādījumi par montāžu pie sienas.
- Mēbeles slēpj briesmas bērniem: tāpēc pārliecinieties, ka bērni neļien atvilktnēs vai uz citām mēbeļu daļām, nevelk uz tām vai karājas uz tām.
- Mēbeles ir piemērotas šādām maksimālajām slodzēm: Gultas (ma traca pārvalka): 100 kg, kumodes: 110 kg, naktsskapji un kumodes vīrma: 15 kg, stikla plaukti: 1 kg, sienas paneļi: atkarībā no tipa, atvilktnes: 5 kg, iebūvētie plaukti: 10 kg, drēbju pakaramie: 40 kg, sienas skapīši: 20 kg, drēbju pacelājs: 10 kg, gultas atvilktnes: 10 kg.

⚠️ BGR - Български ПРЕДУПРЕЖДЕНИЕ - ИНСТРУКЦИИ ЗА БЕЗОПАСНОСТ

Мебели, които не са сглобени правилно или не се използват по предназначение, могат да бъдат опасни за живота. Следователно трябва да се спазват следните инструкции за безопасност:

- Мебелите трябва да се сглобяват от квалифициран персонал в съответствие с инструкциите за сглобяване. Винтовете не трябва да се затегат прекалено. Децата трябва да се държат настрана по време на монтажа.
- Всички опаковки трябва да бъдат отворени и всички инструкции за монтаж и безопасност трябва да бъдат прочетени и съхранявани безопасно. За сглобяване могат да се използват само оригинални части.
- Мебелите с вградени специални приспособления трябва да бъдат закрепени към стената. Трябва да се спазват приложените инструкции за безопасност при монтажа на стена.
- Мебелите крият опасности за децата: Затова се уверете, че децата не се катерят по чекмеджетата или по други части, не се издърпват или не висят от тях.
- Мебелите са подходящи за следните максимални натоварвания: легла (за един топ матрак): 100 kg, скрин: 110 kg, плотове за нощни шкафчета и скрин: 15 kg, стъклени рафтове: 1 kg, стенни панели: в зависимост от вида, чекмеджета: 5 kg, вградени рафтове: 10 kg, релси за дрехи: 10 kg, стени шкафове: 20 kg, подемник за дрехи: 10 kg, чекмеджета за легла: 10 kg.

⚠️ DNK - Dansk ADVARSEL - SIKKERHEDSINSTRUKTIONER

Møbler, der ikke er samlet korrekt eller ikke anvendes efter hensigten, kan være livsfarlige. For at undgå denne fare og reducere risikoen for skader skal følgende sikkerhedsanvisninger overholdes:

- Møblerne skal samles af kvalificeret personale i overensstemmelse med monteringsvejledningen. Skrue må ikke overspændes. Barn skal holdes væk under monteringen.
- Alle pakker skal åbnes, og alle monteringsanvisninger og sikkerhedsanvisninger skal læses. Disse dokumenter skal opbevares på et sikkert sted. Der må kun bruges originale dele til monteringen.
- Møbler med vedlagte vægbeslag skal fastgøres til væggen. De vedlagte sikkerhedsanvisninger for vægmontering skal overholdes.
- Møbler rummer farer for børn: Sørg derfor for, at børn ikke kravler ind i skuffer eller på andre dele eller trækker sig op eller hænger i dem.
- Møblerne er egnede til følgende maksimale belastninger: Senge (pr. topmadræs): 100 kg, kommode: 110 kg, natborders- og kommodeplader: 15 kg, glashylder: 1 kg, vægpaneler: afhængigt af type, skuffer: 5 kg, indbyggede hylder: 10 kg, bøjlestænger: 40 kg, overskabe: 20 kg, tøjlift: 10 kg, sengeskuffer: 10 kg.

⚠️ EST - Eesti HOIATUS - OHUTUSJUHISED


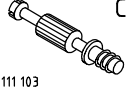
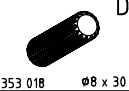

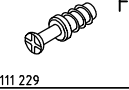

Korrektselt kokku panemata või mitte ettenähtud viisil kasutatav mööbel võib olla eluohtlik. Selle ohu vältimiseks ja vigastusohu vähendamiseks on oluline järgida järgmisi ohutusjuhiseid:

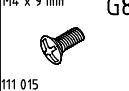


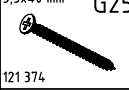
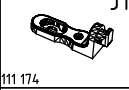

- Mööblit peavad monteerima kvalifitseeritud töötajad vastavalt tootjate ettenähtud viisidele. Krusivide ei tohi üle pingutada. Lapsed tuleb kokkupaneku ajal eemal hoida.
- Kõik pakendid tuleb avada ning lugeda kõiki koostamisjuhiseid ja ohutusjuhiseid. Neid dokumente tuleb hoida turvalises kohas. Kokkupanekuks tohib kasutada ainult originaalosi.
- Kinnitatud seinakinnitustega mööbel tuleb kinnitada seina külge. Tuleb järgida lisatud ohutusjuhiseid seinakinnituste kohta.
- Mööbel kätkeb endas ohte lastele: seepärast veenduge, et lapsed ei roni sahtlitesse või muudesse osadesse, ei tõmba end üles ega ripu nende külge.
- Mööbel sobib järgmistele maksimaalsetele koormustele jaoks: Voodid (ühe madratsitopperi kohta): 100 kg, kapp: 110 kg, öökapid ja kapid laud: 15 kg, klaasriiulid: 1 kg, seinapaneelid: sõltuvalt tüübist, sahtlid: 5 kg, sisseehitatud riiulid: 10 kg, riideriulid: 40 kg, seinapaneelid: 20 kg, riiteliftid: 10 kg, voodisahtlid: 10 kg.

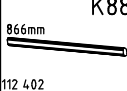
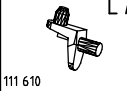
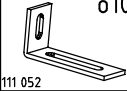


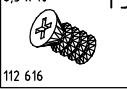
⚠️ FIN - suomalainen VAROITUS - TURVALLISUUSOHJEET


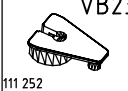
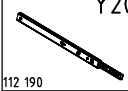

Huonekalut, joita ei ole koottu oikein tai joita ei käytetä tarkoitellulla tavalla, voivat olla hengenvaarallisia. Tämän vaaran välttämiseksi ja loukkaantumisriskin vähentämiseksi on noudatettava seuraavia turvallisuusohjeita:

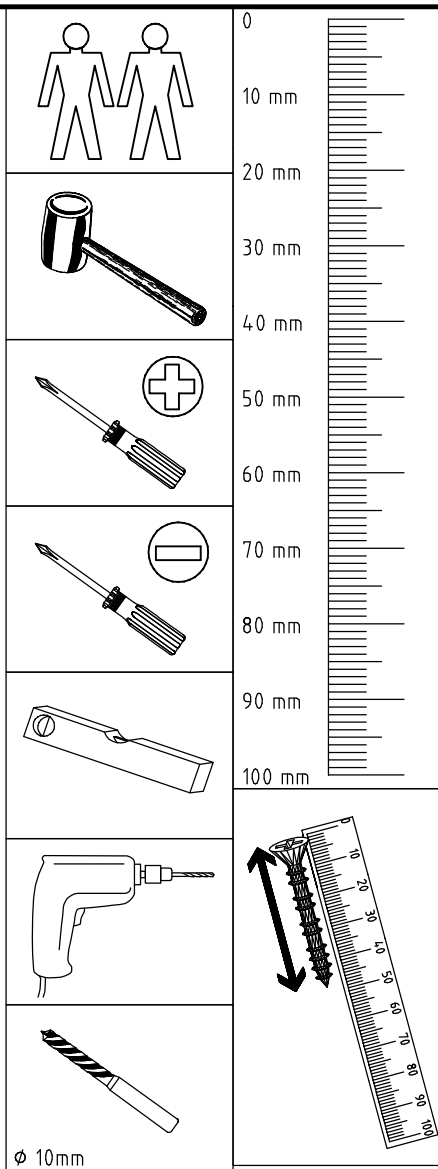
- Pätevän henkilöstön on koottava kalusteet kokoonpano-ohjeiden mukaisesti. Ruuveja ei saa kiristää liikaa. Lapsset on pidettävä loitolla kokoamisen aikana.
- Kaikki pakkaukset on avattava ja kaikki kokoonpano- ja turvallisuusohjeet on luettava. Nämä asiakirjat on säilytettävä turvallisessa paikassa. Kokoonpanossa saa käyttää vain alkuperäisiä osia.
- Huonekalut, joissa on mukana seinäkiinnikkeet, on kiinnitettävä seinään. Ohaisia seinäkiinnitystä koskevia turvallisuusohjeita on noudatettava.
- Huonekaluihin liittyy vaaroja lapsille: Varmista siksi, että lapset eivät kipeile laatikoihin tai muuhin osiin eivätkä vedä itseään ylös tai roiku niistä.
- Huonekalut soveltuvat seuraaville enimmäiskuuruille: Sängyt (patjanpäällistä kohtden): Sängyt (patjanpäällistä kohtden): 100 kg, lipasto: 110 kg, yöpöydän ja lipaston yläosat: 15 kg, lasihyllyt: 1 kg, seinäpaneelit: tyyppistä riippuen, vetolaatikot: 5 kg, sisäänrakennetut hyllyt: 10 kg, vaate tangot: 40 kg, seinäelementit: 20 kg, vaatehissi: 10 kg, sängyn laatikot: 10 kg.

 111 102	A	24 x
 111 103	C	14 x
 353 018 ø8 x 30	D	4 x
 121 375	F3	4 x
 111 229 3,5 x 15 mm	F	8 x
 121 370	G1	30 x

 111 015 M4 x 9 mm	G8	12 x
 121 375 3,5x35 mm	G14	12 x
 121 113 3x13mm	G21	24 x
 121 374 3,5x40 mm	G25	12 x
 111 174	J1	8 x
 117 006	K4	4 x

 112 402 866mm	K88	2 x
 111 610	L7	16 x
 111 052	o10	1 x
 121 122 4 x 13mm	SP13	2 x
 121 120 4 x 15mm	SP15	3 x
 112 616 6,3 x 10	T3	12 x

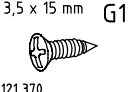
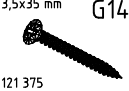


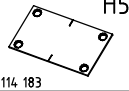



 121 181 6,3x11	T6	6 x
 111 252	VB23	8 x
 112 190	Y20	12 x
 163 007	Z	4 x

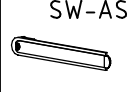



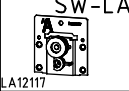
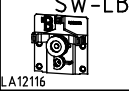
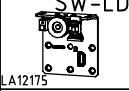
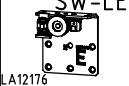




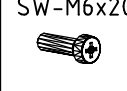

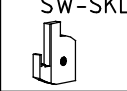

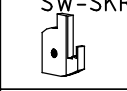

0
10 mm
20 mm
30 mm
40 mm
50 mm
60 mm
70 mm
80 mm
90 mm
100 mm




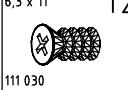
Icons: Two people, mallet, screwdriver with cross icon, screwdriver with circle icon, level, power drill, saw blade.

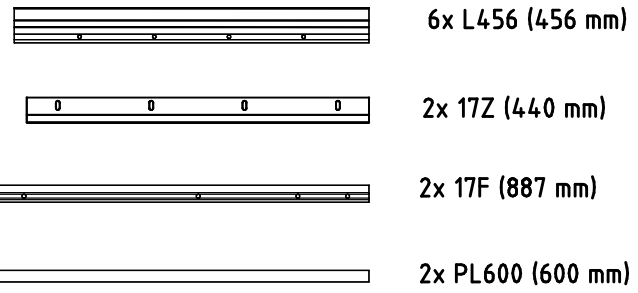
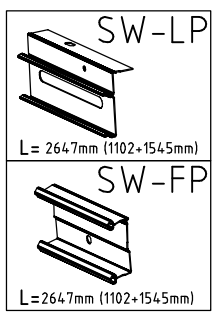
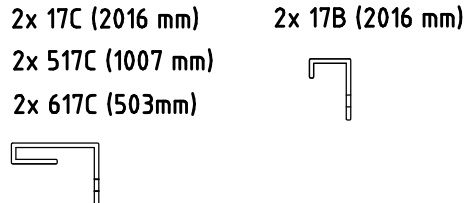
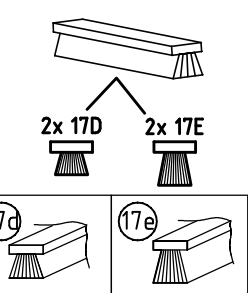
φ 10mm

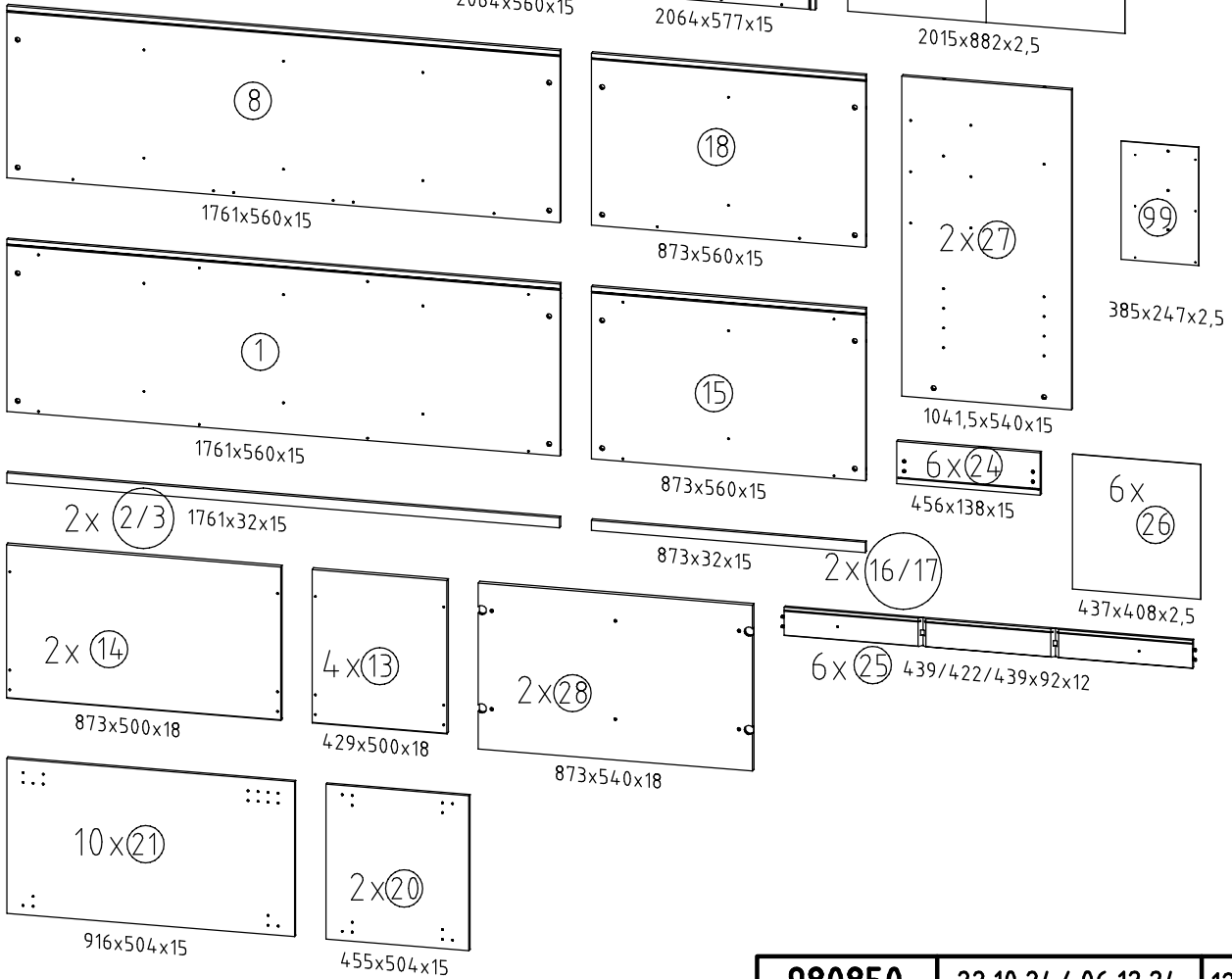
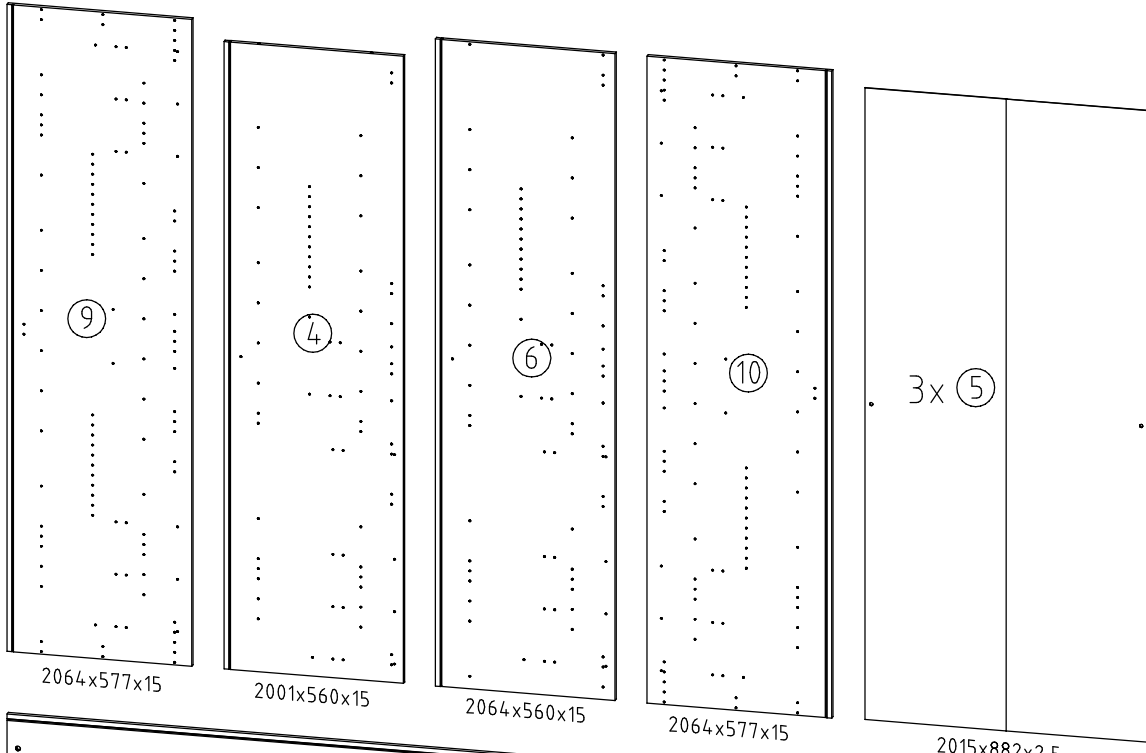
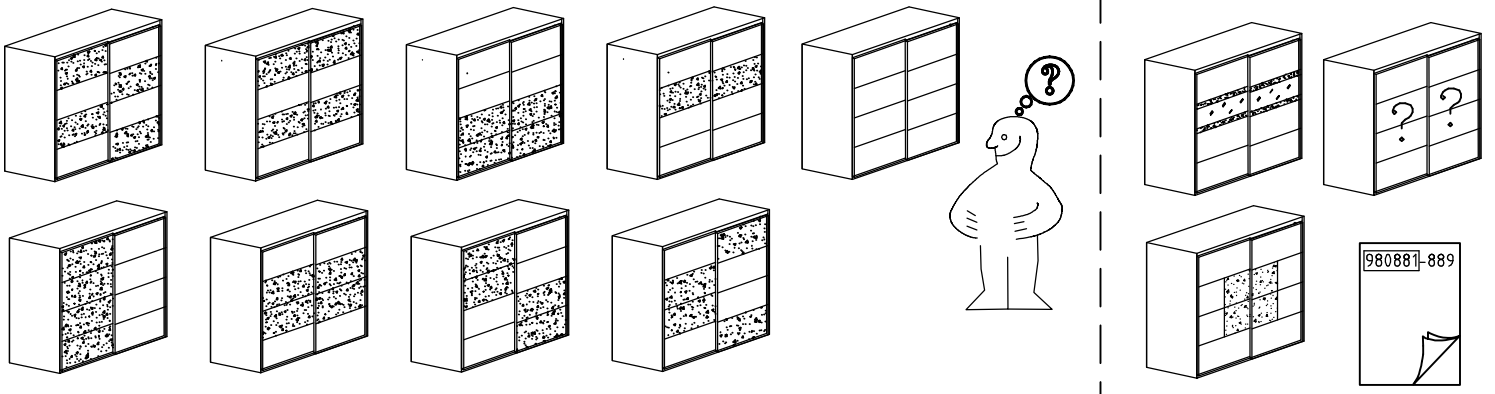
 121 370 3,5 x 15 mm	G1	11 x
 121 375 3,5x35 mm	G14	2 x
 M4x10	G43	6 x
 M4x13 PZ	GH13	6 x
 114 183	H5	13 x
 121 122 4 x 13mm	SP13	11 x
 190014/015	SW-AK	8 x
 SW-AMD	SW-AMD	1 x

 SW-AS	SW-AS	2 x
 SW-F1	SW-F1	6 x
 SW-F2	SW-F2	4 x
 SW-F3	SW-F3	2 x
 LA12117	SW-LA	2 x
 LA12116	SW-LB	2 x
 LA12175	SW-LD	1 x
 LA12176	SW-LE	1 x

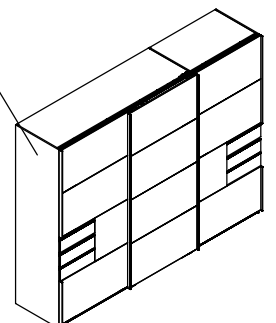
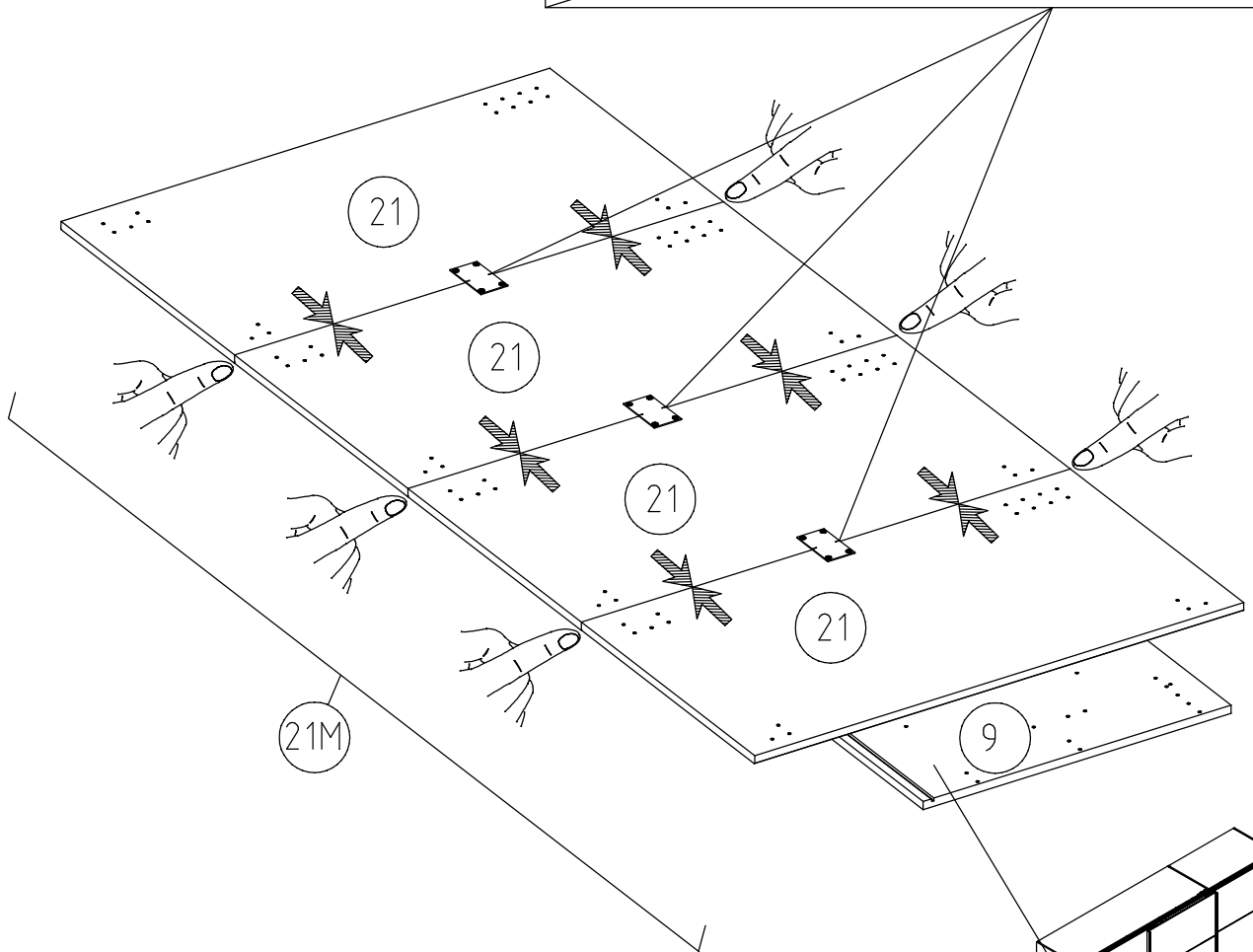
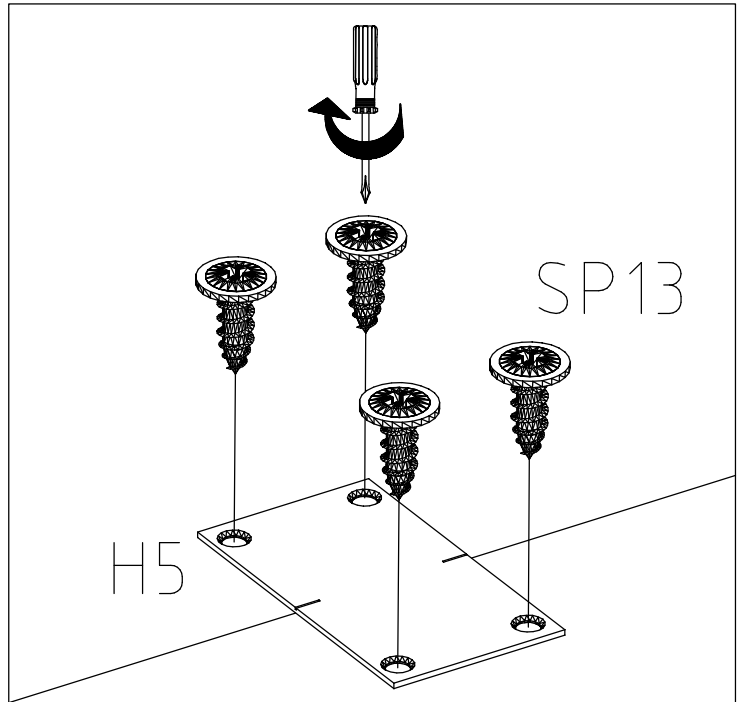
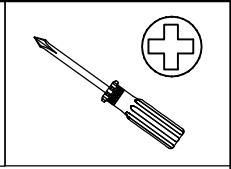
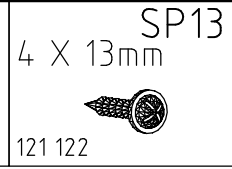
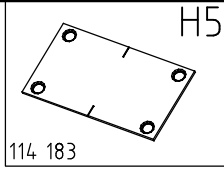
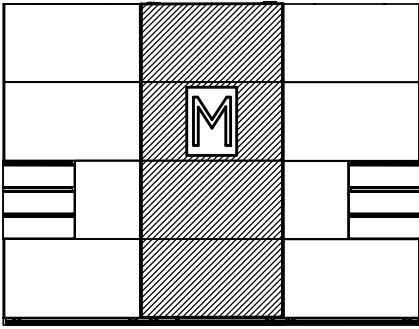
 SW-M4	SW-M4	2 x
 SW-M4x8	SW-M4x8	2 x
 SW-M6x20	SW-M6x20	2 x
 SW-MH	SW-MH	2 x
 SW-SKL	SW-SKL	1 x
 SW-SKM	SW-SKM	3 x
 SW-SKR	SW-SKR	1 x
 SW-ST	SW-ST	2 x

 SW-STM	SW-STM	1 x
 SW-VFP	SW-VFP	1 x
 SW-VLP	SW-VLP	1 x
 111 030 6,3 x 11	T2	38 x

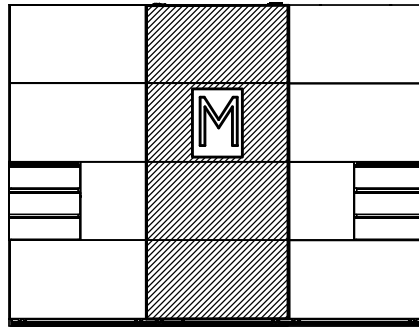




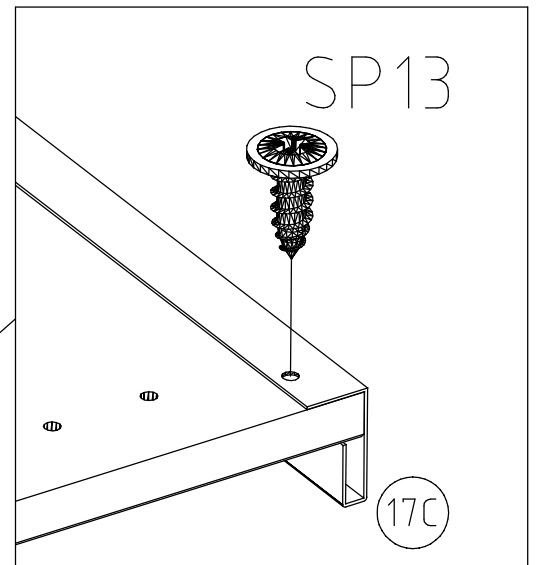
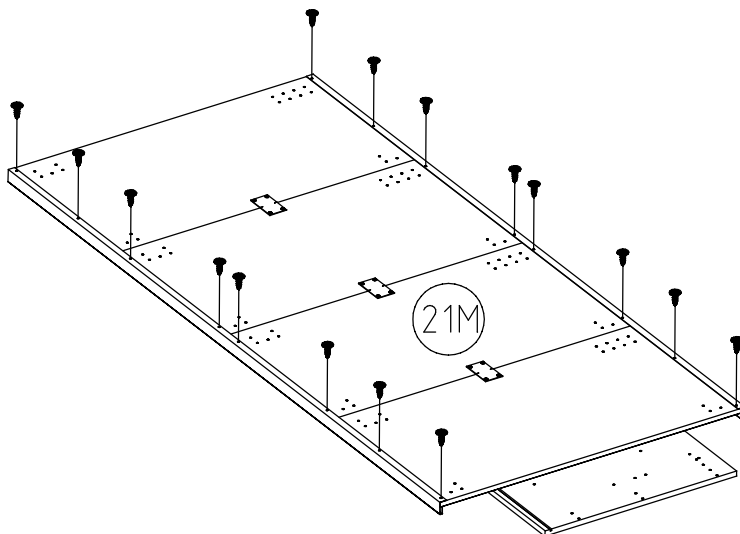
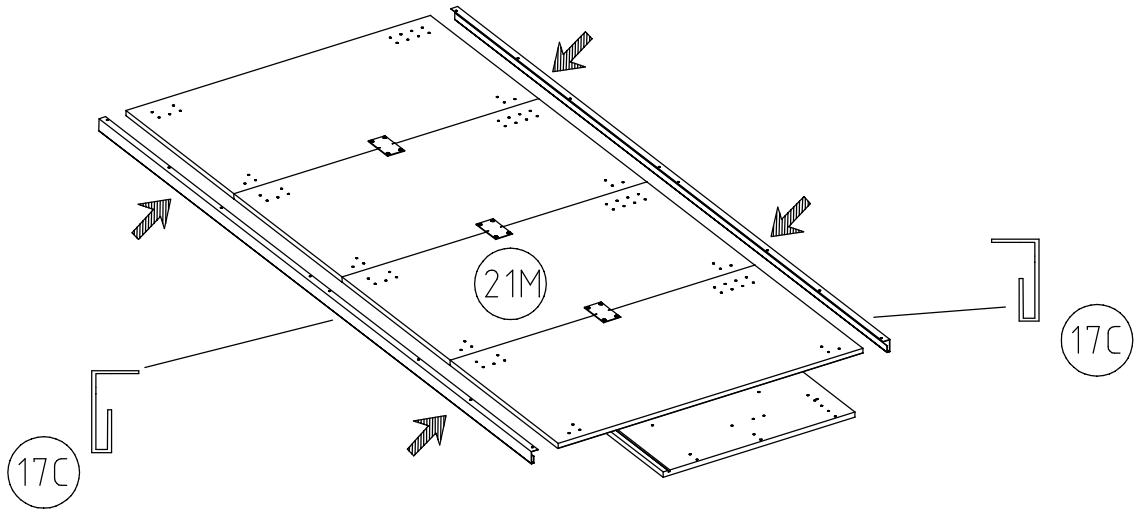

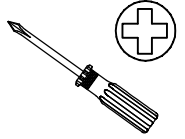
1



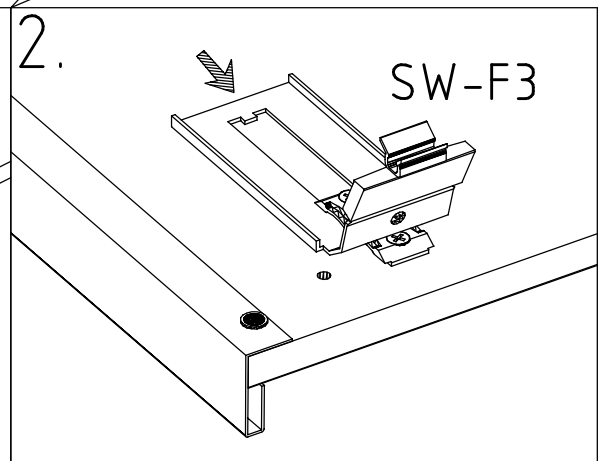
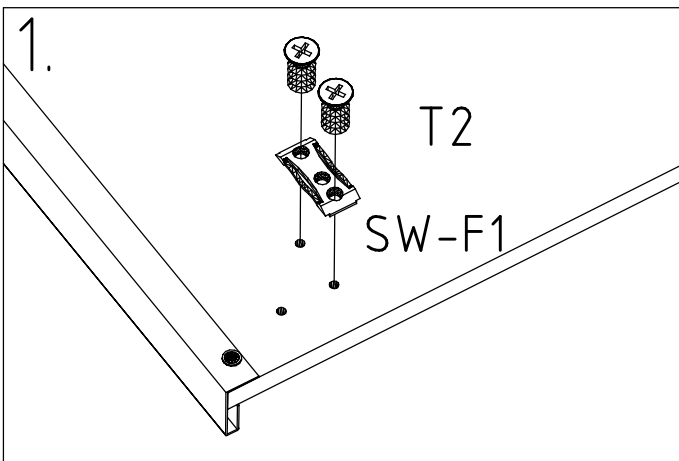
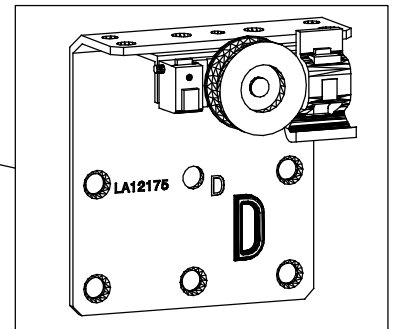
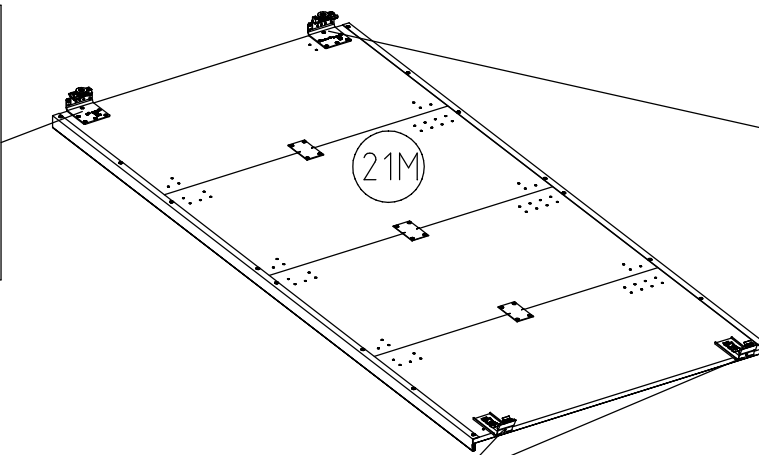
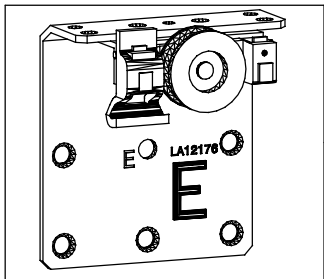
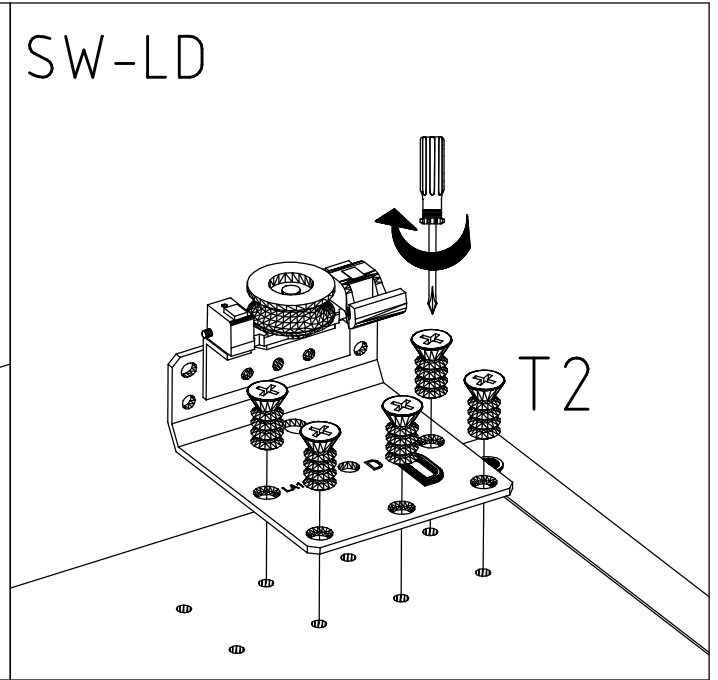
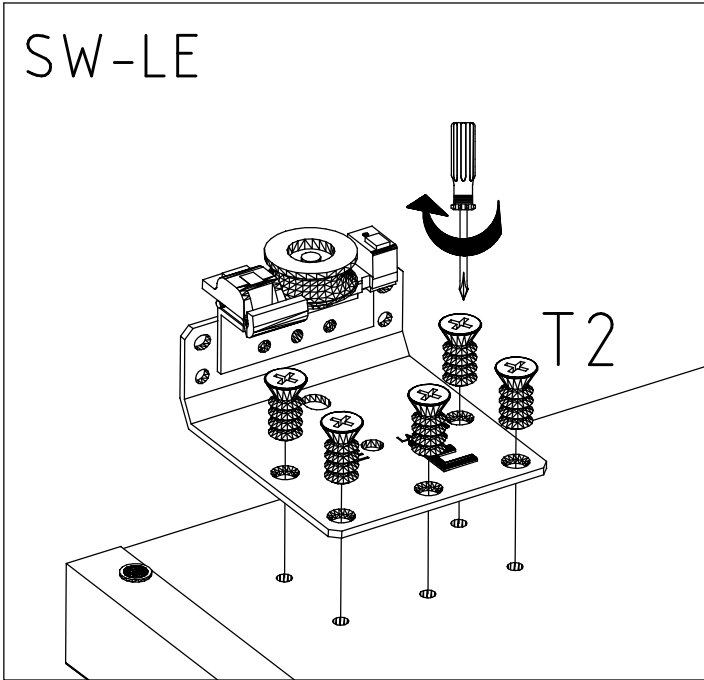
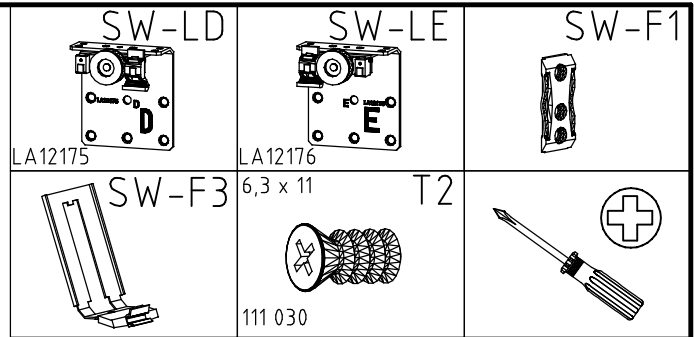
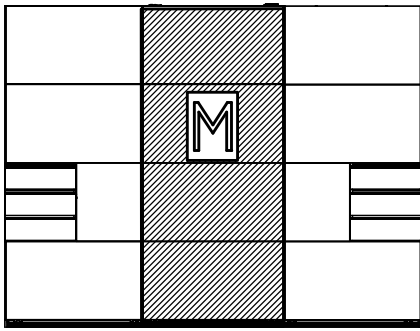
2



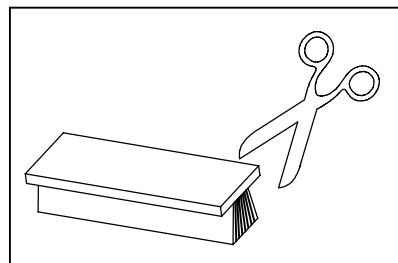
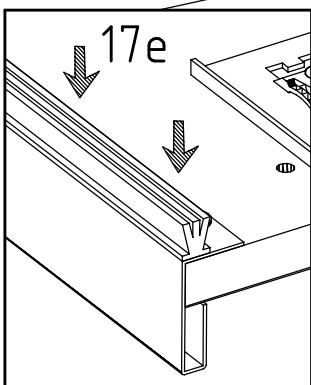
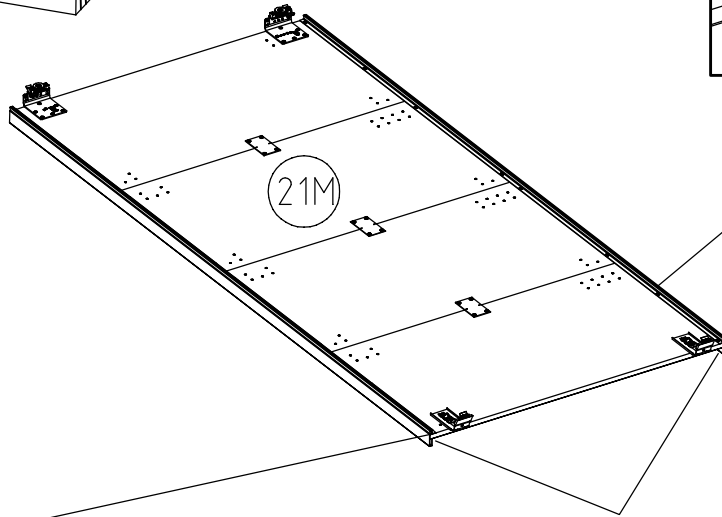
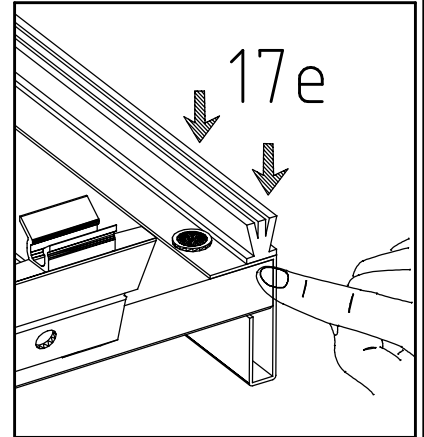
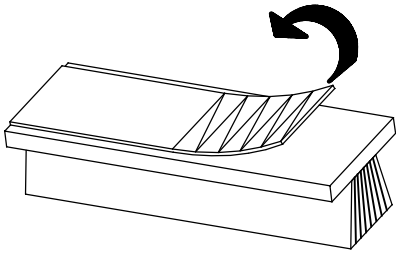
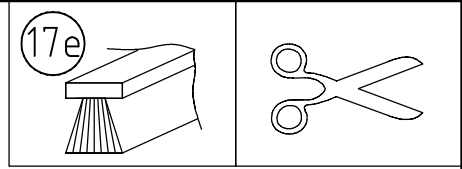
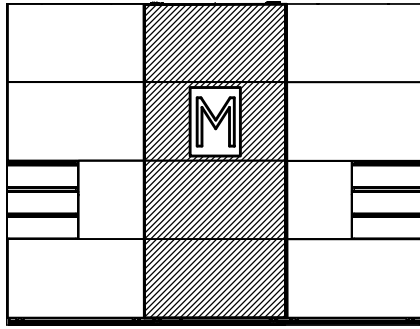
SP13
4 X 13mm
121 122



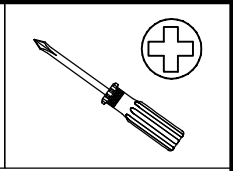

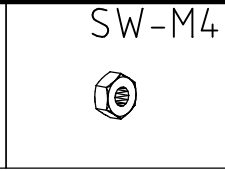

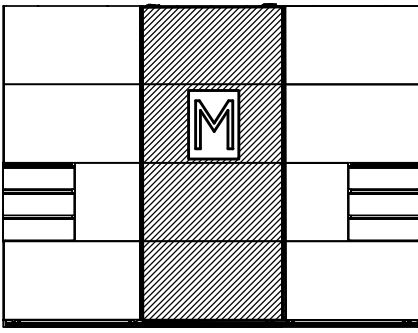
3



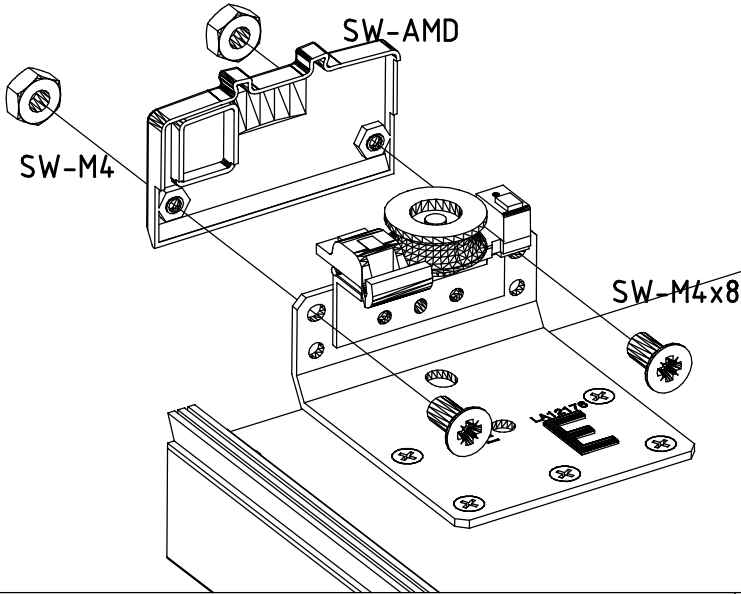
4



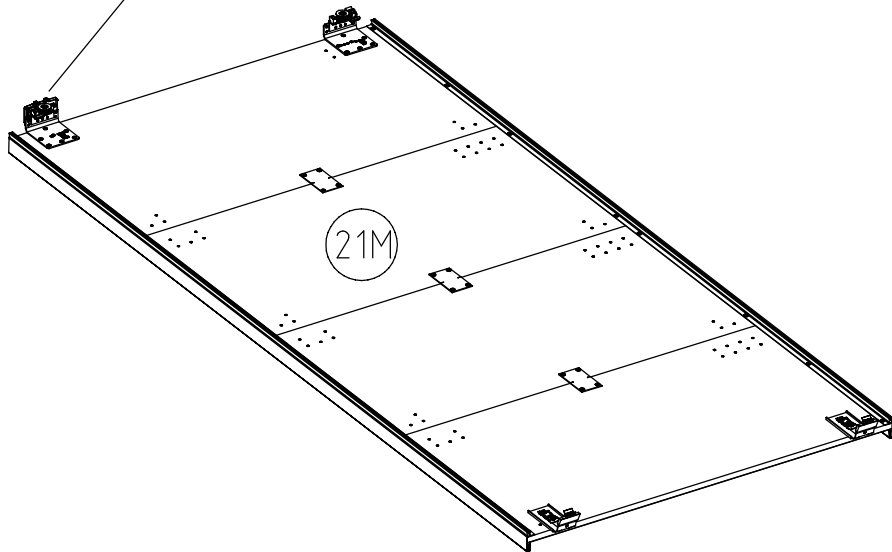
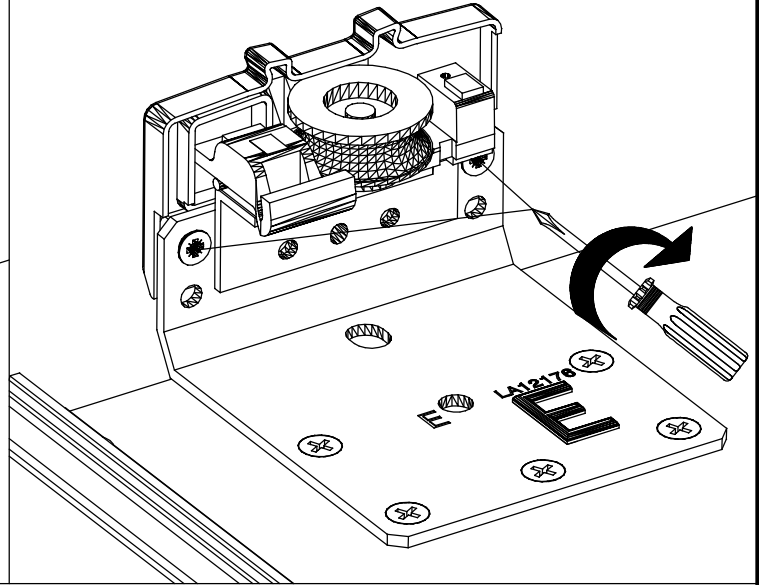
5



1.



2.

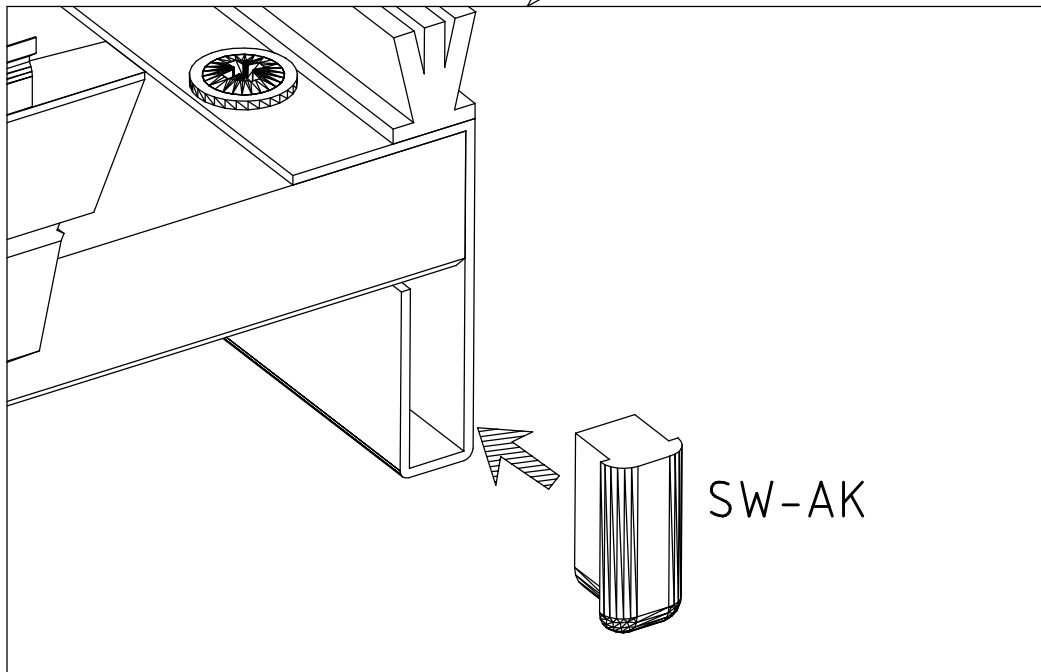
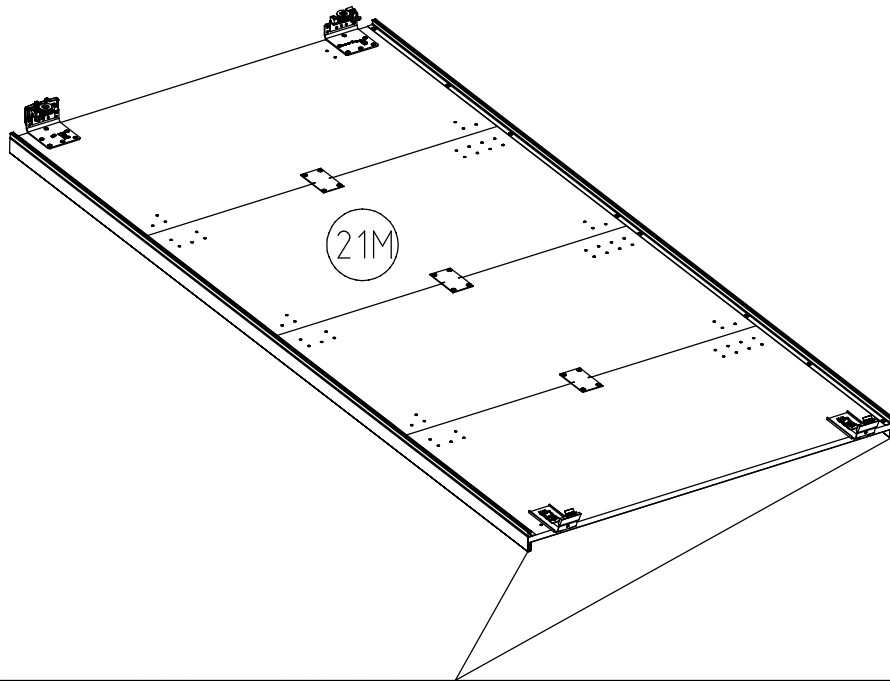
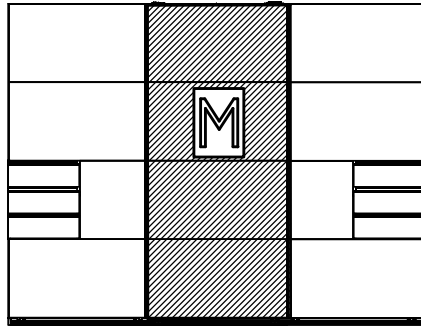


6

SW-AK

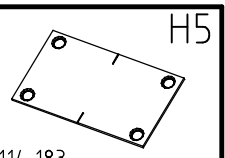
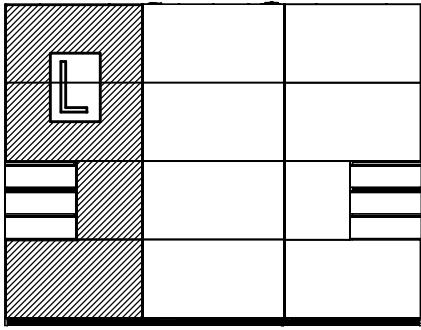


190014/015



SW-AK

7

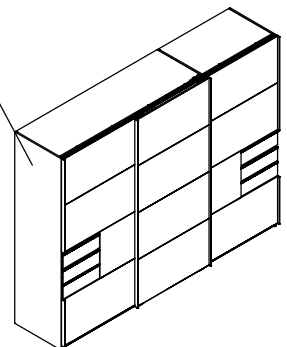
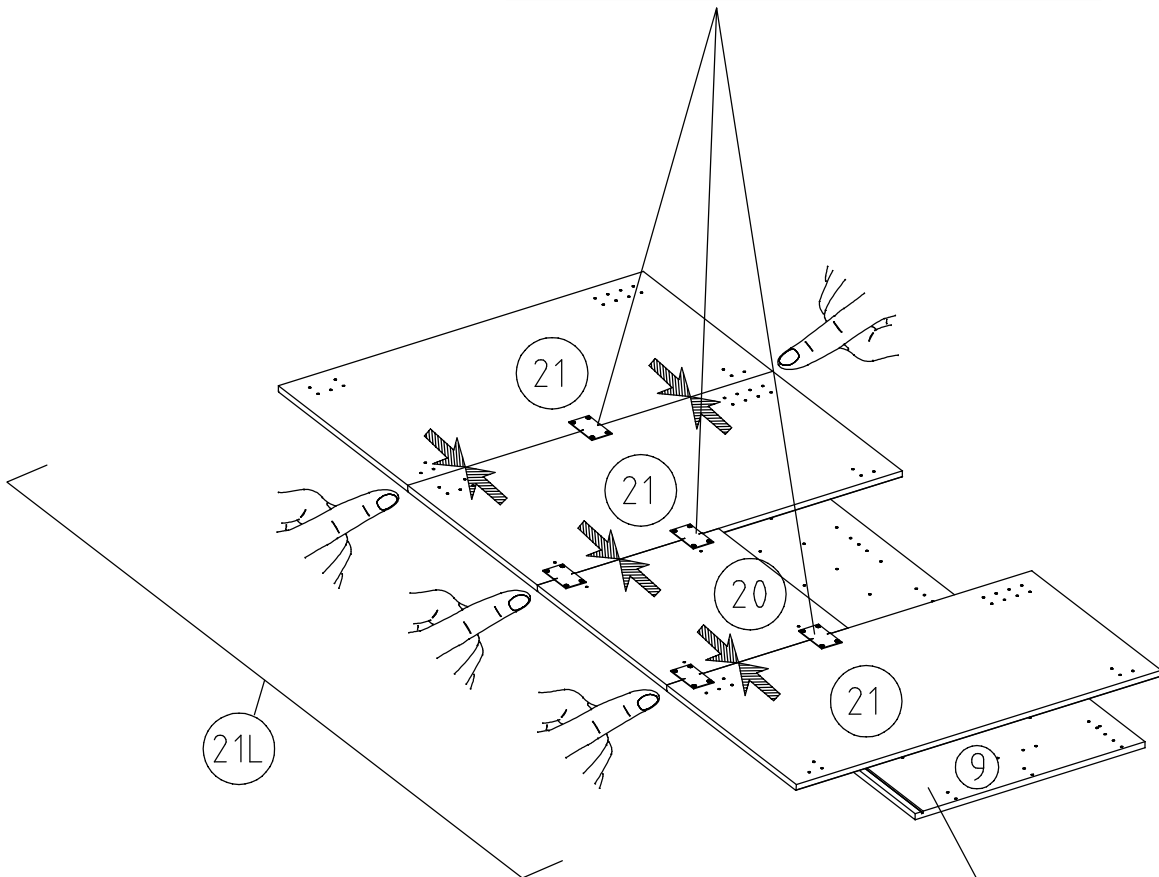
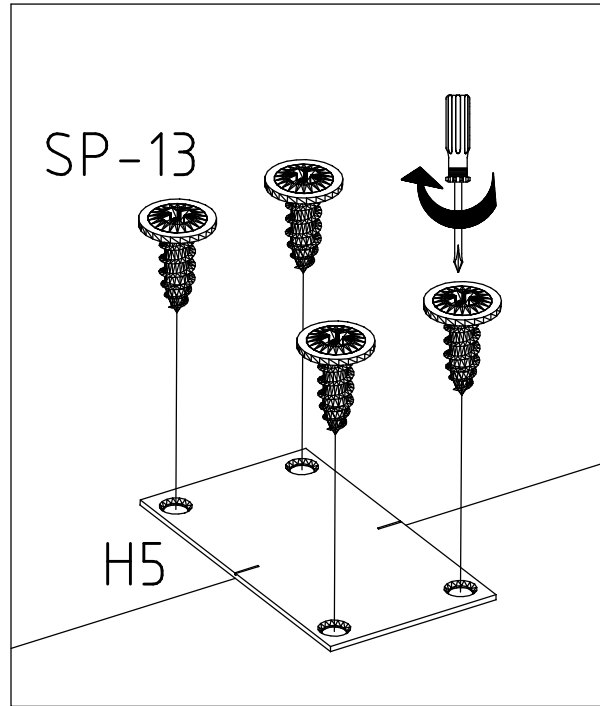
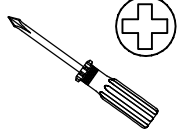


114 183

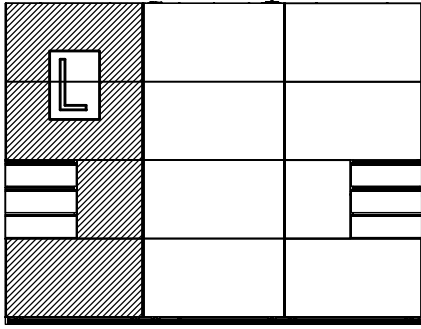
SP13
4 X 13mm



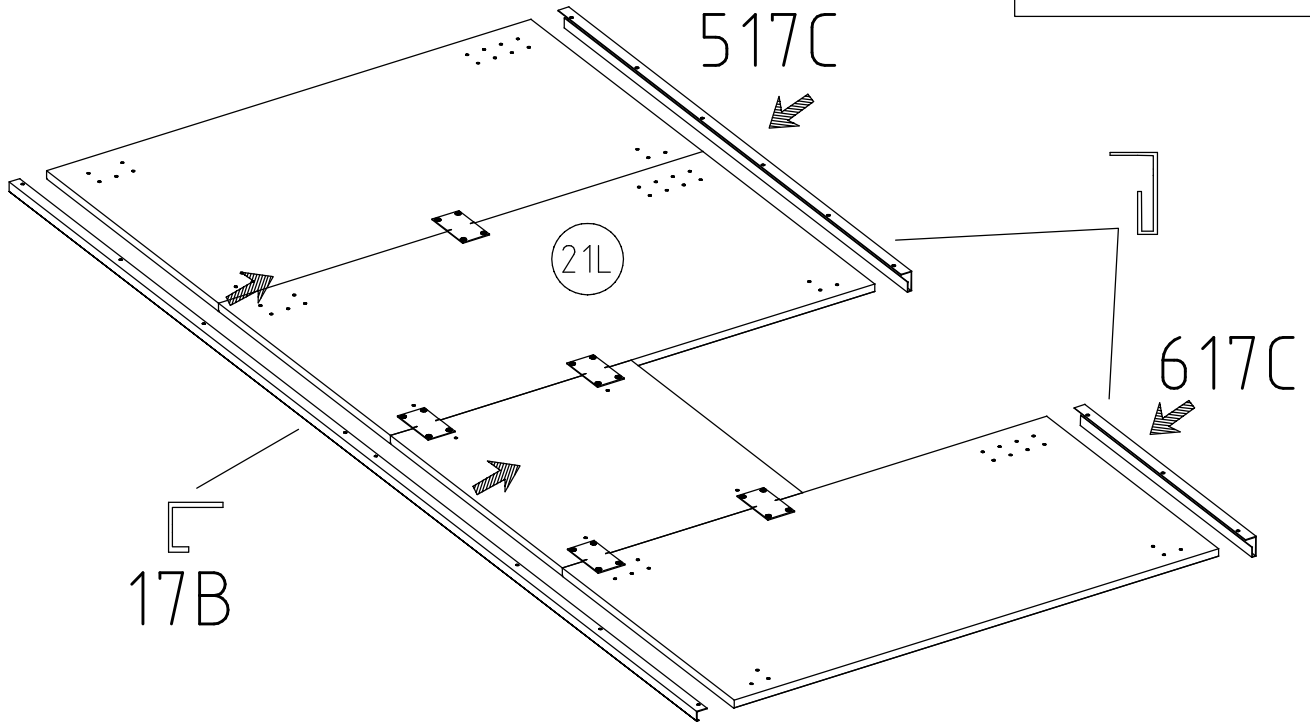
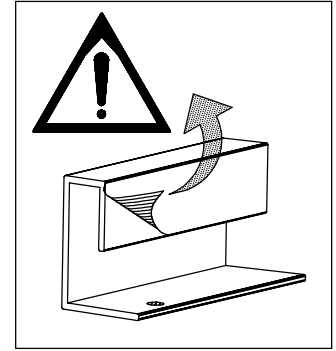
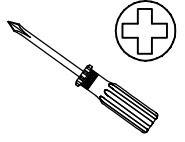
121 122



8



SP13
4 X 13mm
121 122

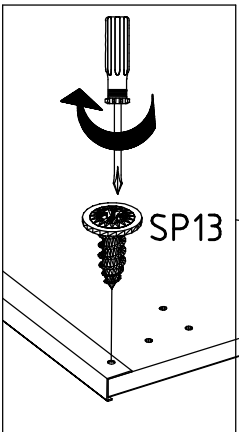


17B

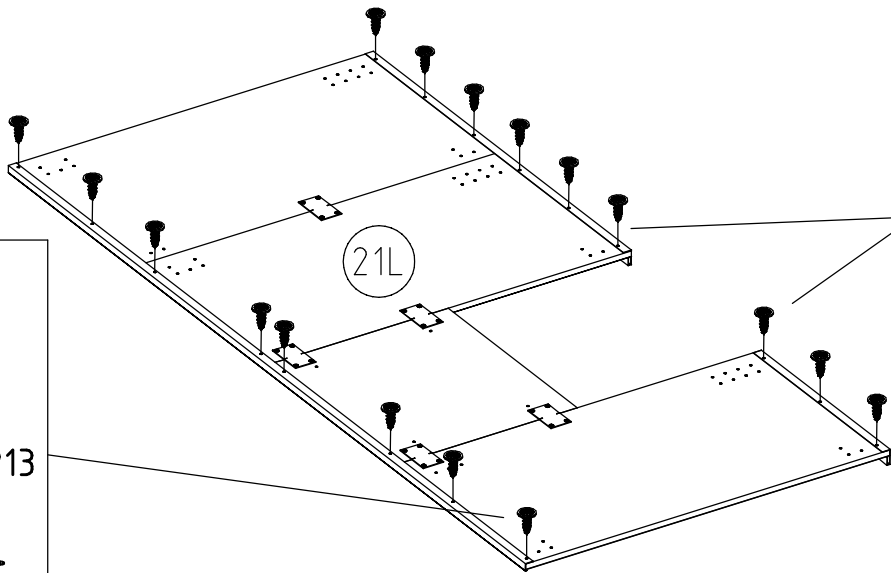
517C

21L

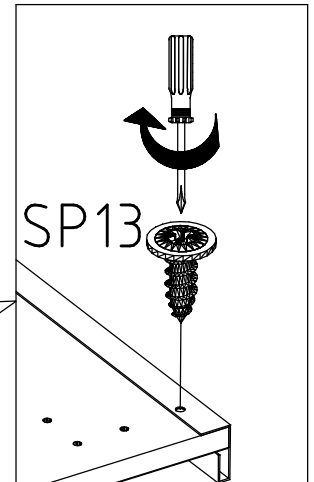
617C



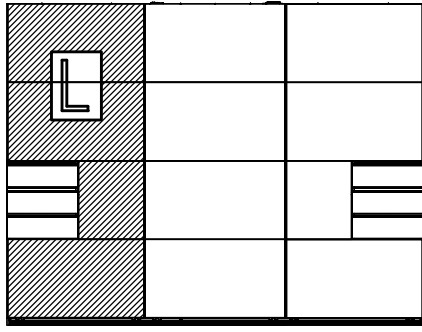
SP13



21L




SP13



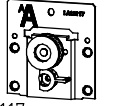
SW-F1



SW-F2

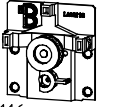


SW-LA



LA12117

SW-LB



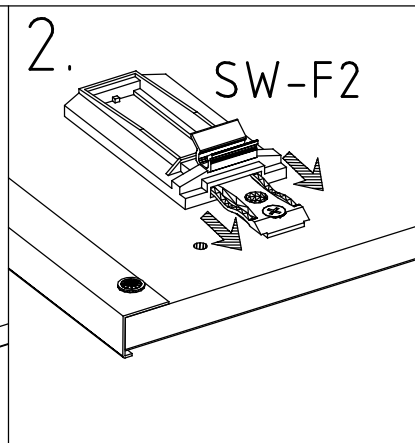
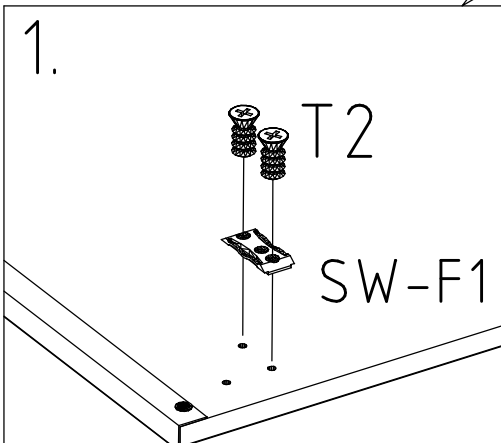
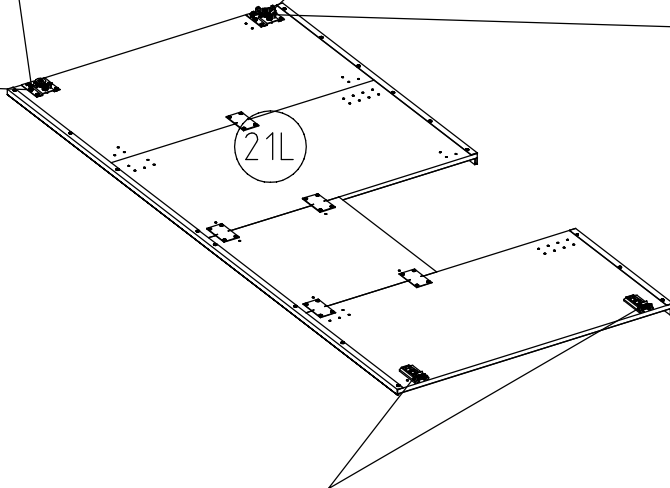
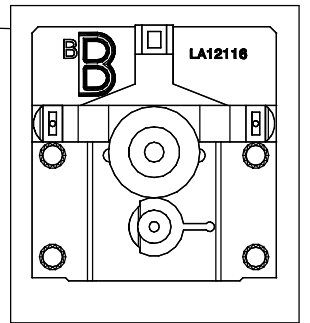
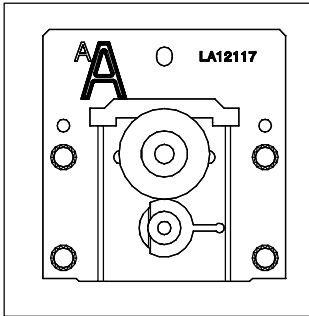
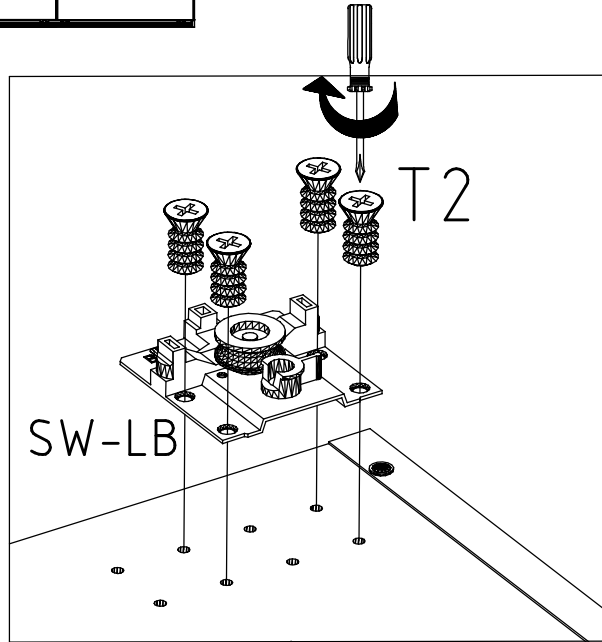
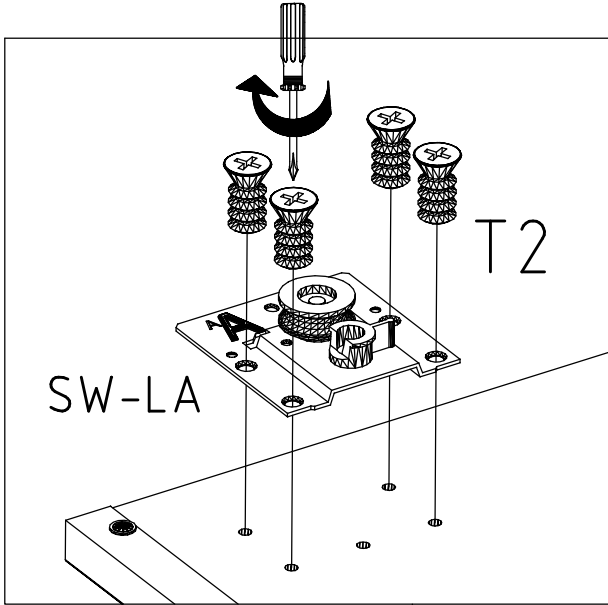
LA12116

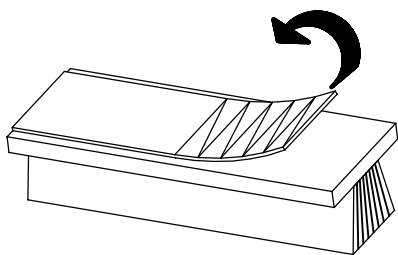


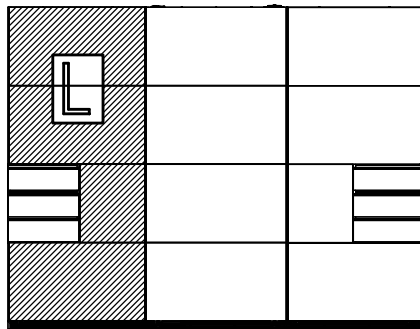
6,3 x 11

T2

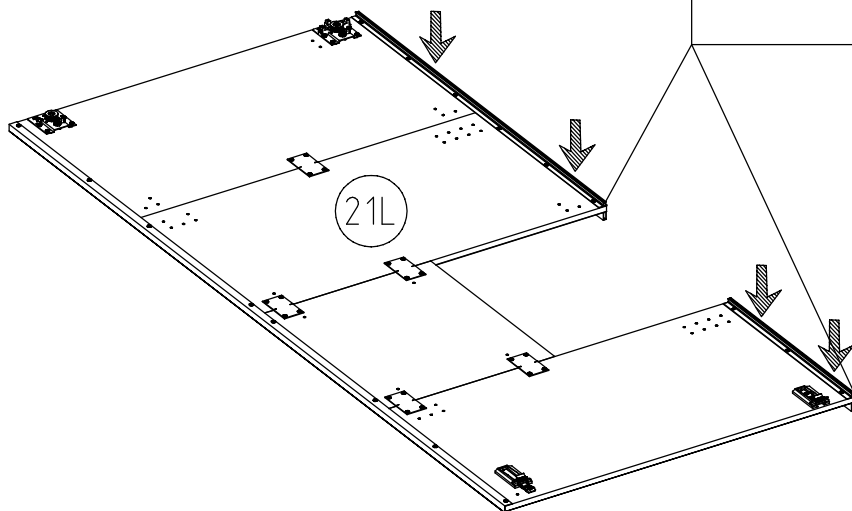
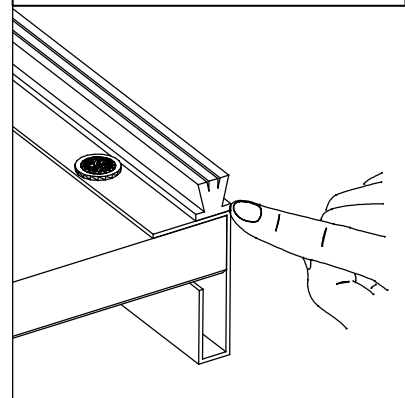
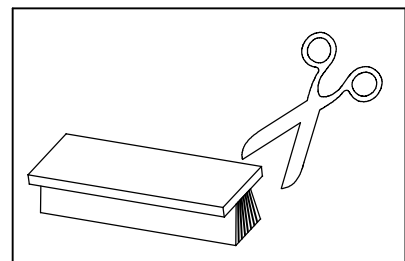


111 030





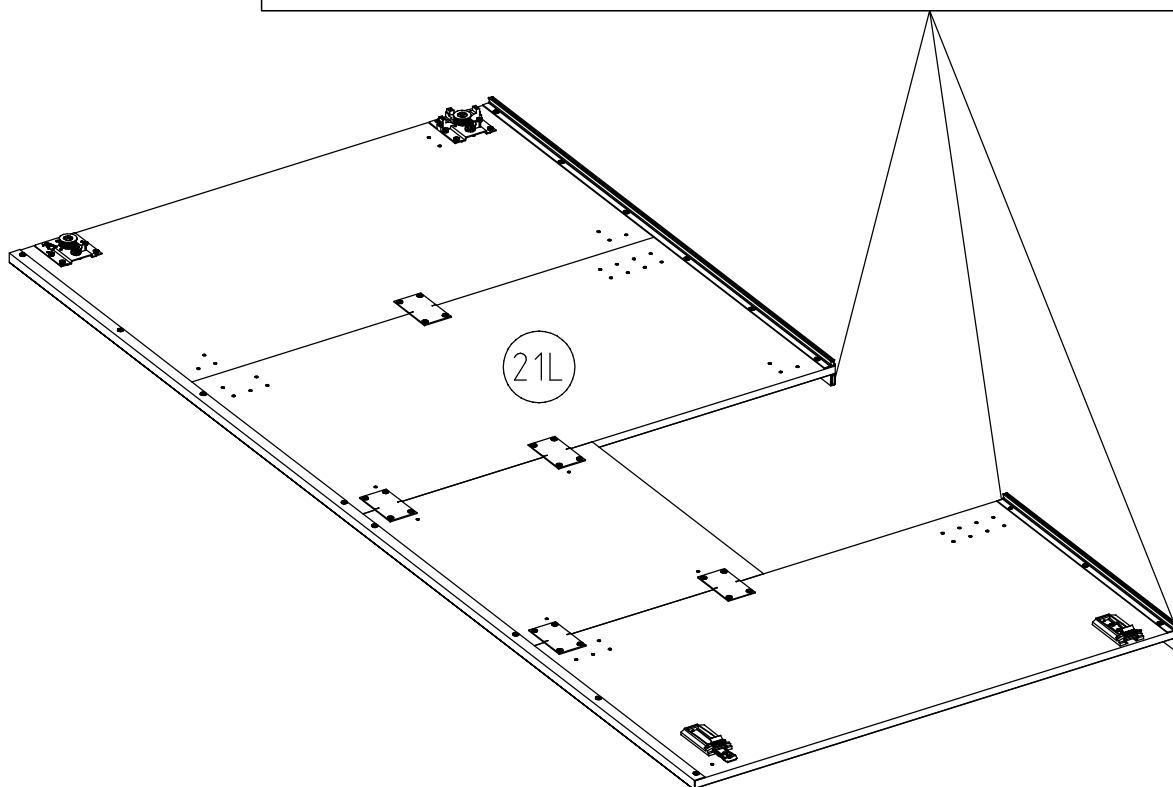
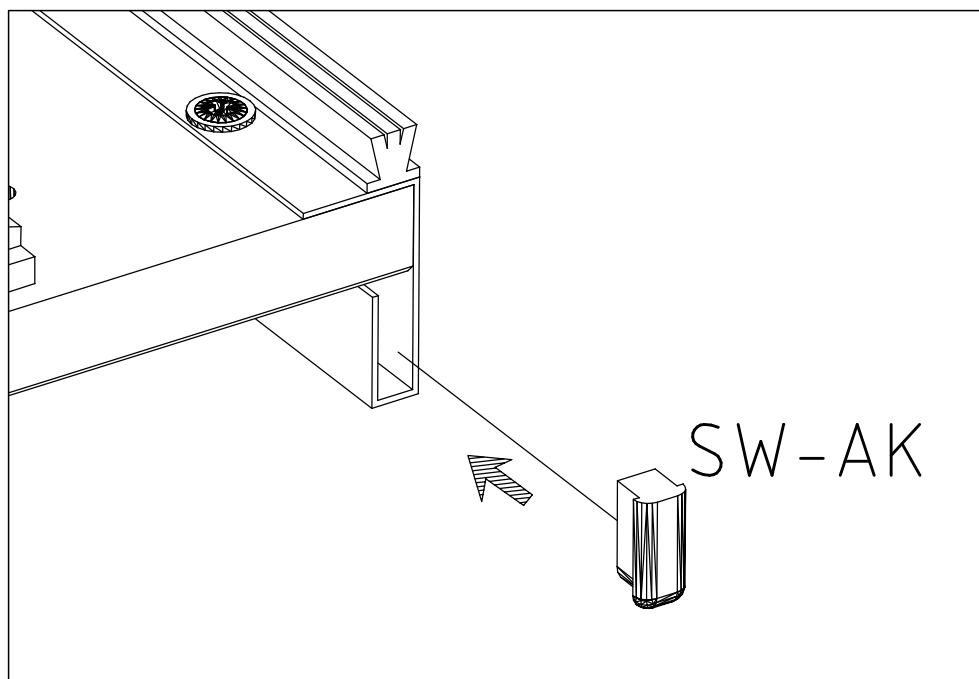
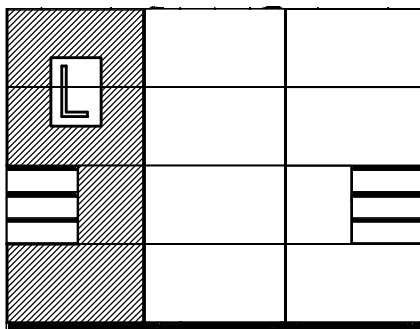
17D

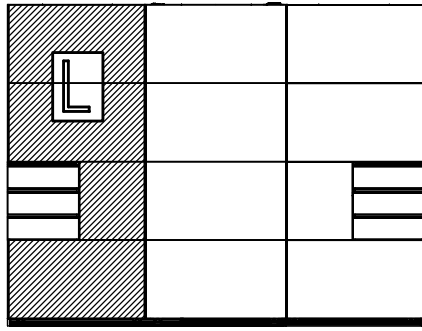


21L


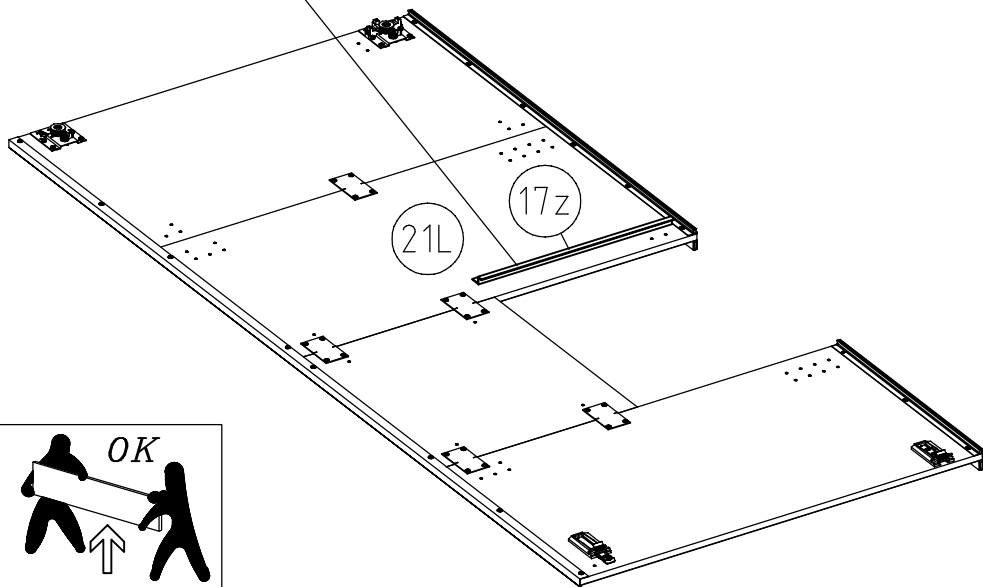
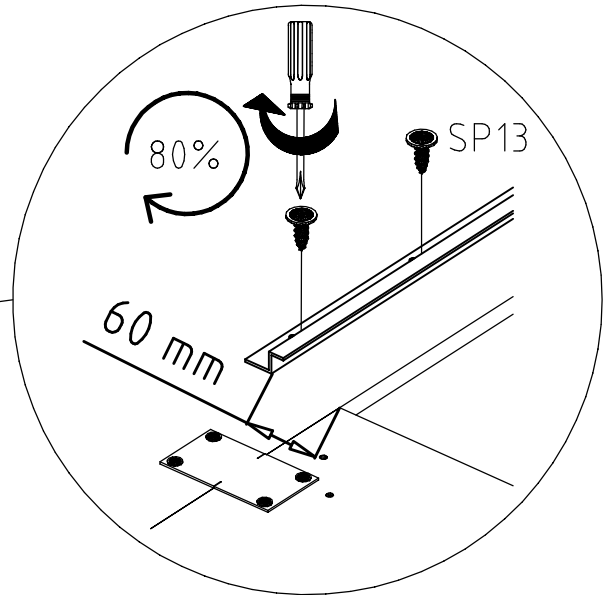
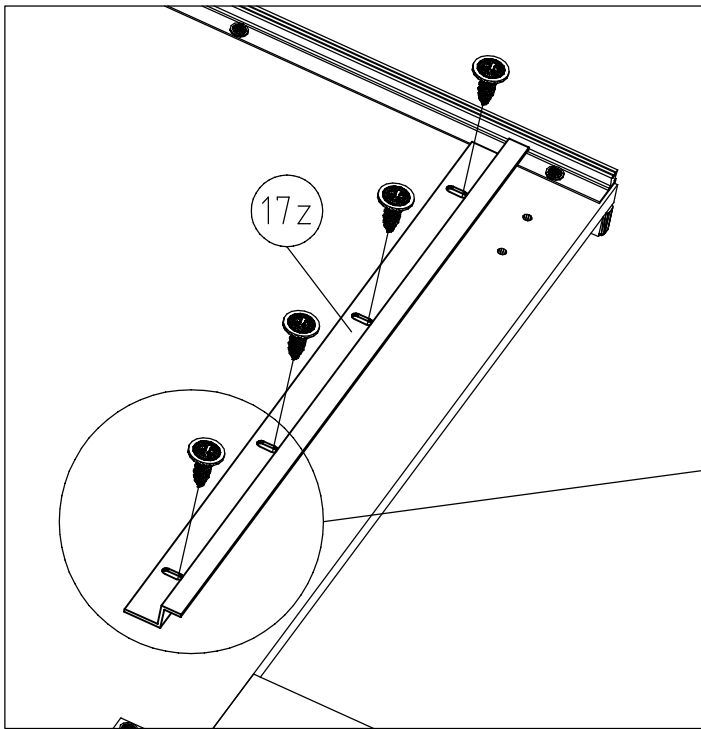
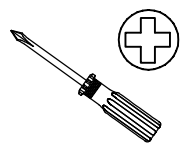


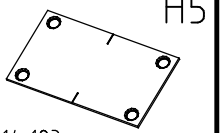
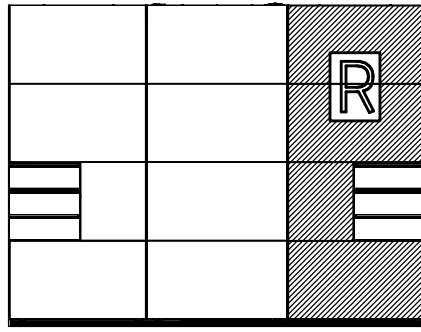
190014/015





SP13
4 X 13mm
121 122



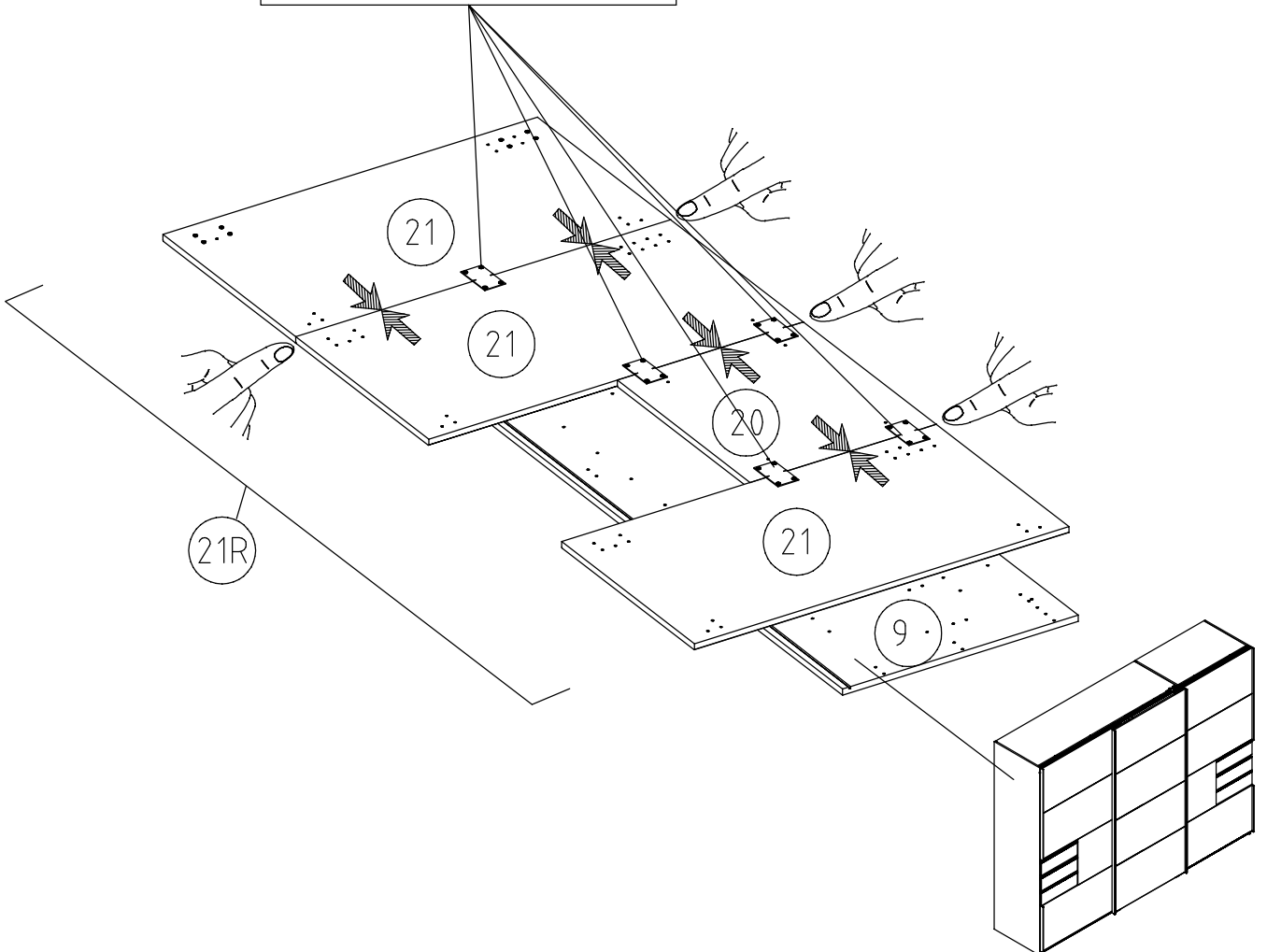
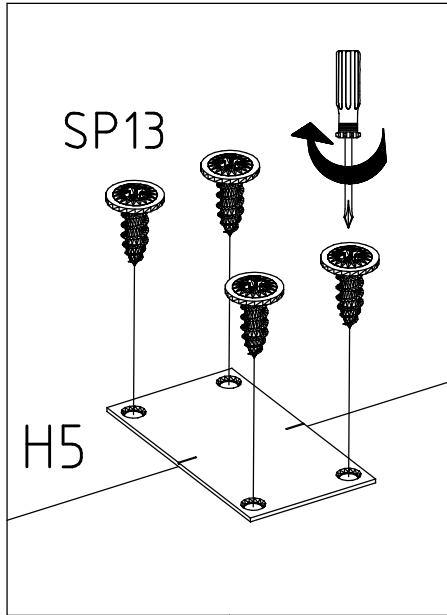
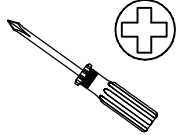


114 183

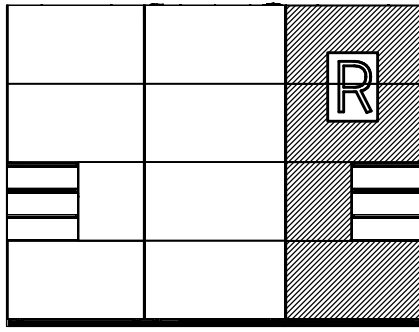
SP13
4 X 13mm



121 122



14

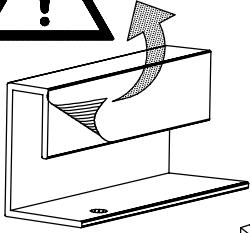
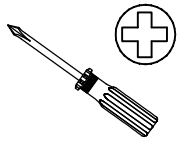


SP13

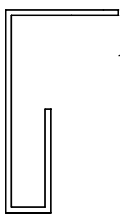
4 X 13mm



121 122



17C

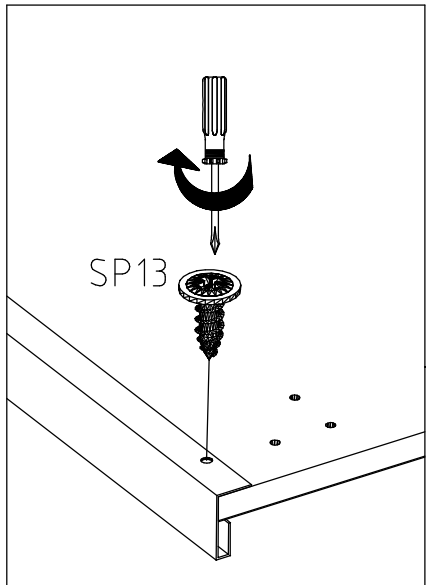
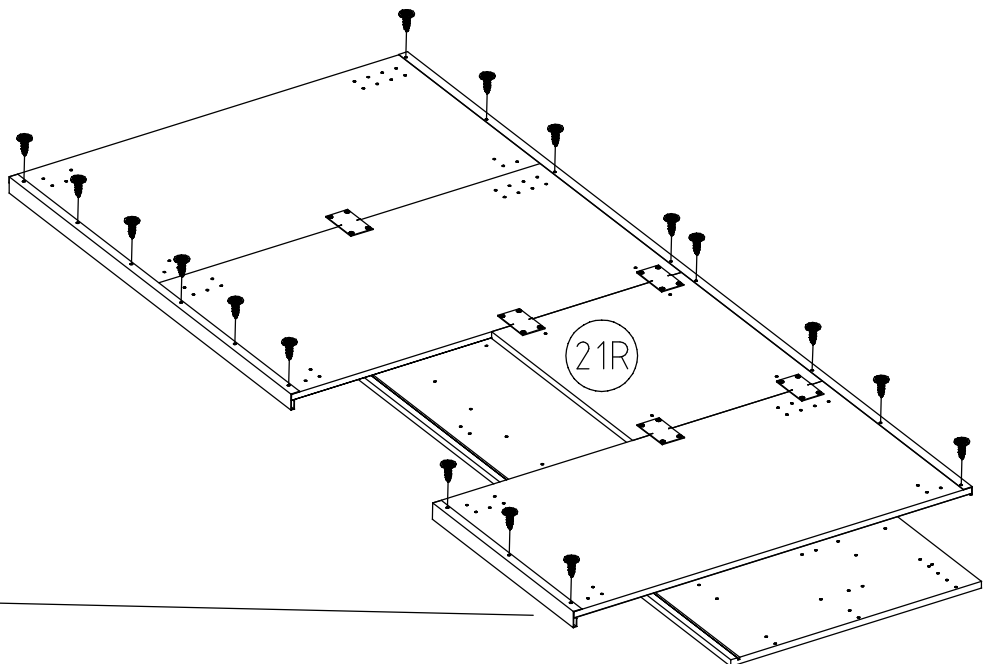


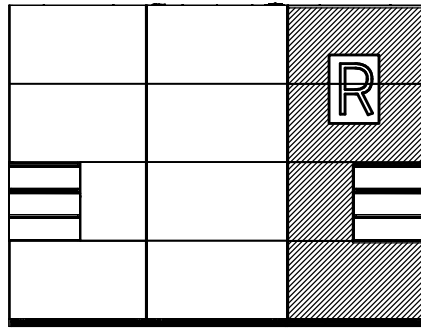
17B



21R

21R





SW-LA
LA12117

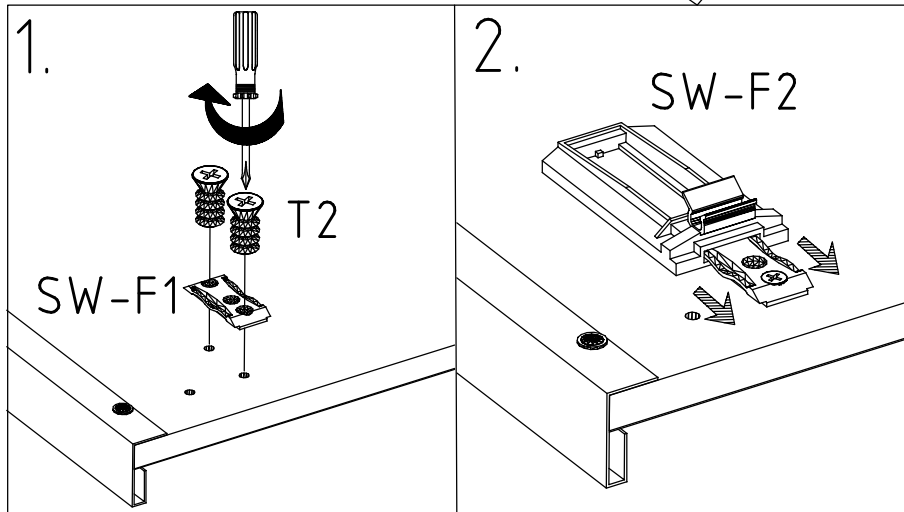
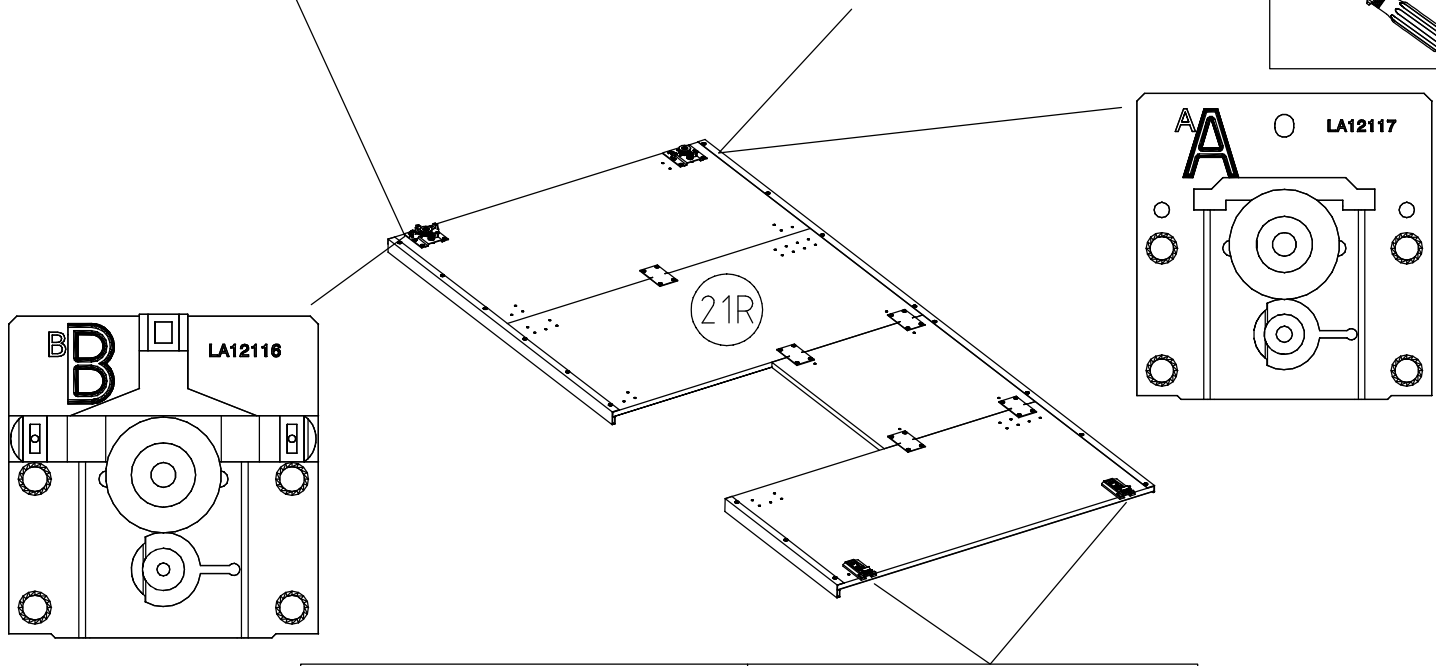
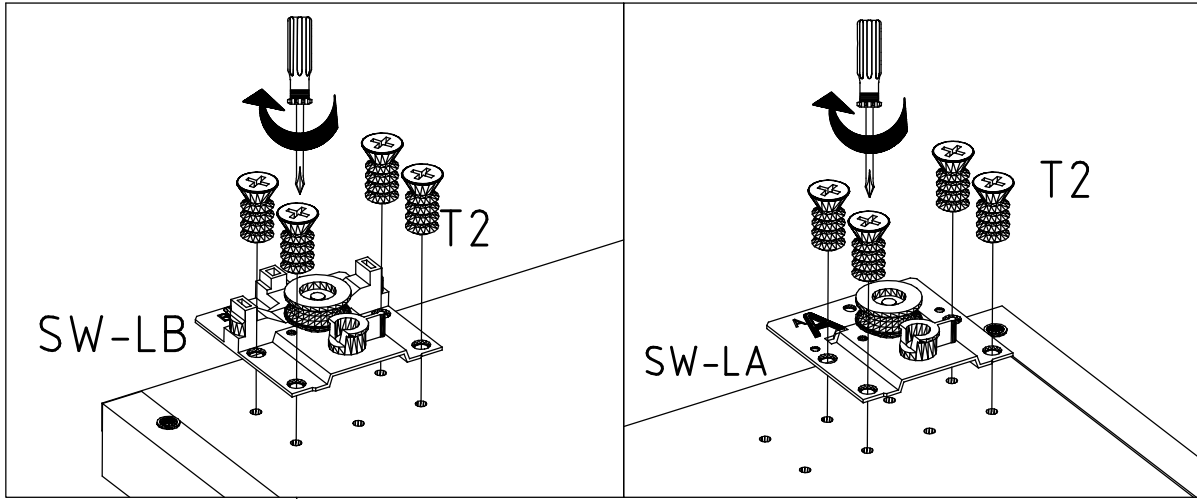
SW-LB
LA12116

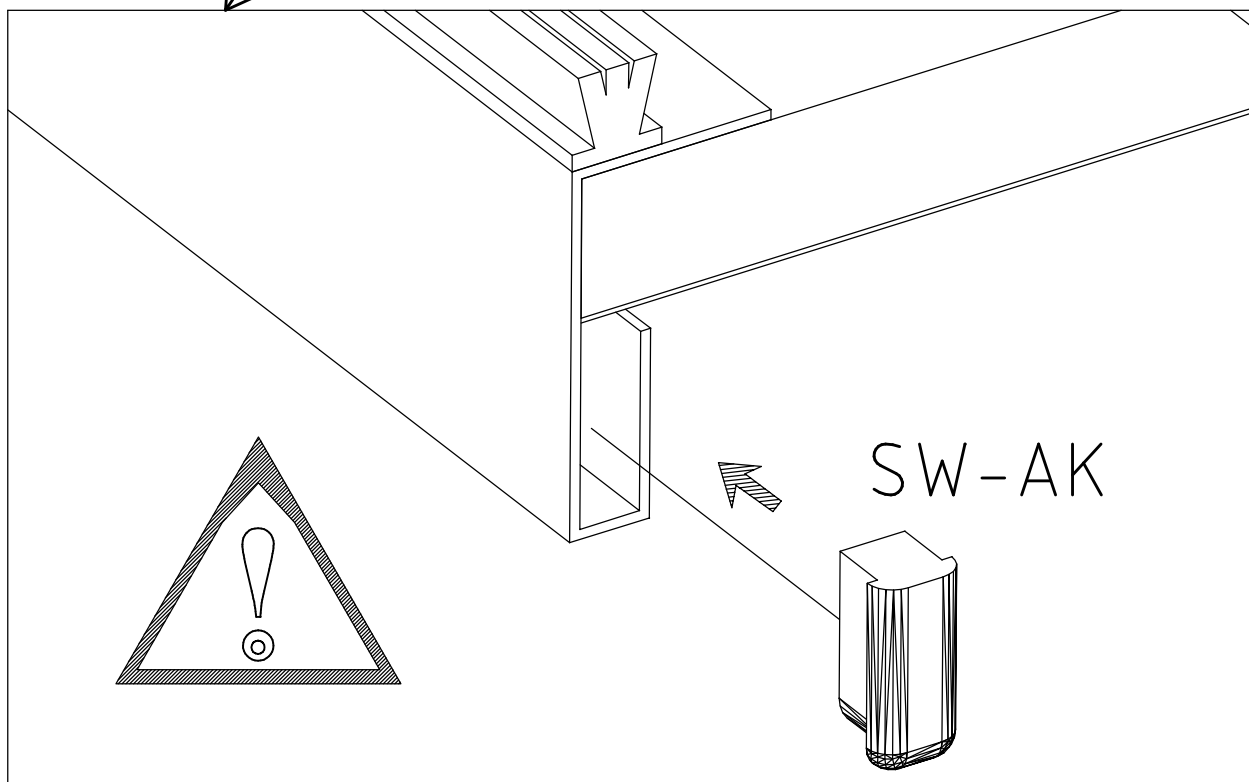
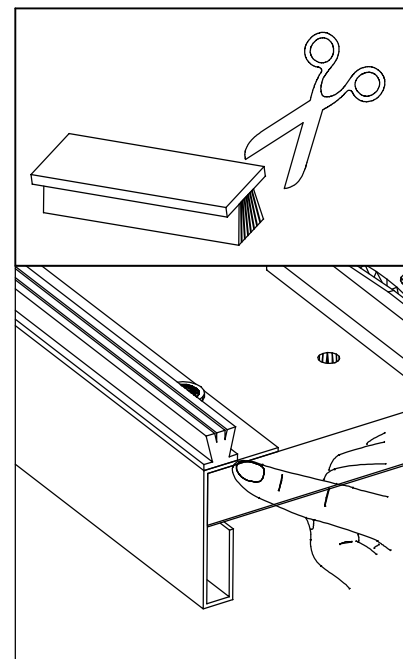
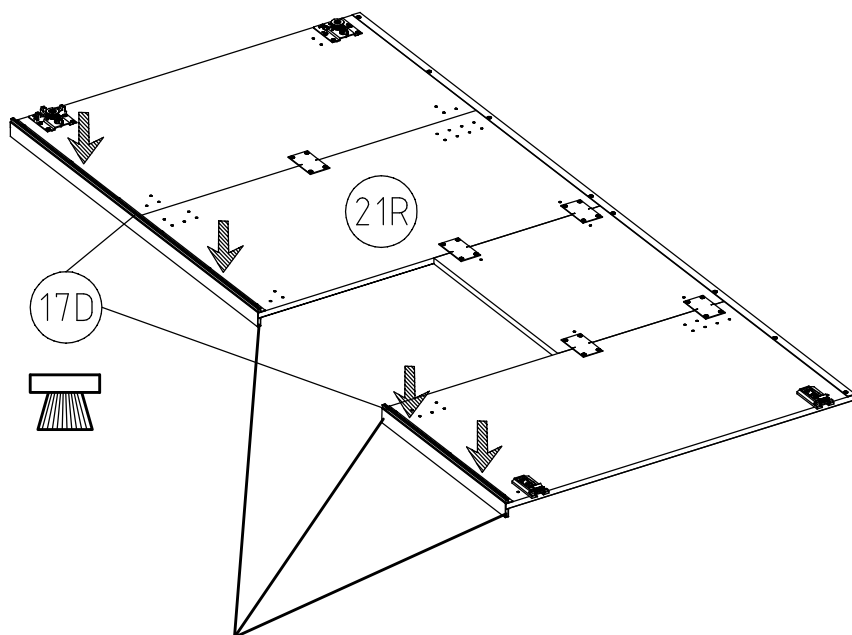
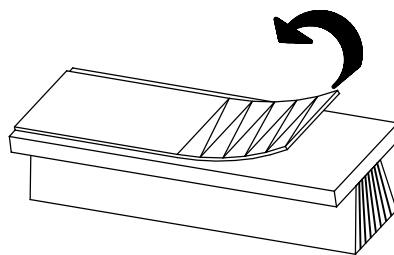
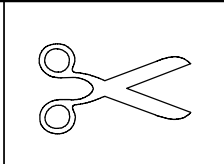
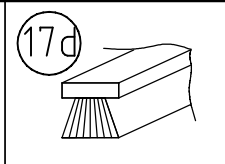

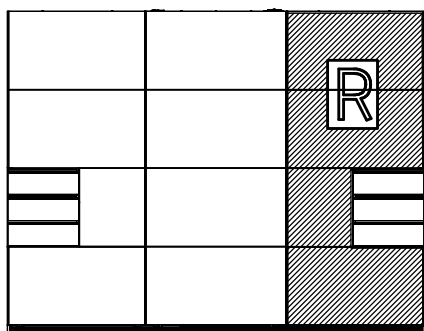
SW-F1

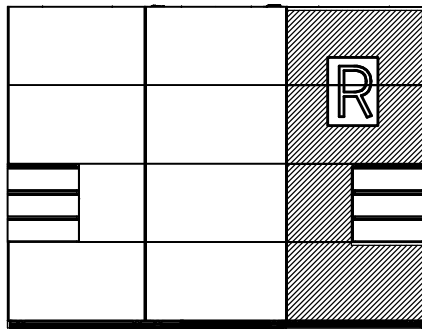
SW-F2

6,3 x 11 T2


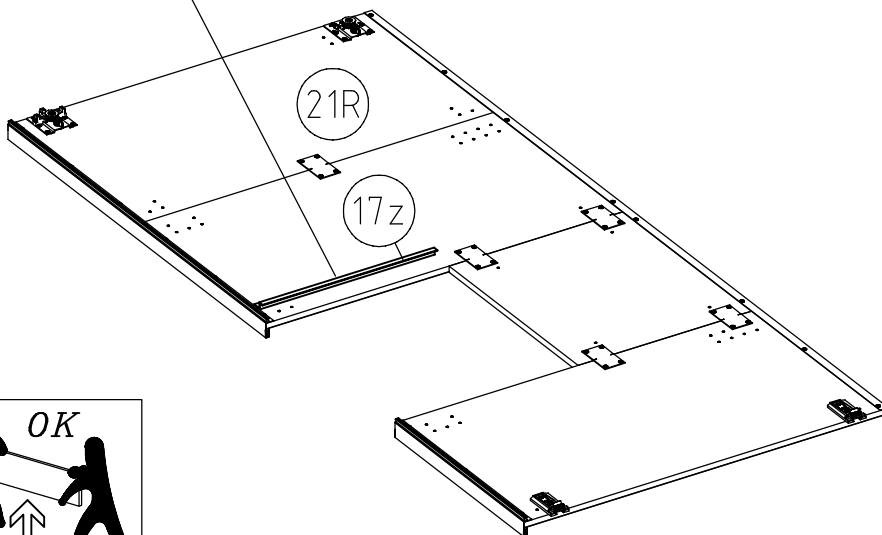
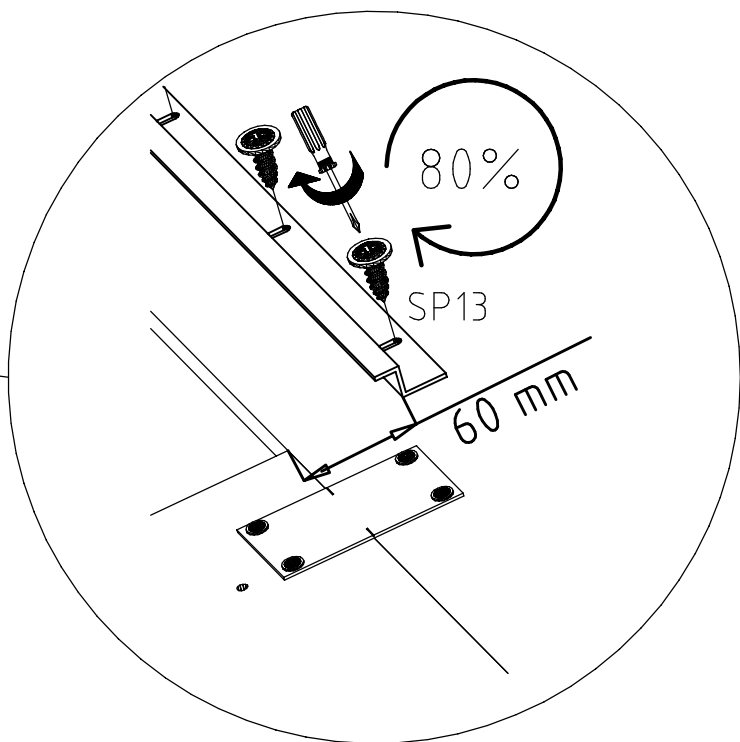
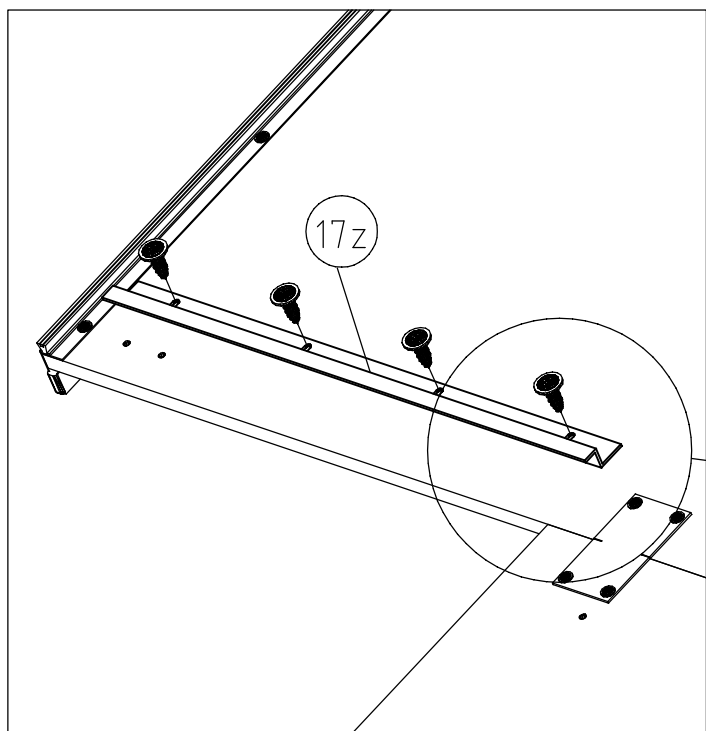
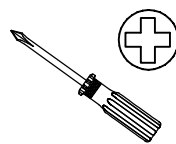
111 030





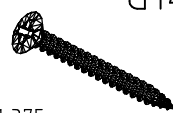


SP13
4 X 13mm
121 122

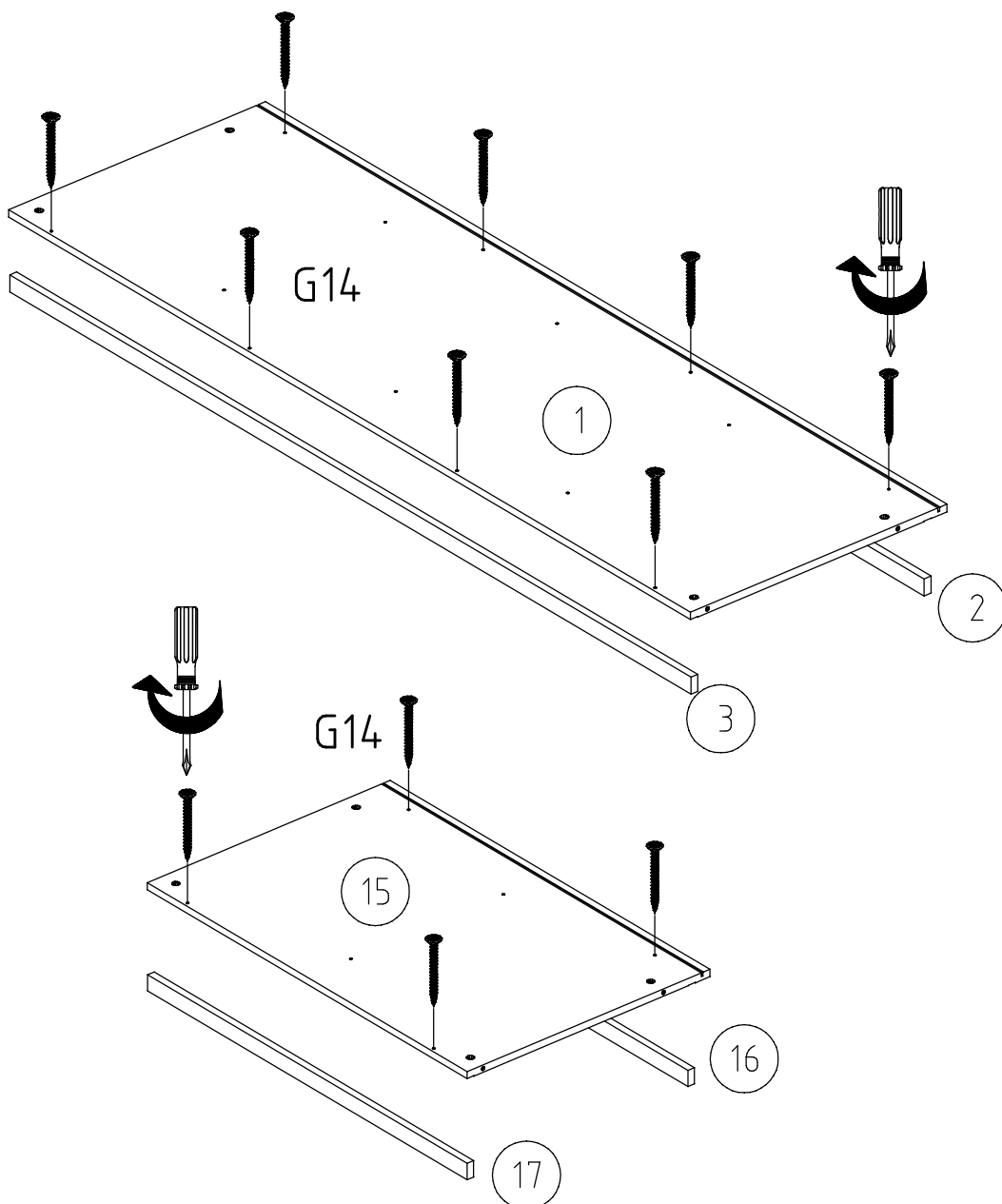
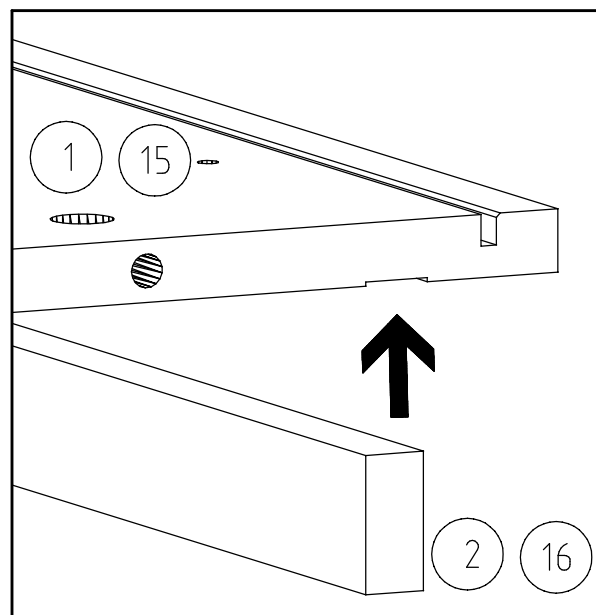
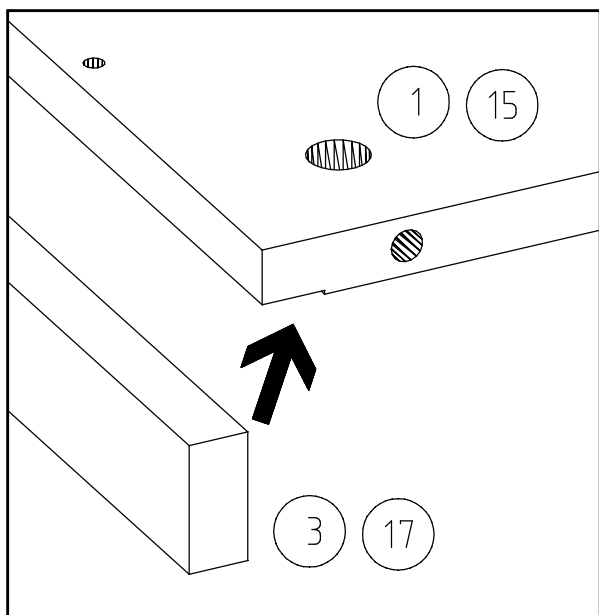
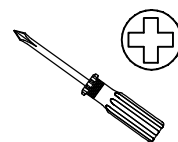


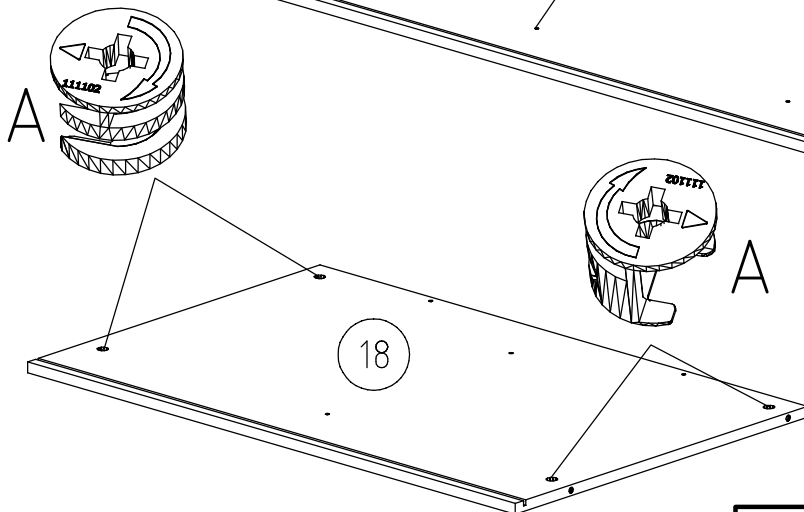
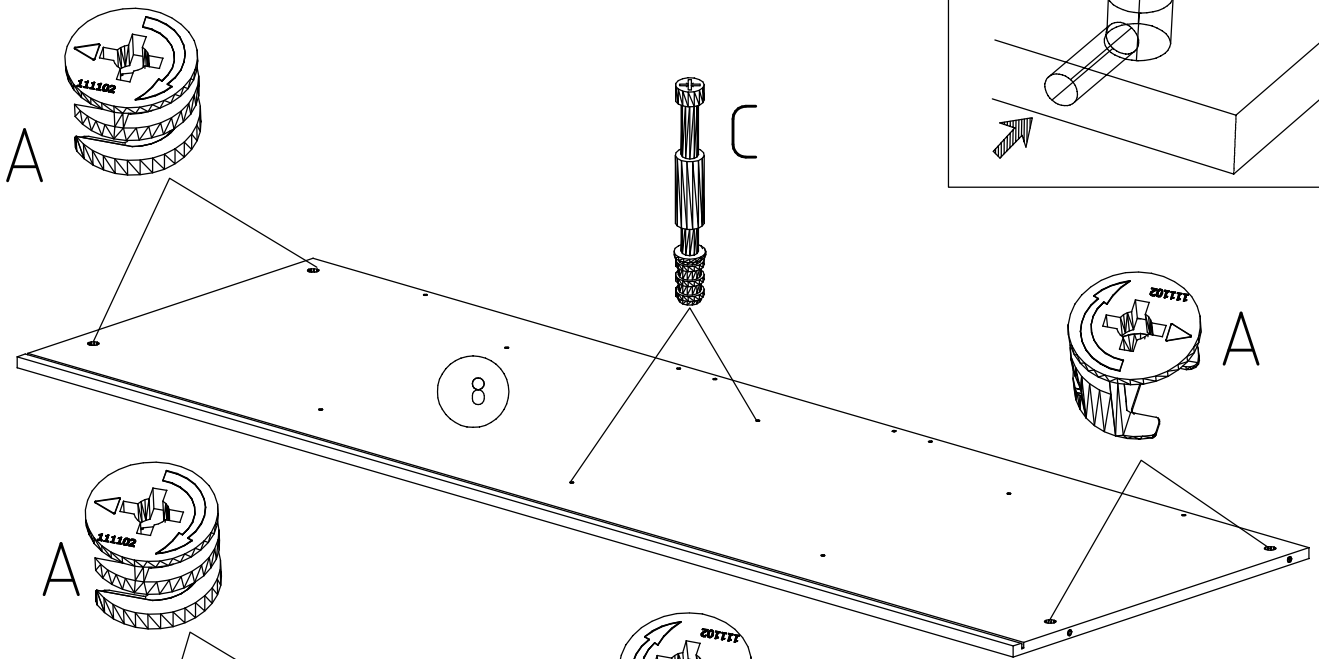
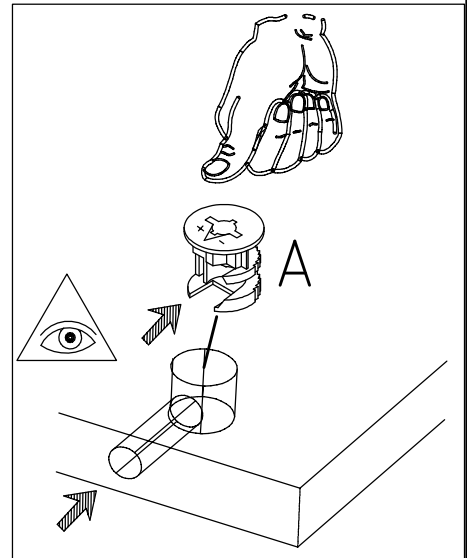
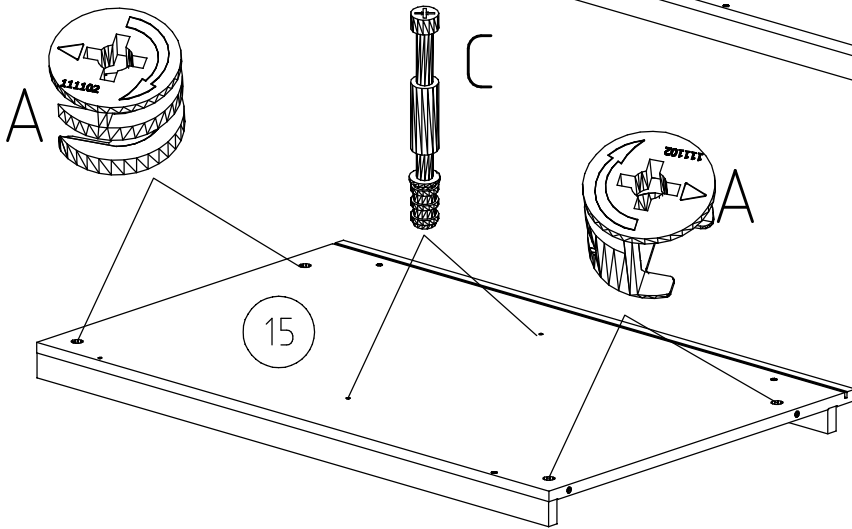
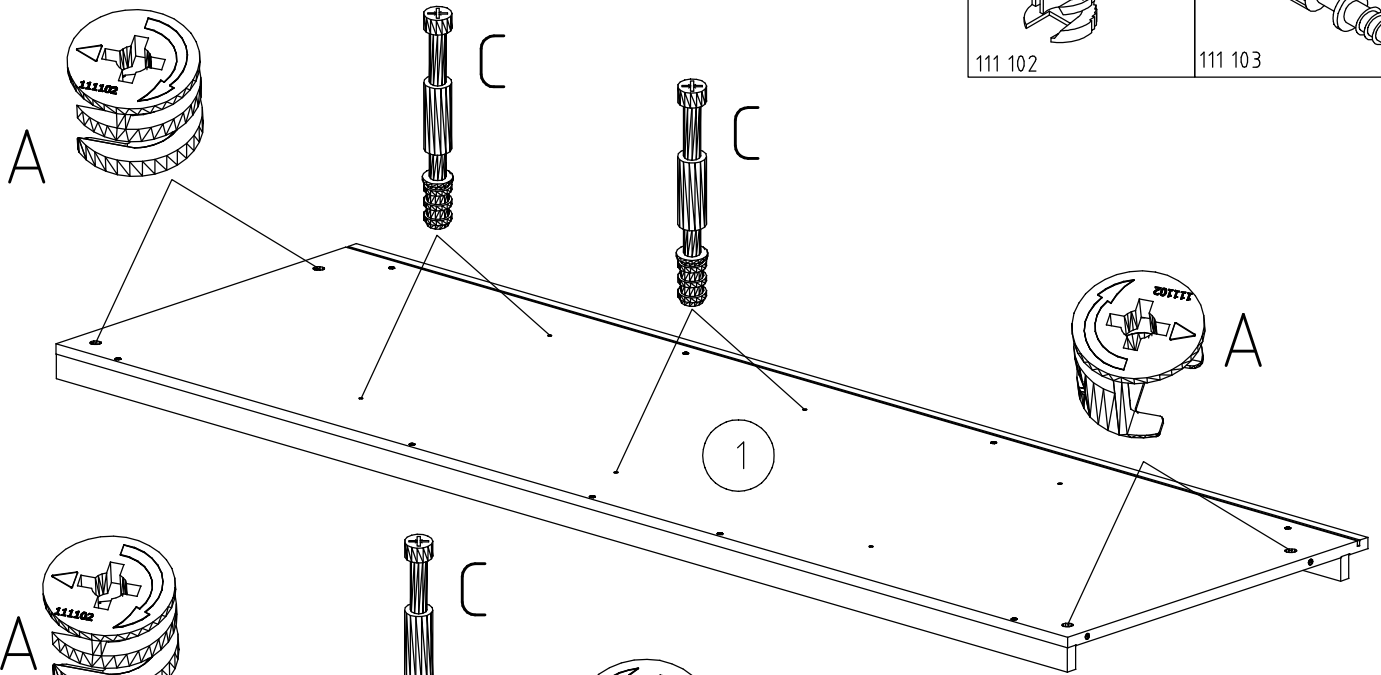
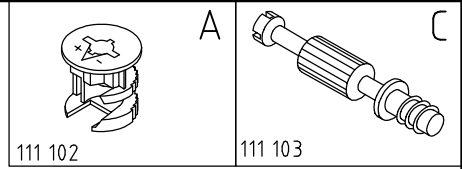
3,5x35 mm

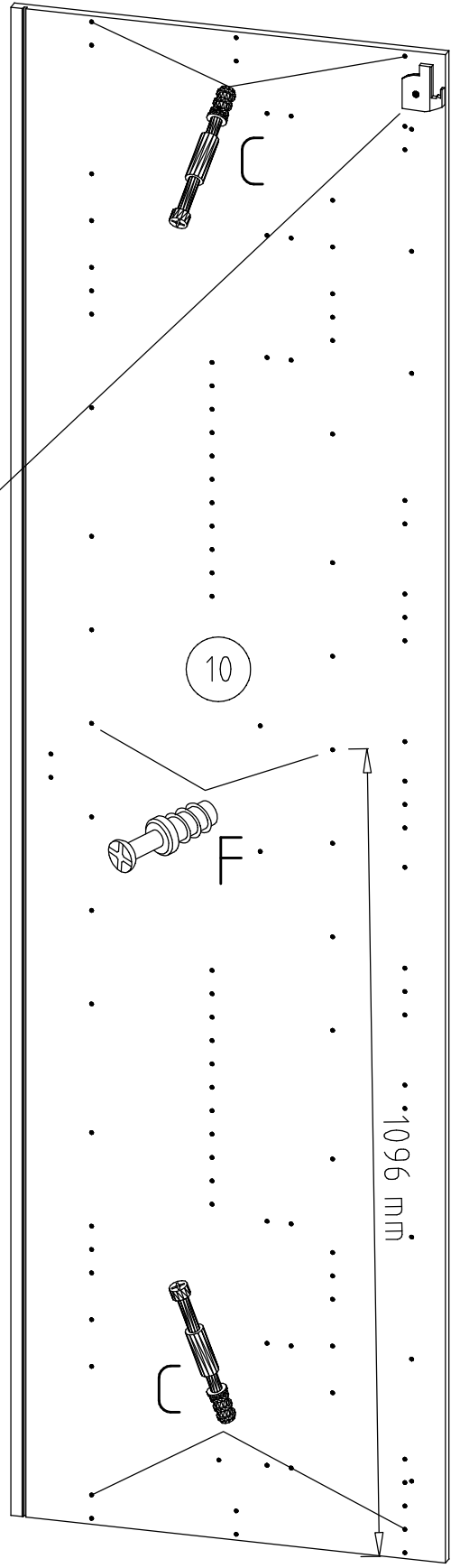
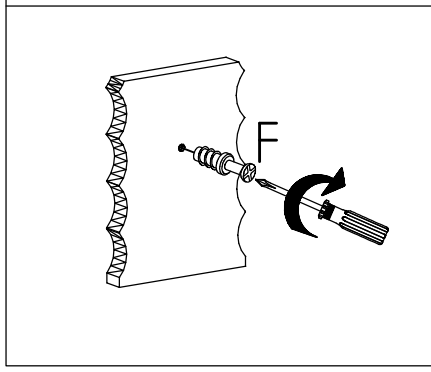
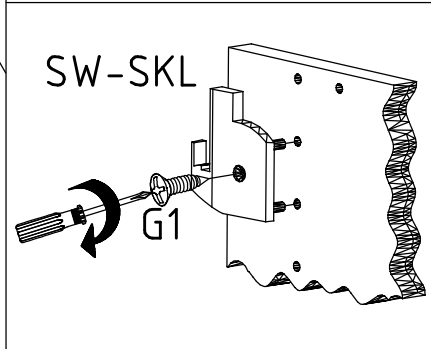
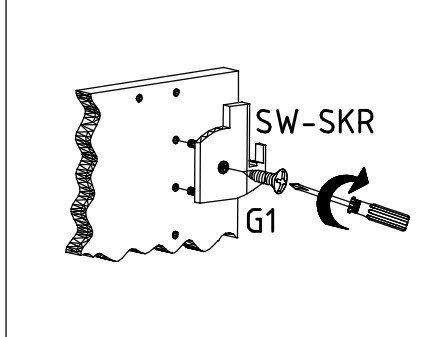
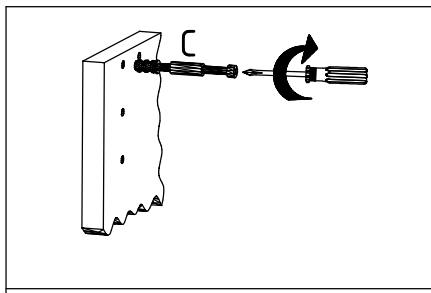
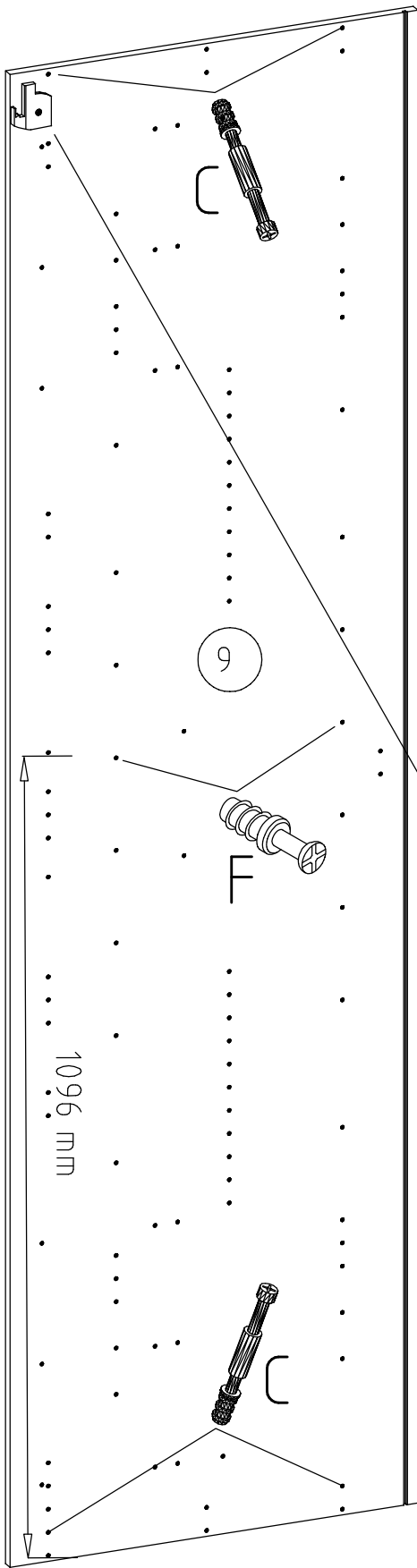
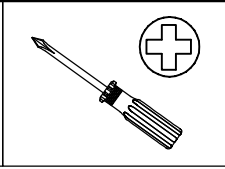
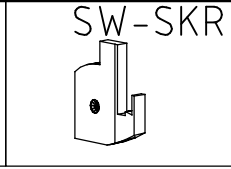
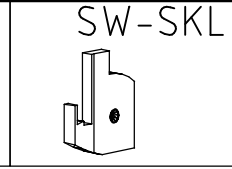
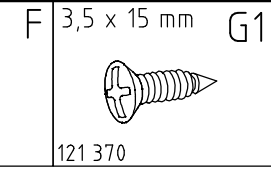
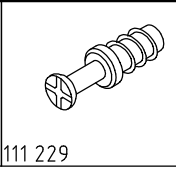
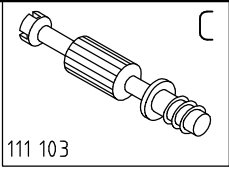
G14

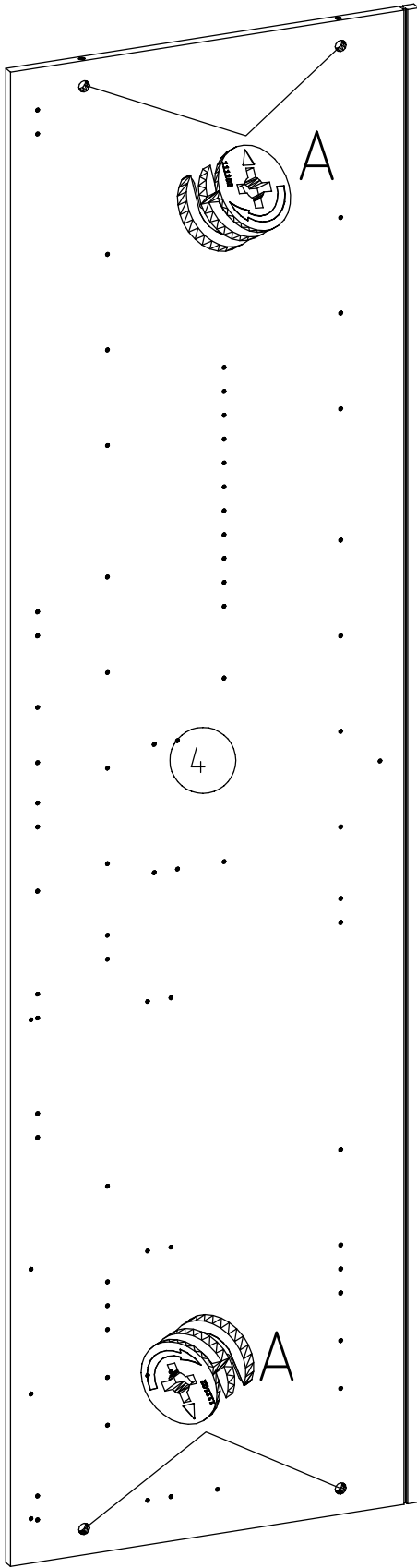
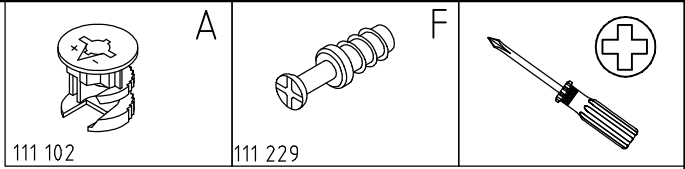


121 375

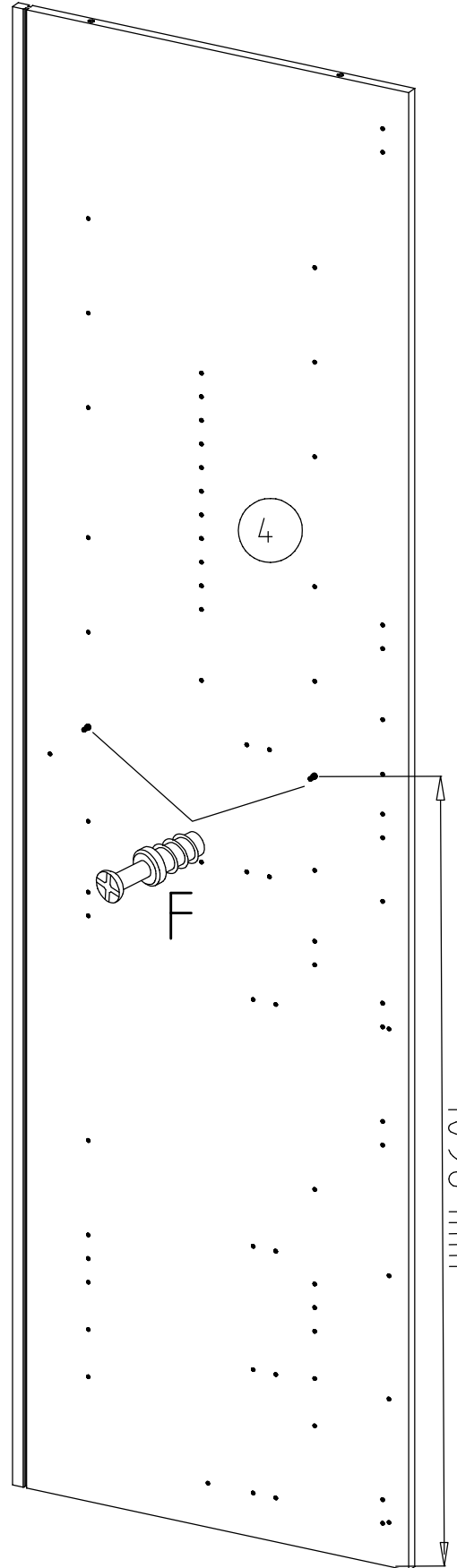
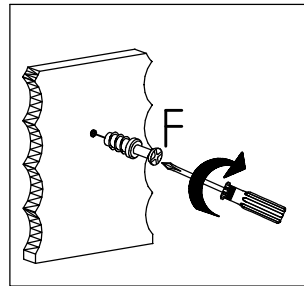
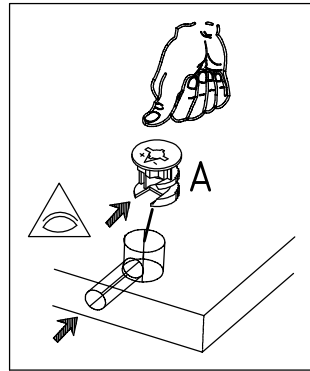






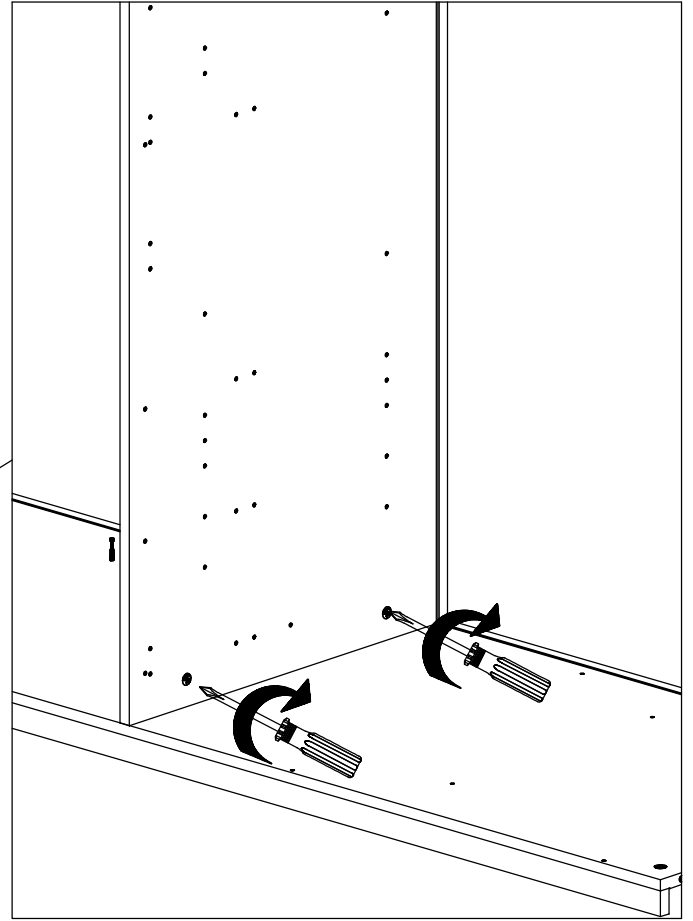
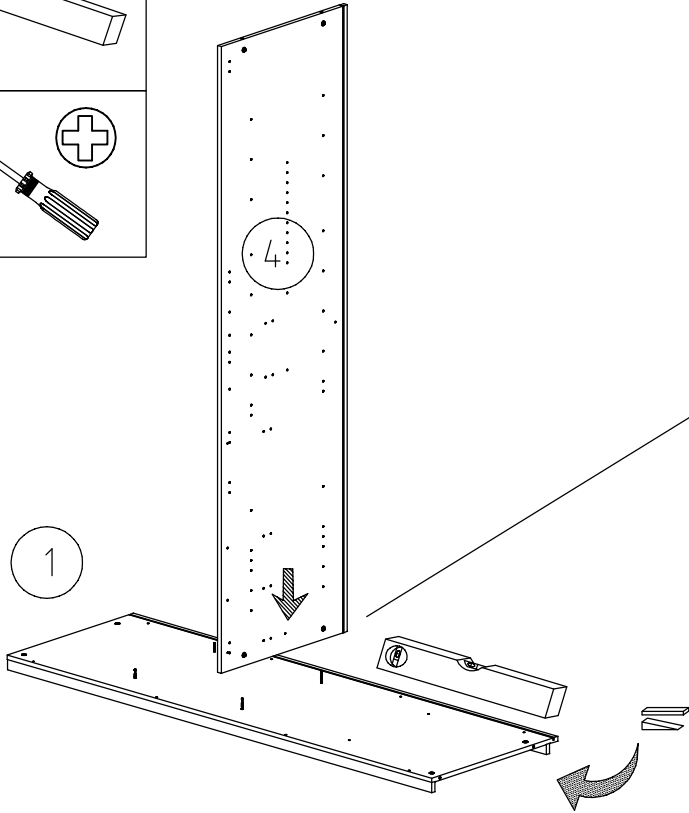
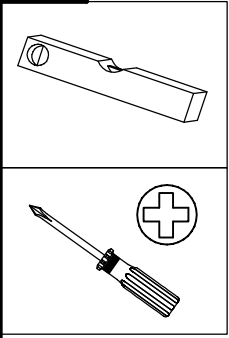


180°

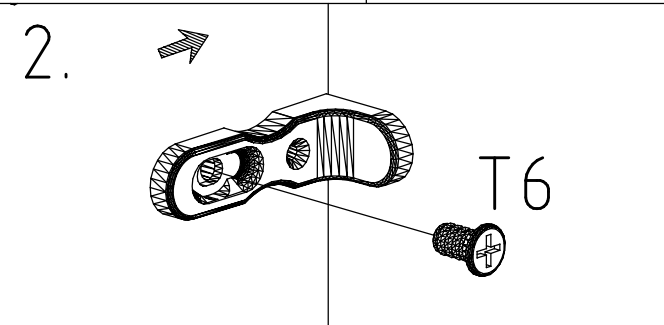
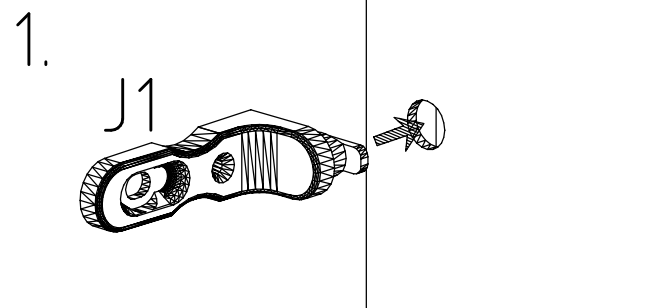
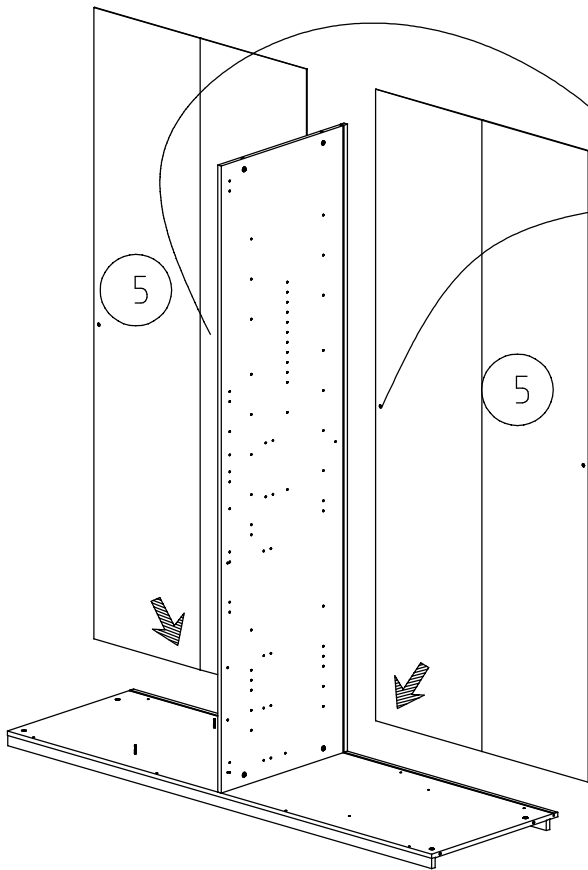
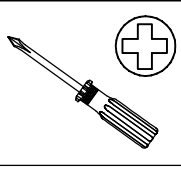
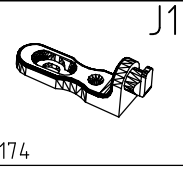
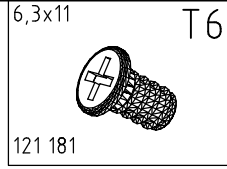


1096 mm

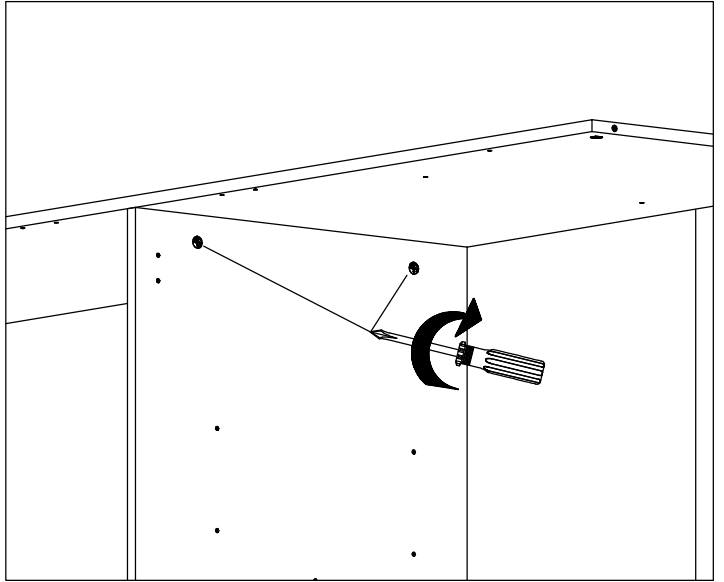
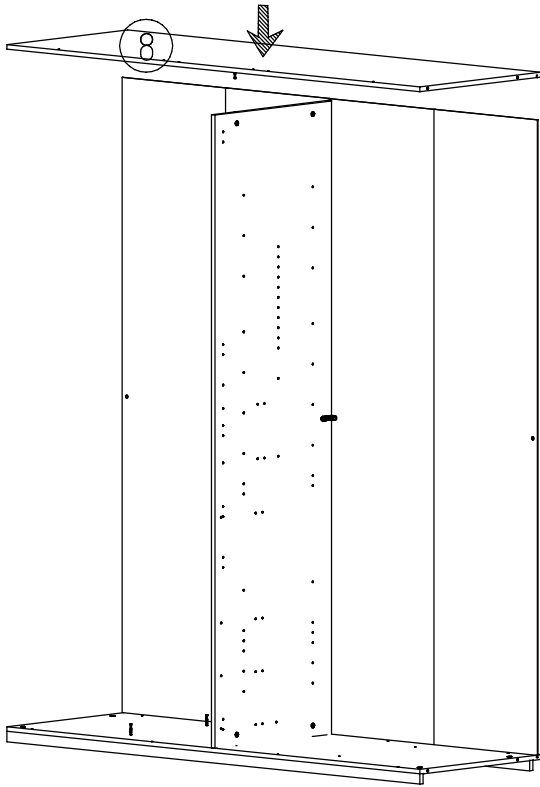
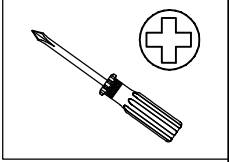
23



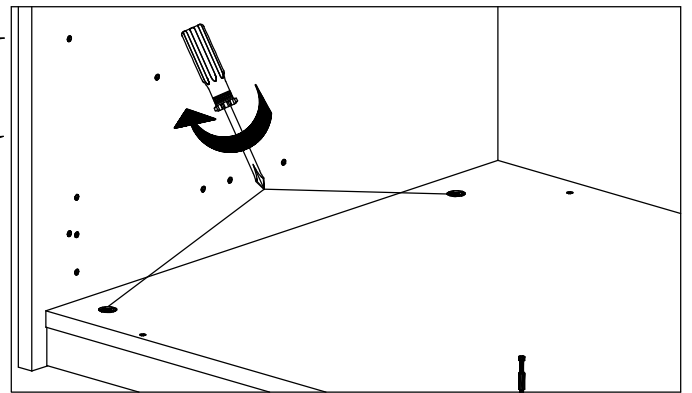
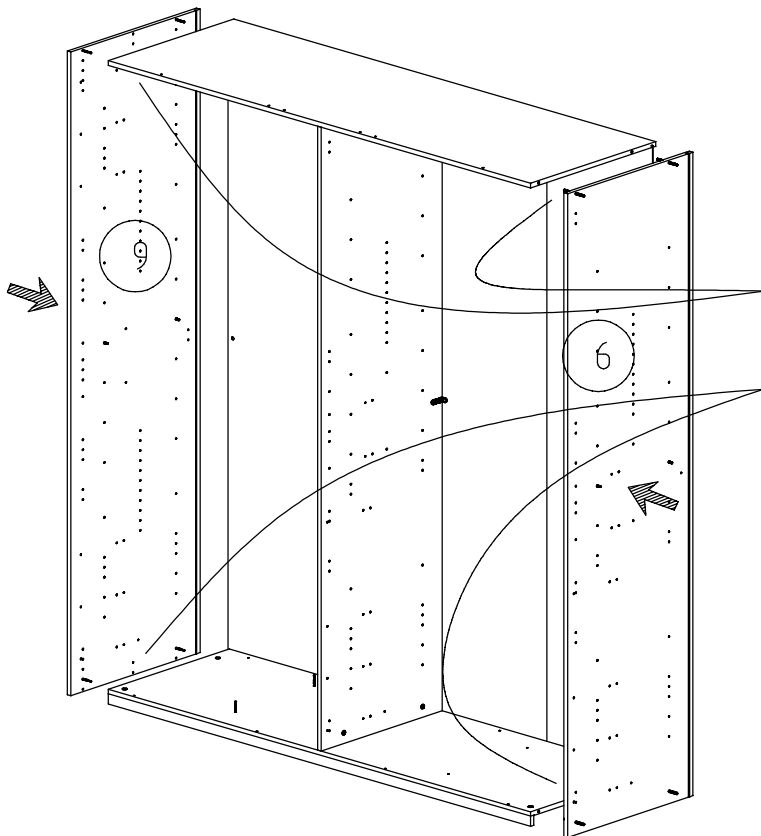
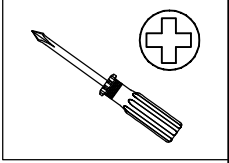
24



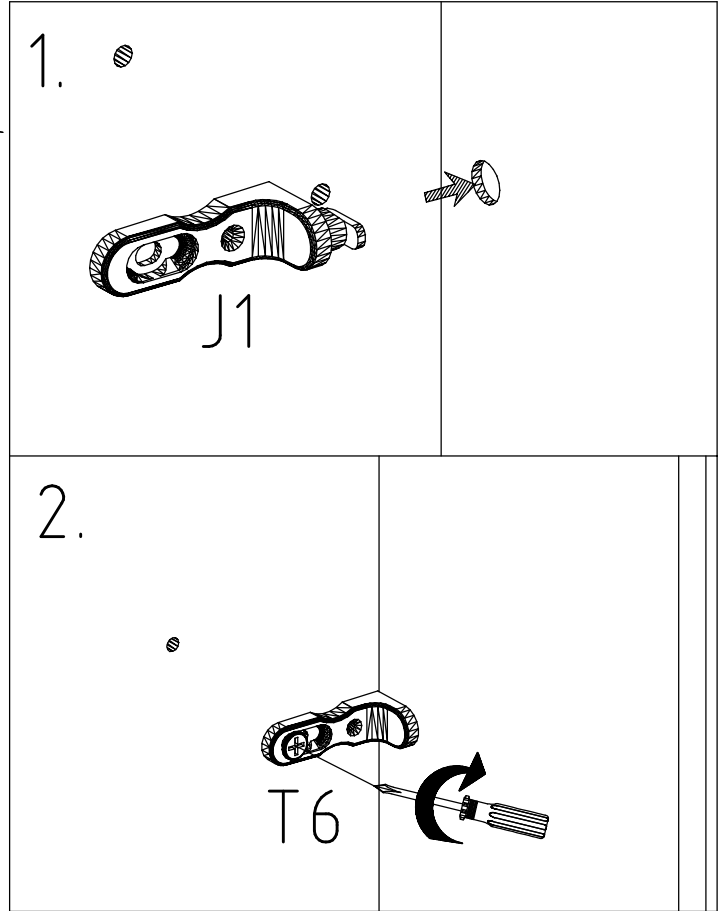
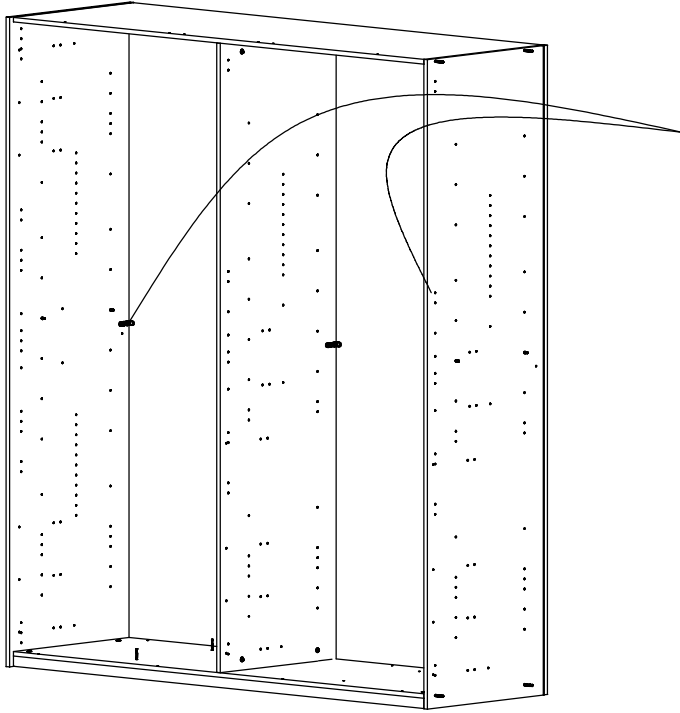
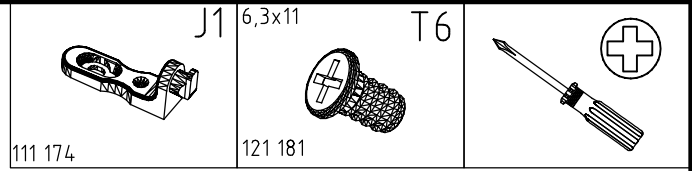
25



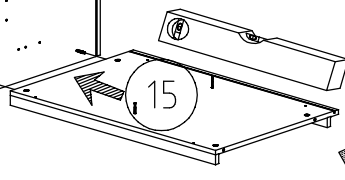
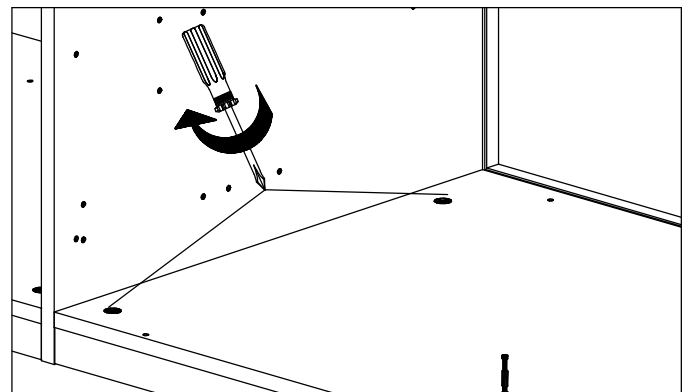
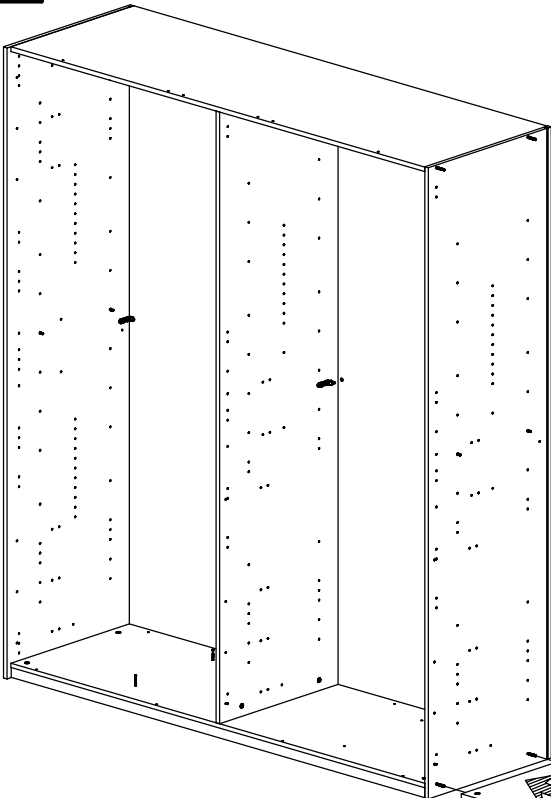
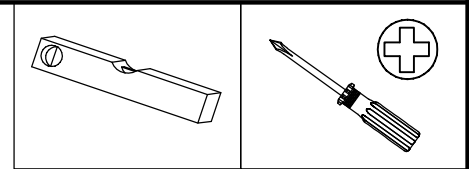
26



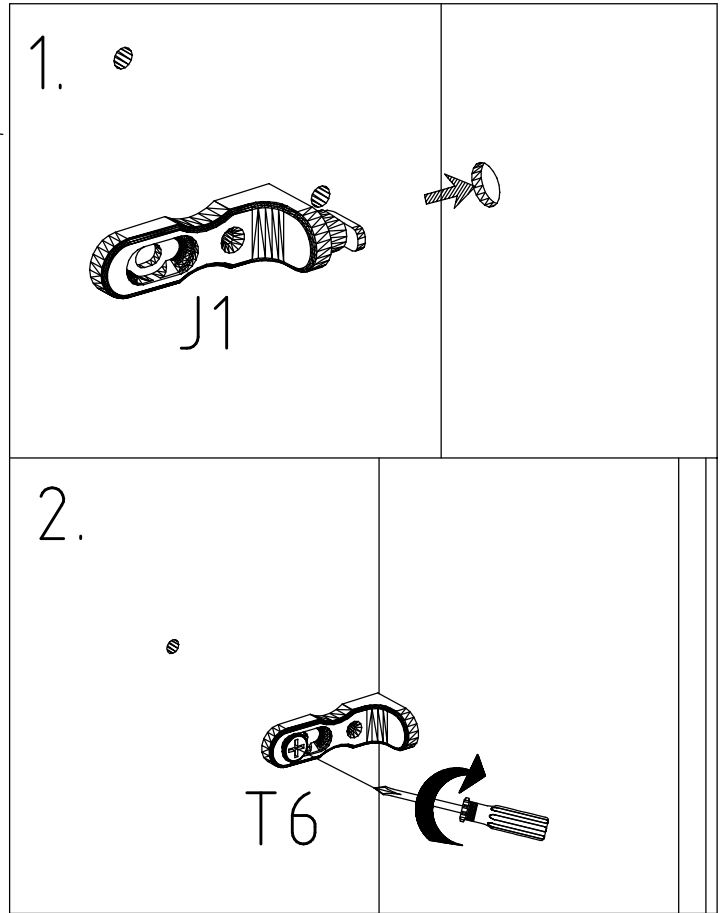
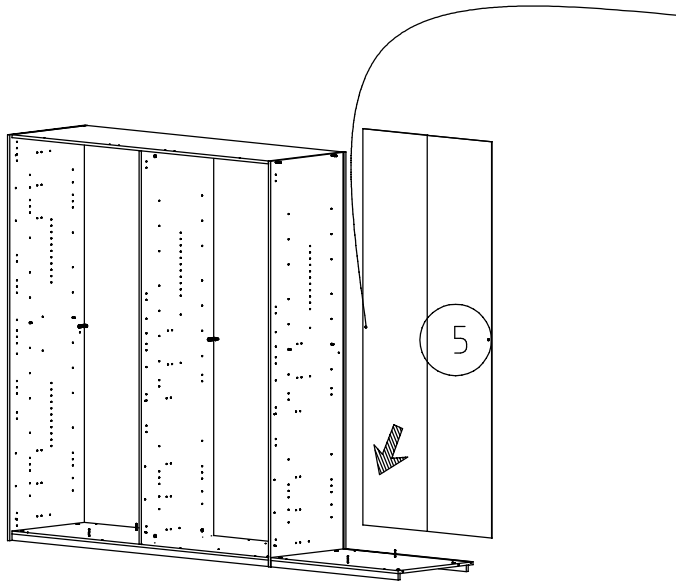
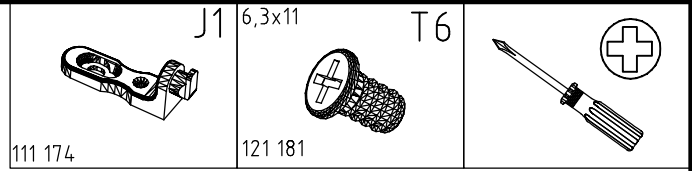
27



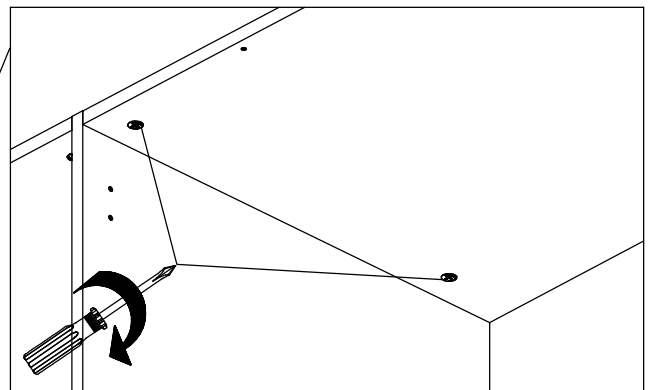
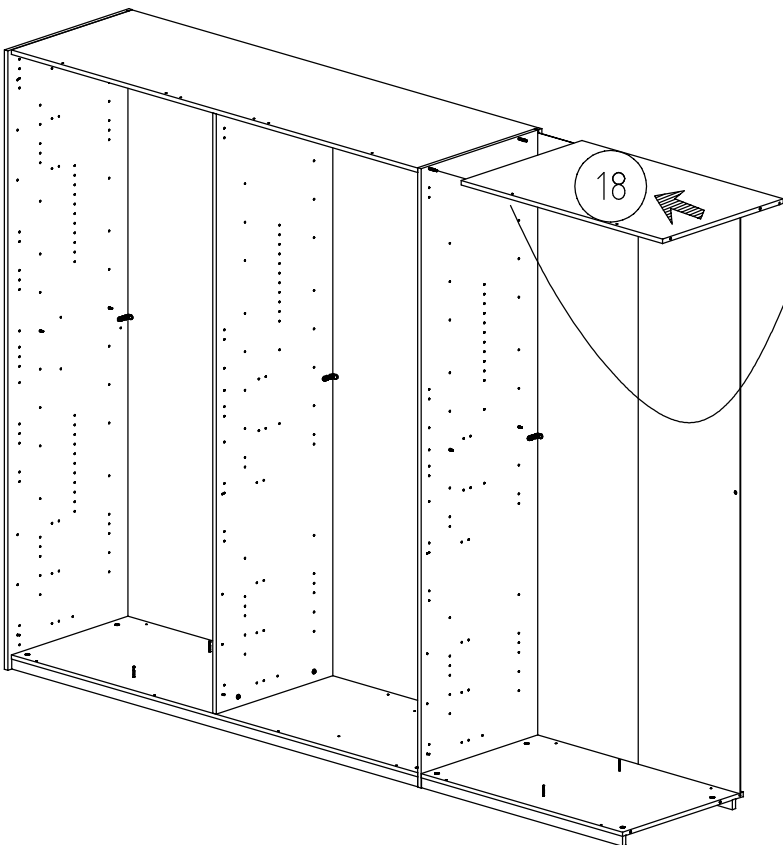
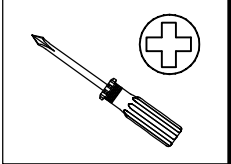
28



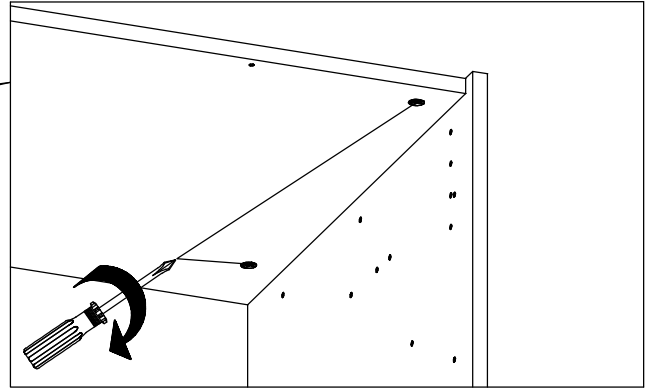
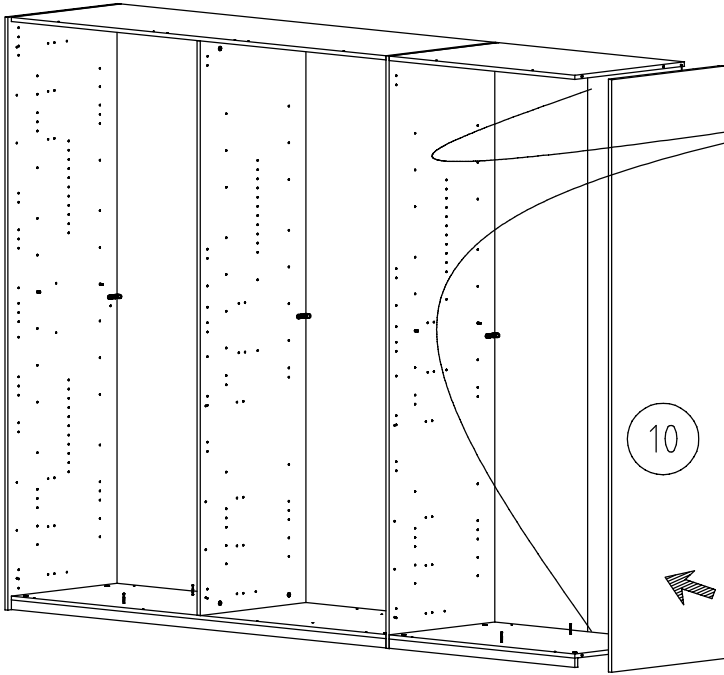
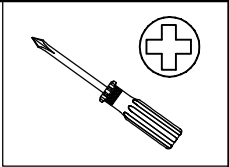
29



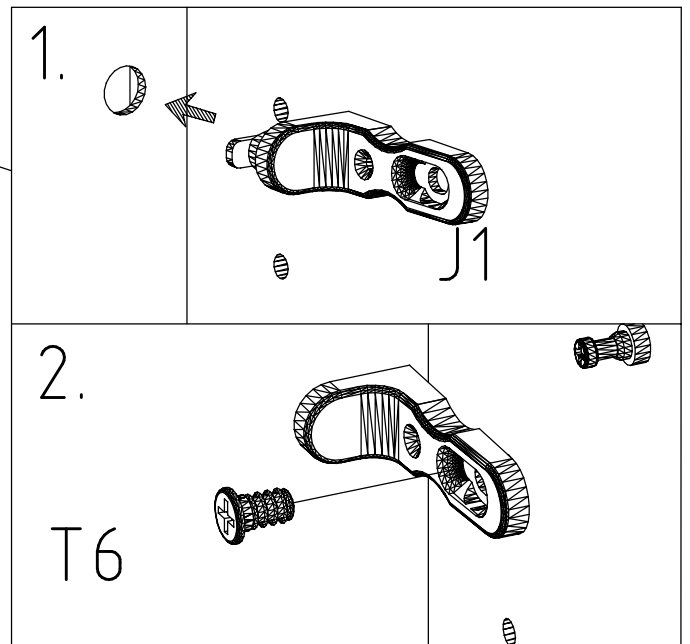
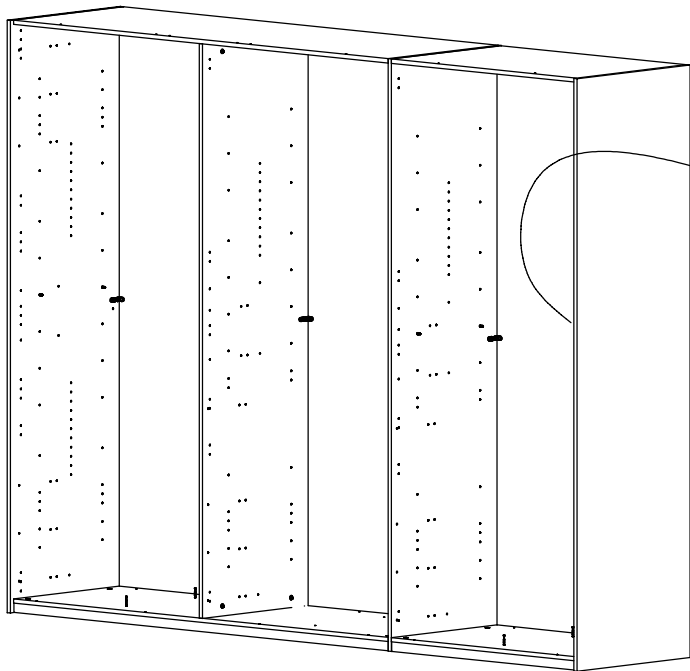
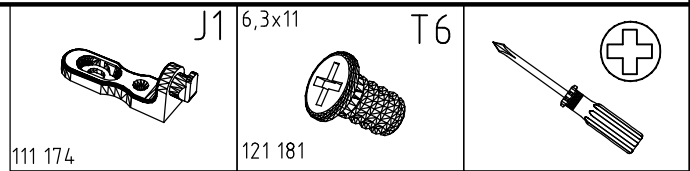
30



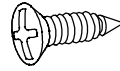
31



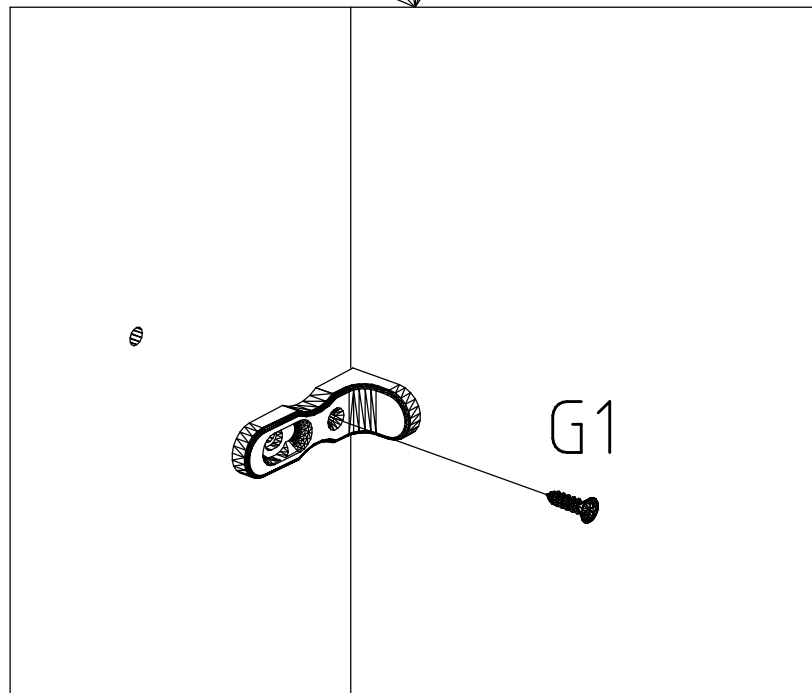
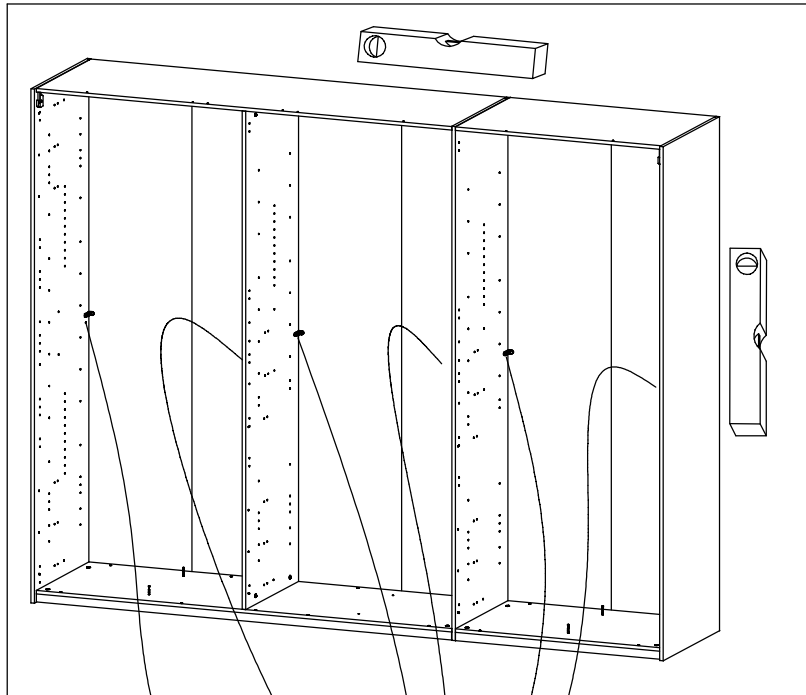
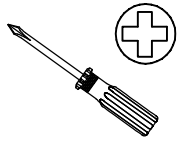
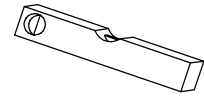
32

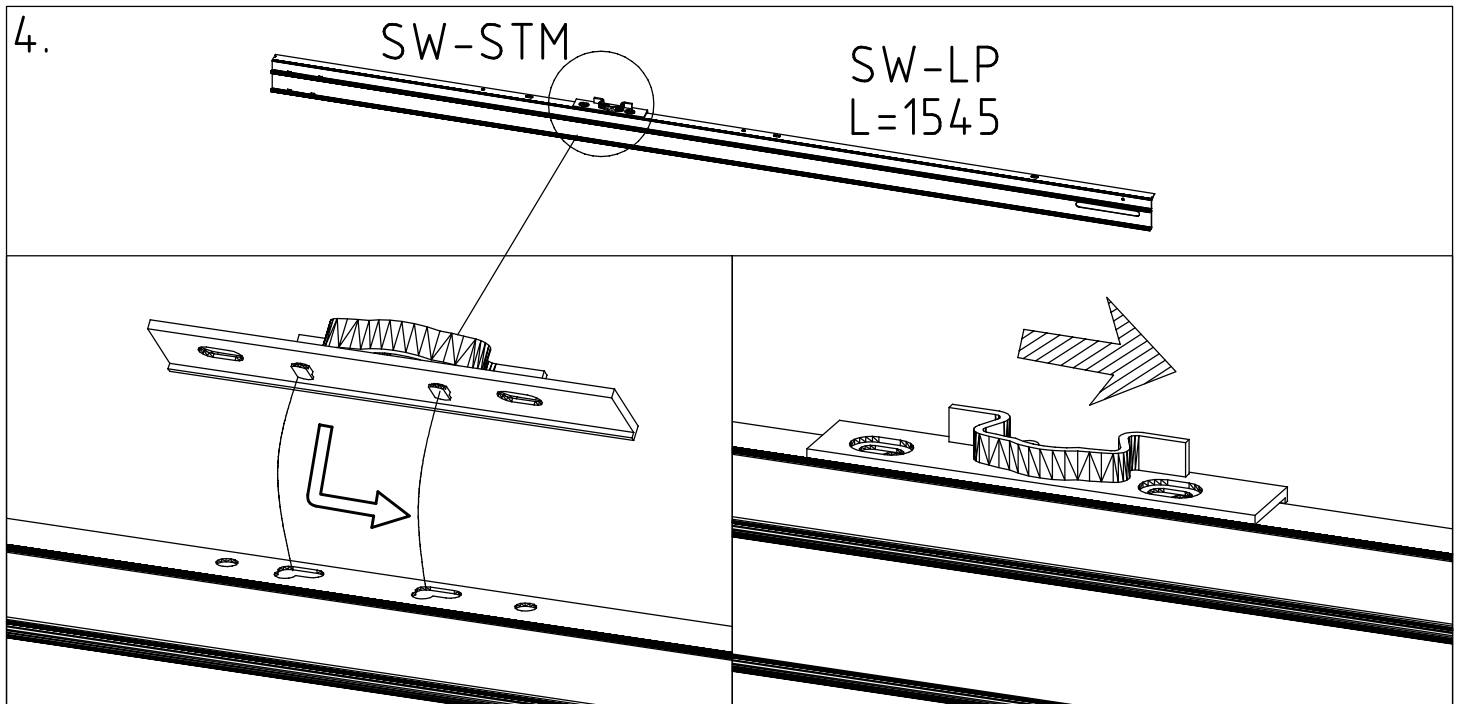
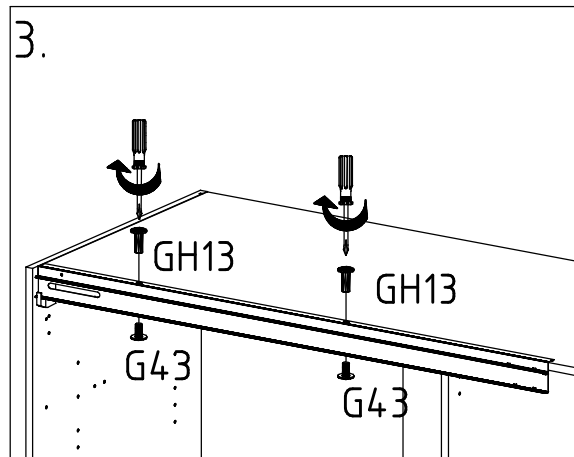
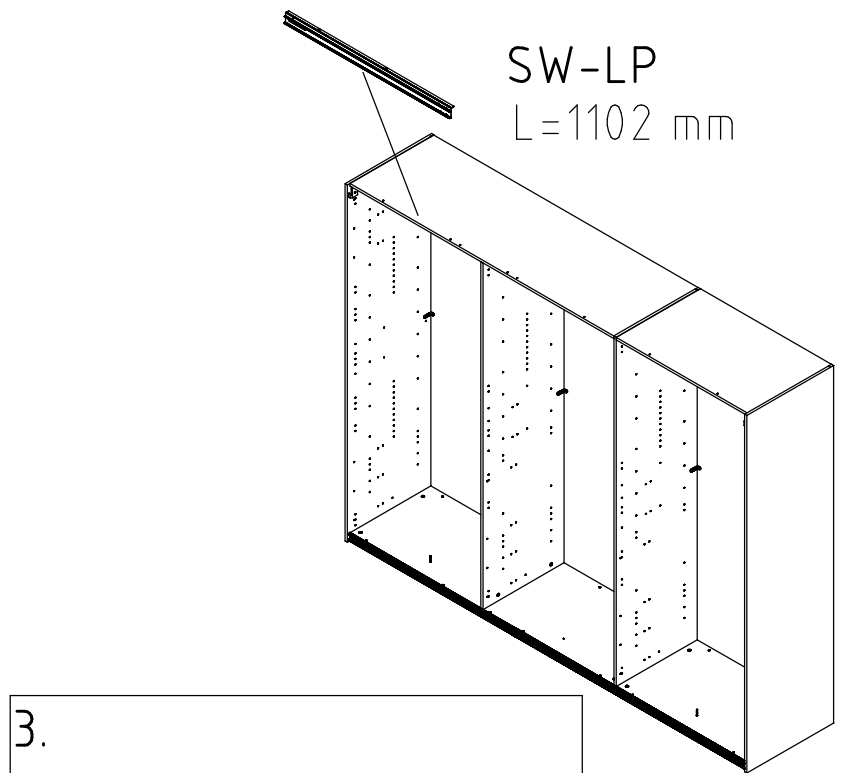
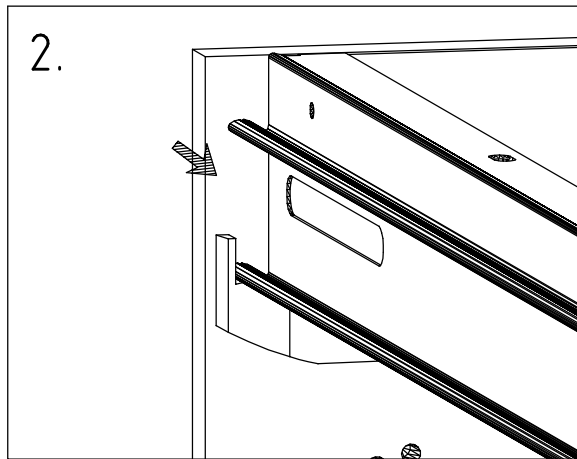
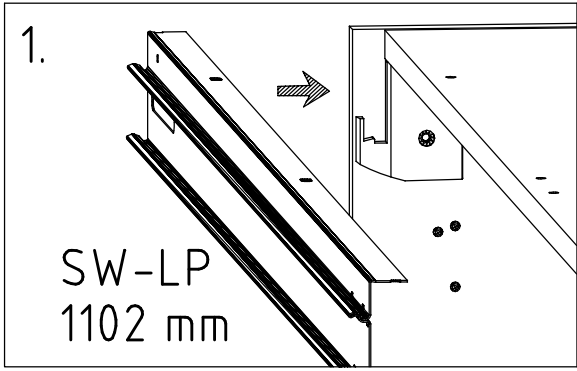
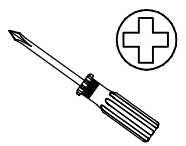
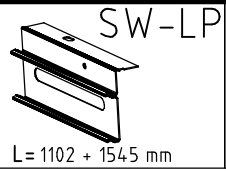

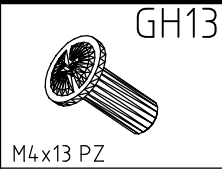
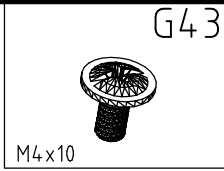


3,5 x 15 mm G1

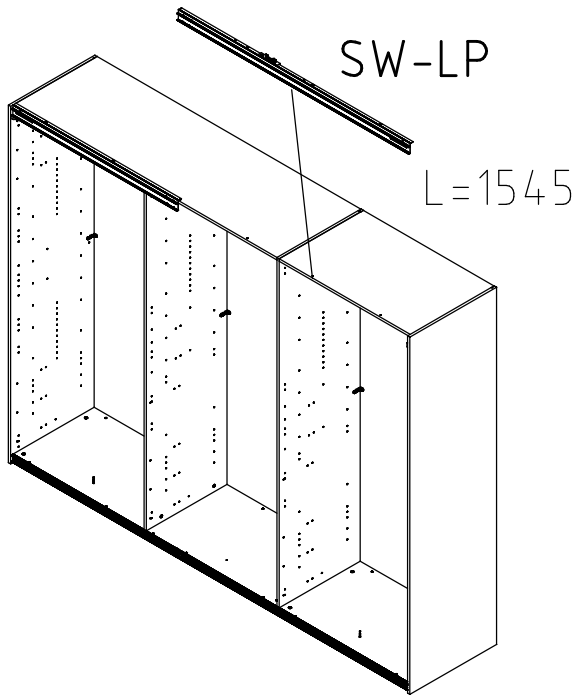


121 370






35



G43

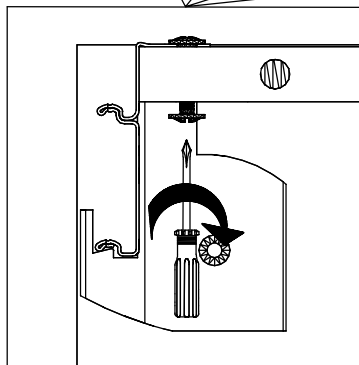
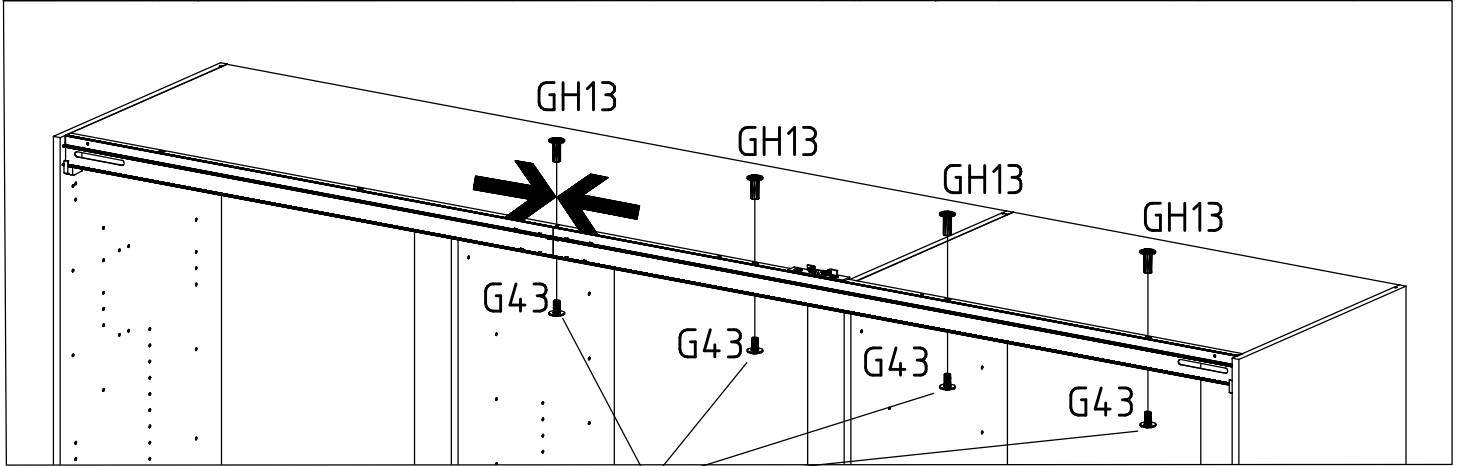
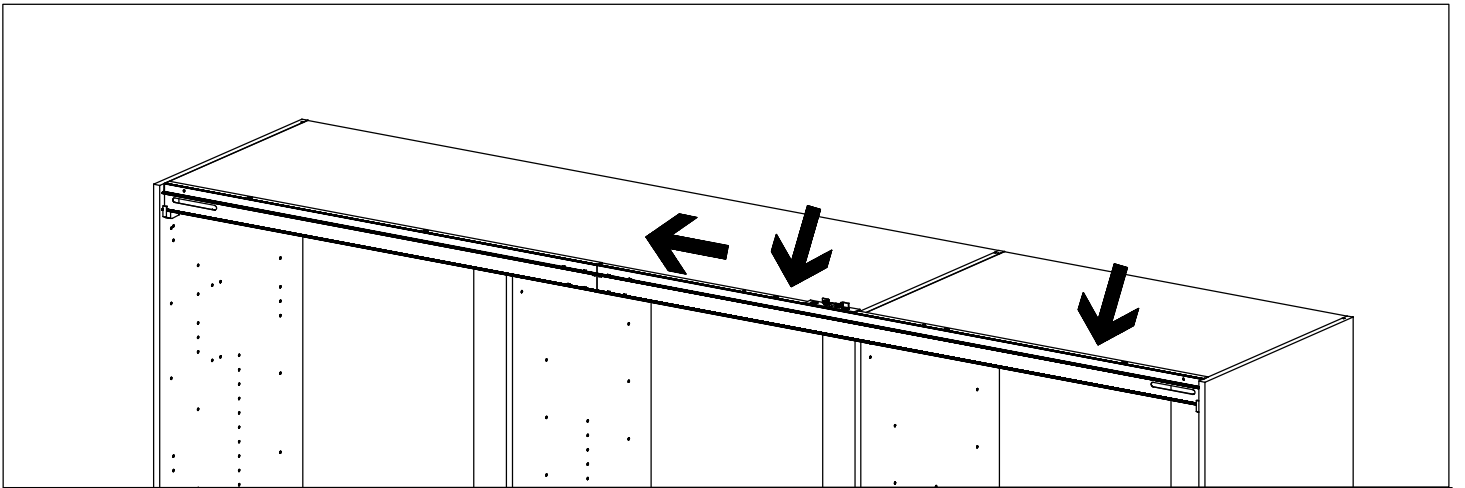
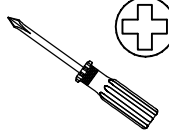


M4x10

GH13

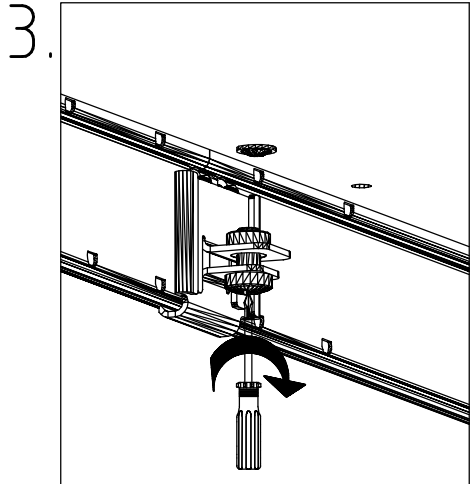
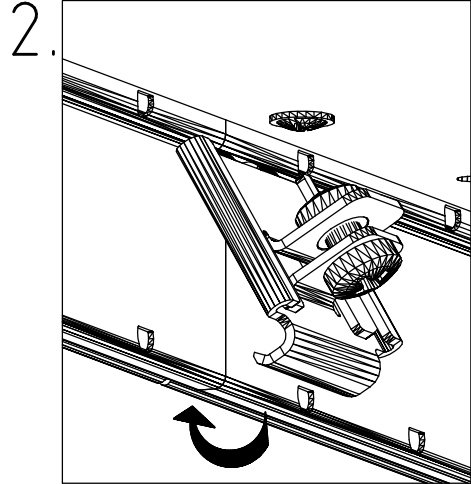
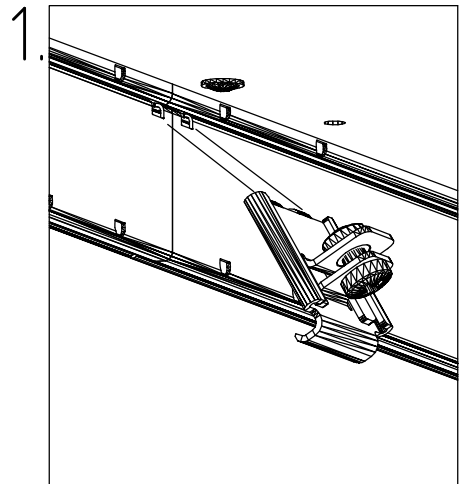
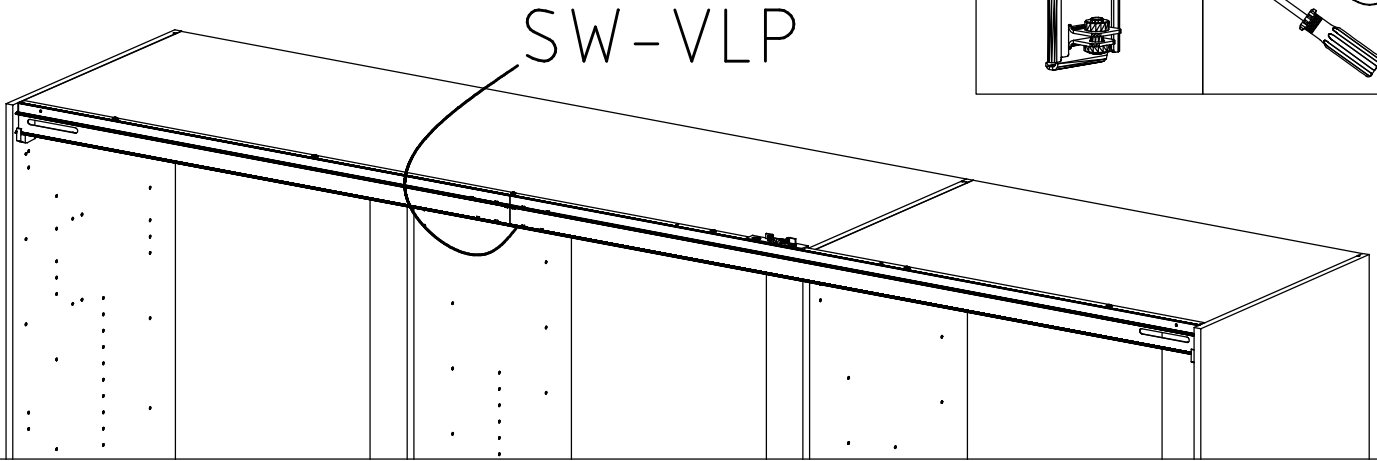
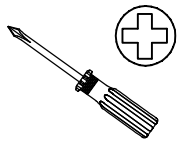
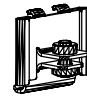


M4x13 PZ



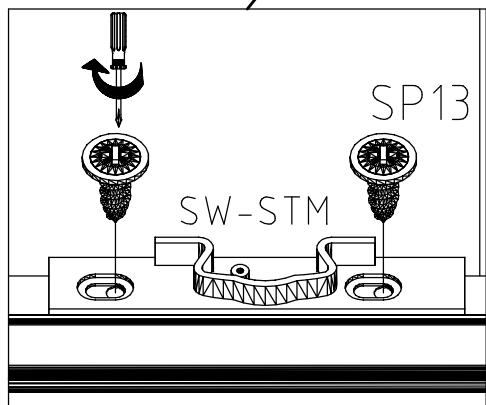
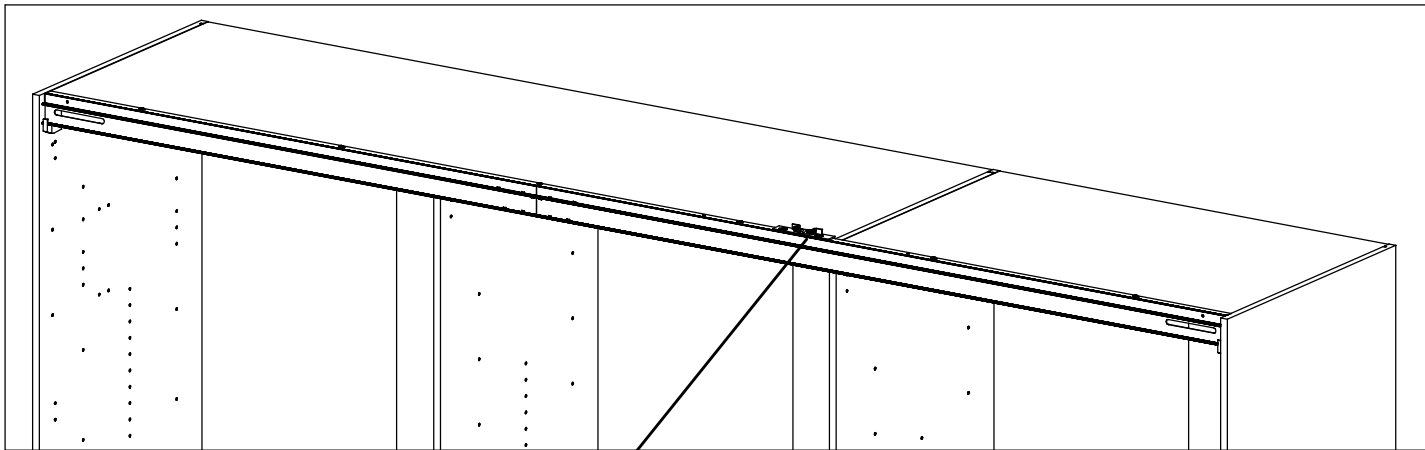
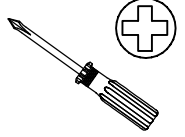
36

SW-VLP



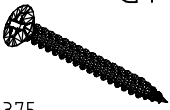
37

SP13
4 X 13mm
121 122




3,5x35 mm

G14



121 375

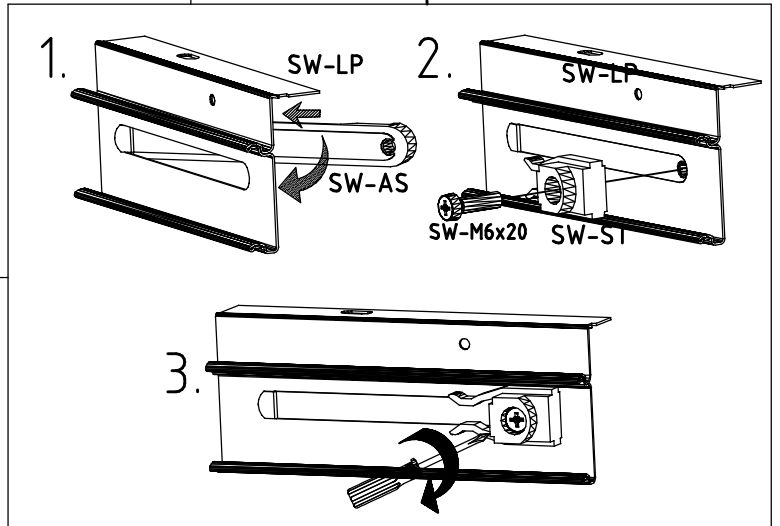
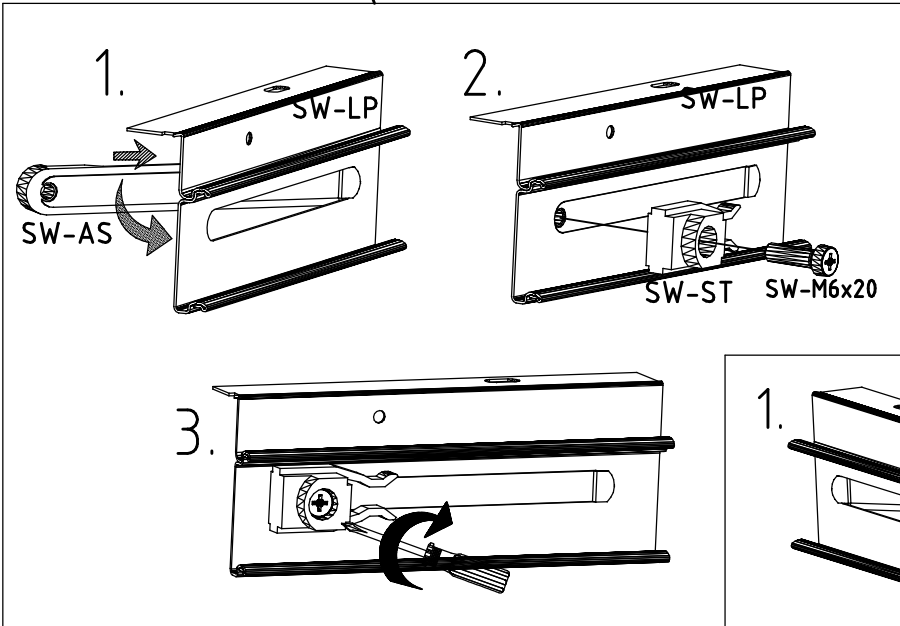
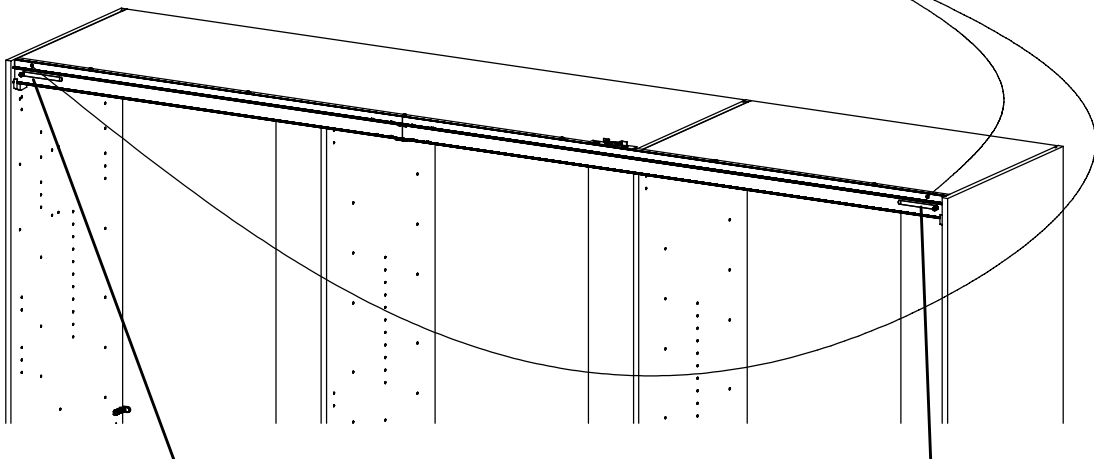
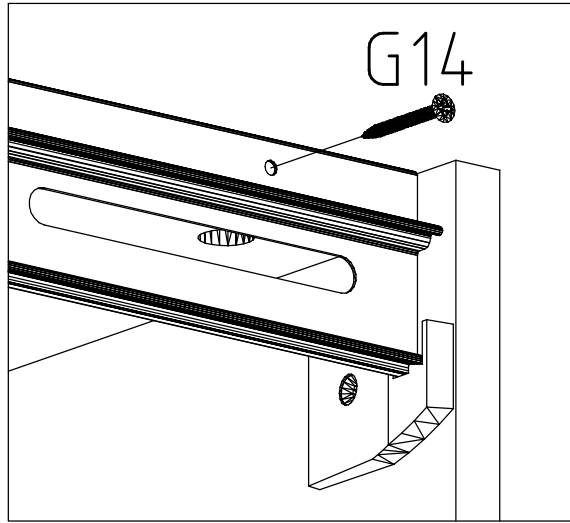
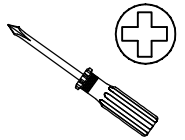
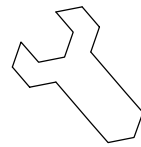
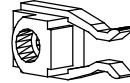
SW-M6x20



SW-AS



SW-ST



39

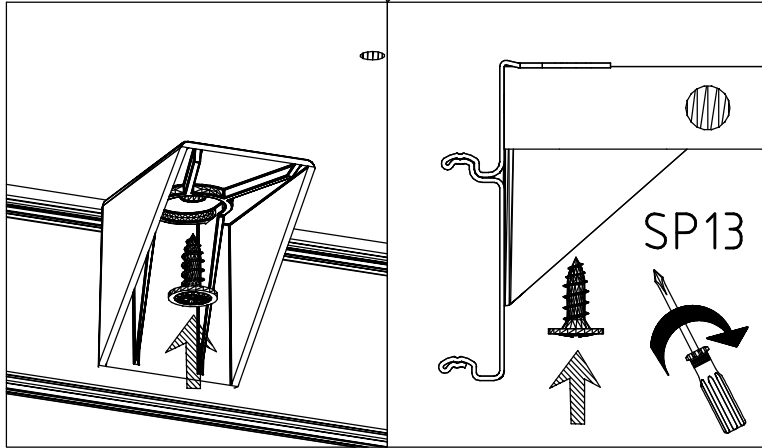
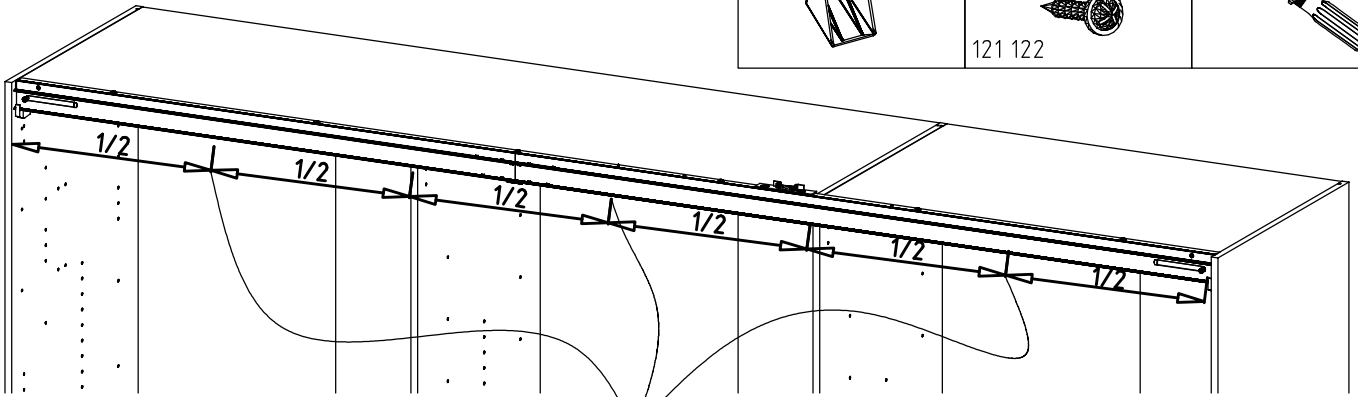
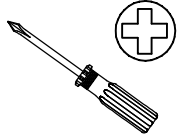
SW-SKM



4 X 13mm SP13

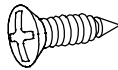


121 122



40

3,5 x 15 mm G1



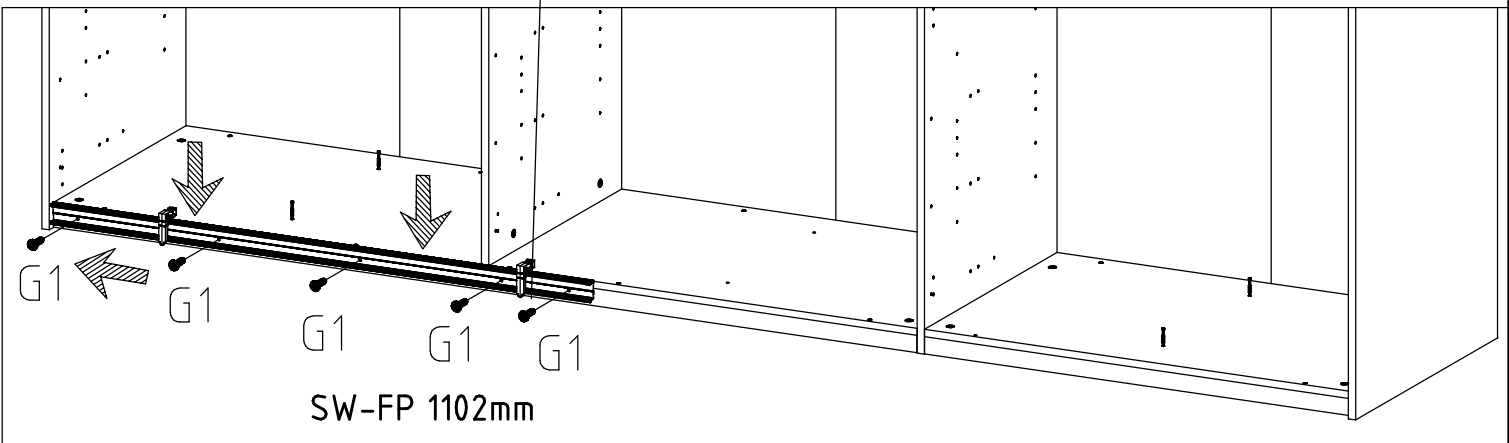
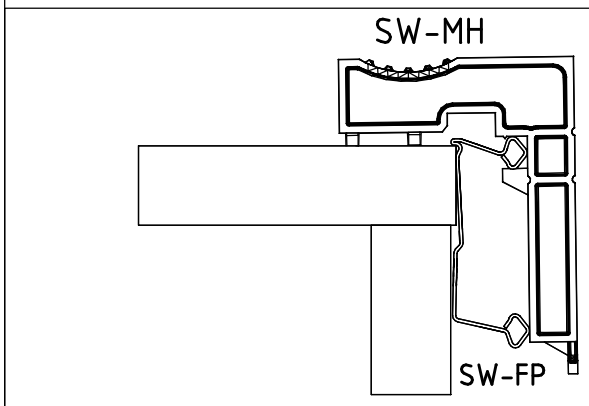
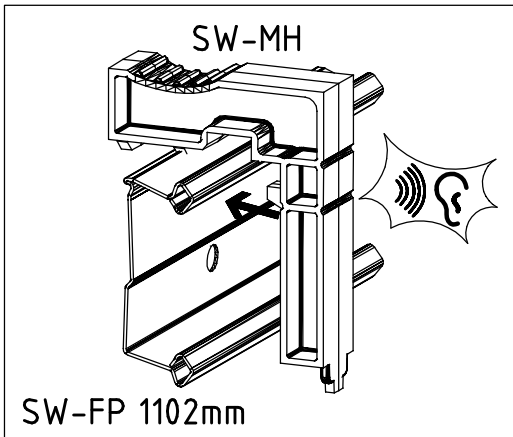
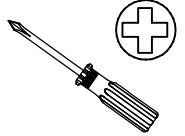
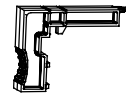
121 370

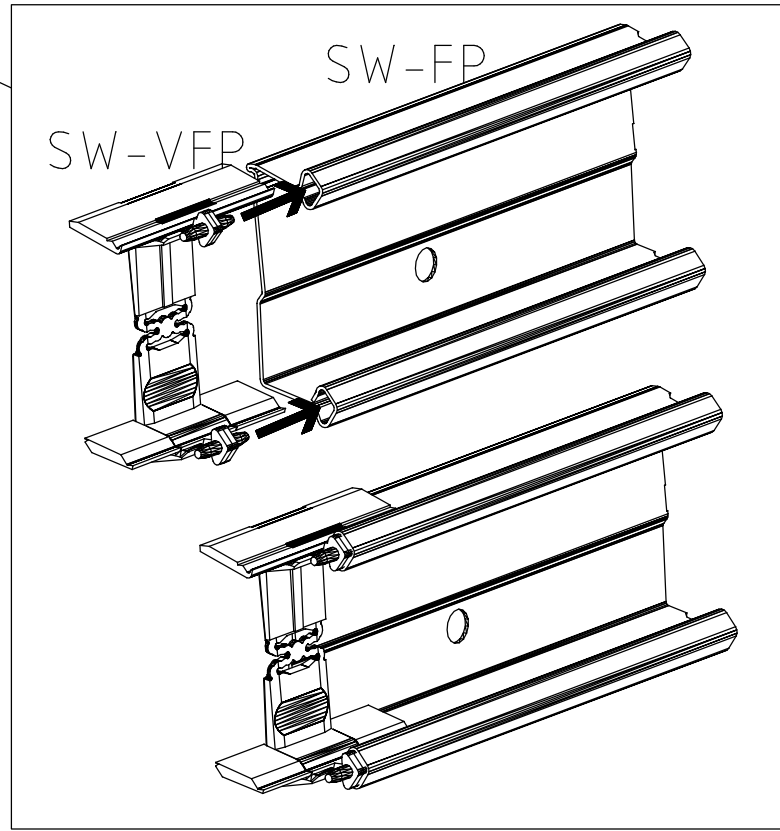
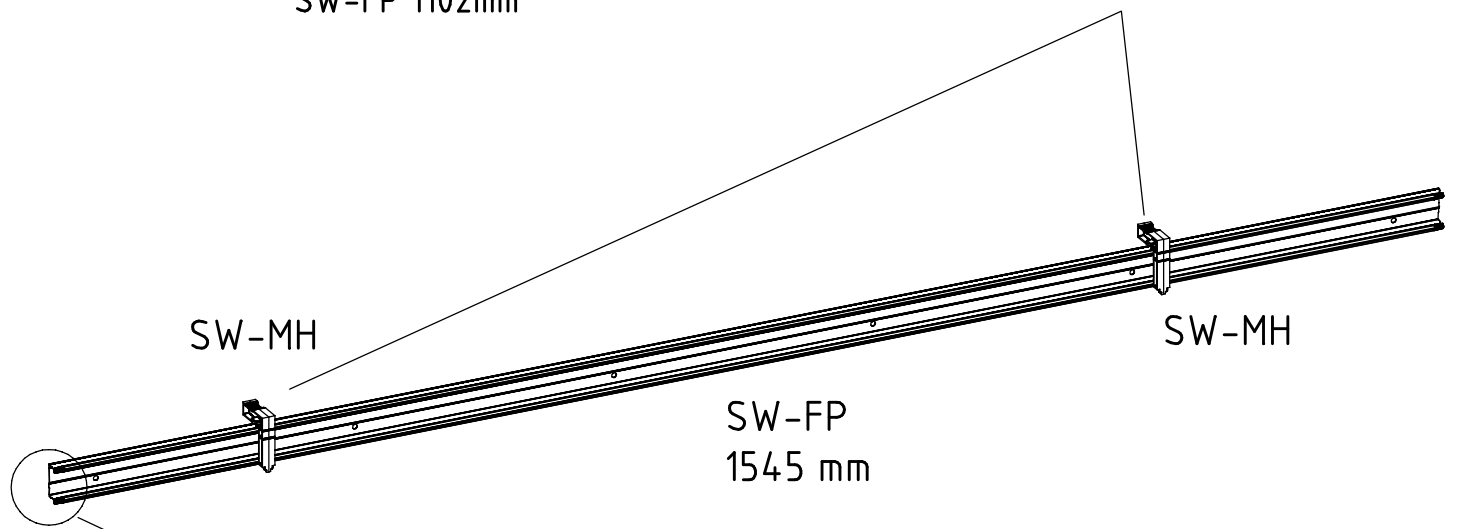
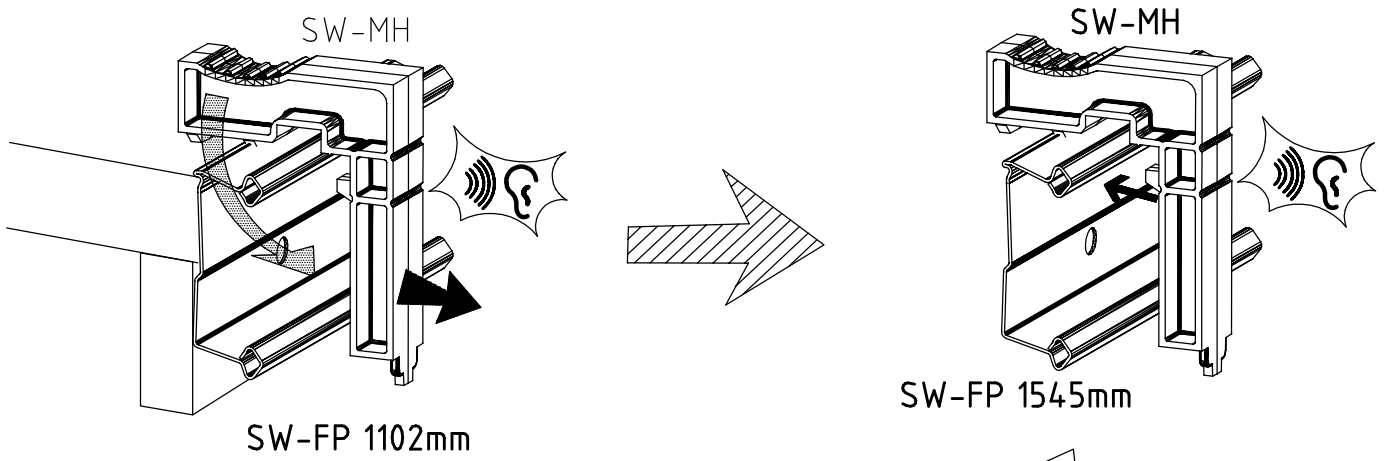
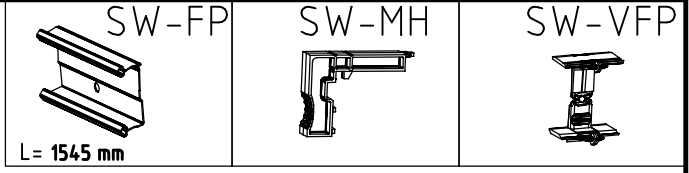
SW-FP



L = 1102 mm

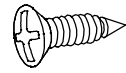
SW-MH






42

3,5 x 15 mm G1

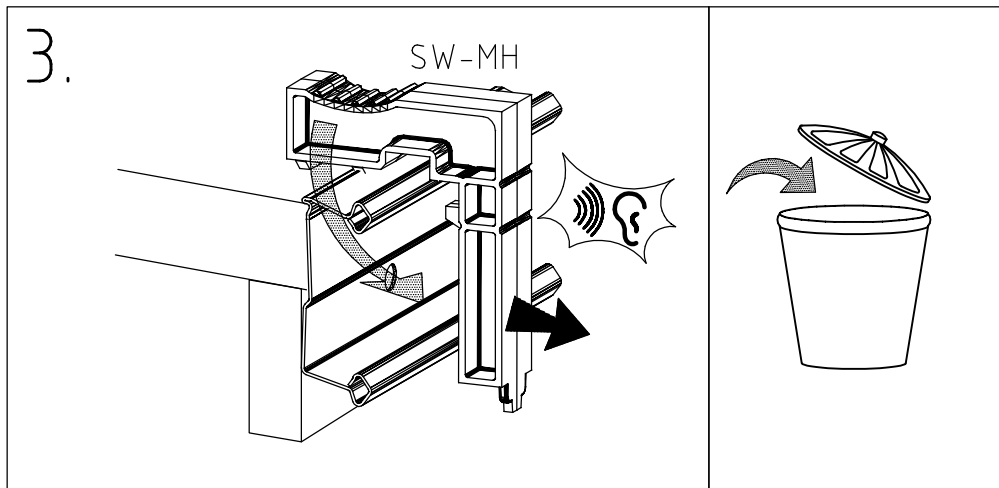
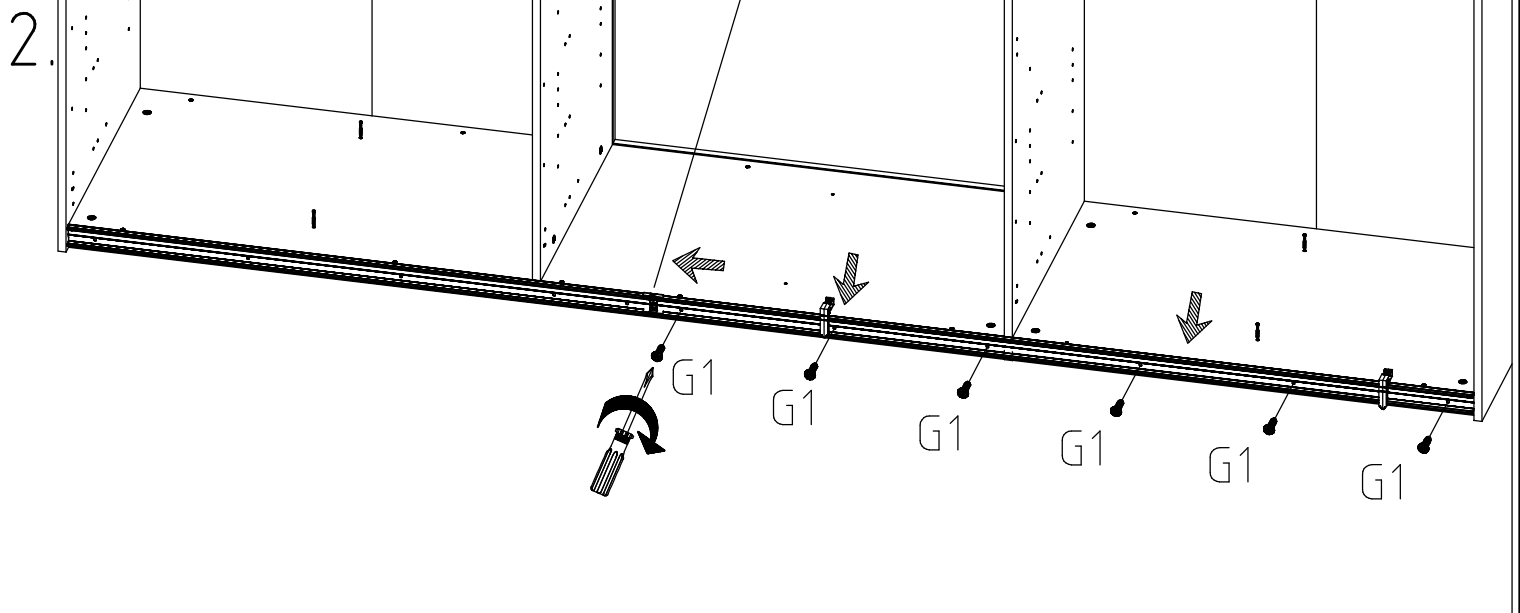
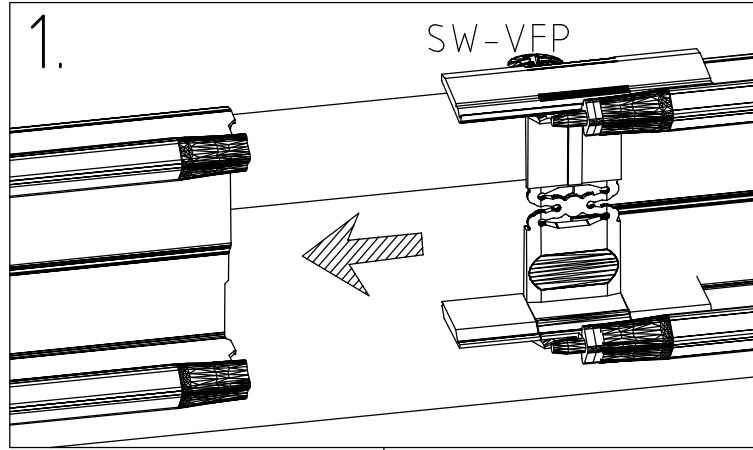


121 370

SW-FP

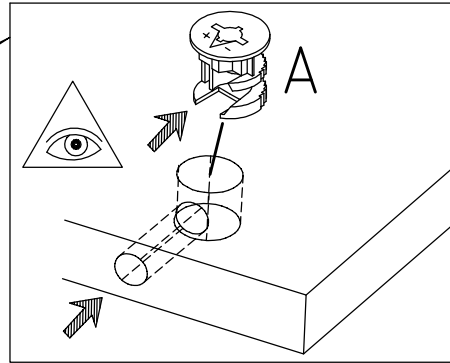
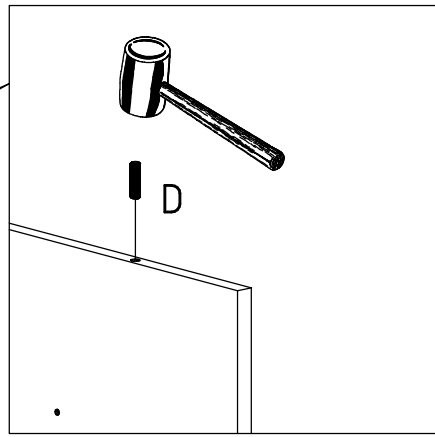
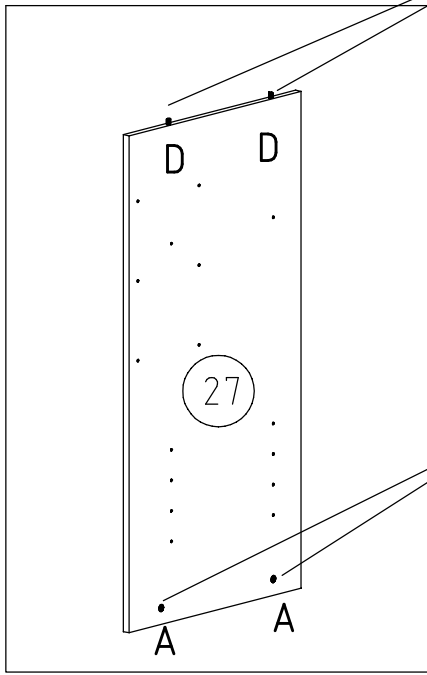





L=



43

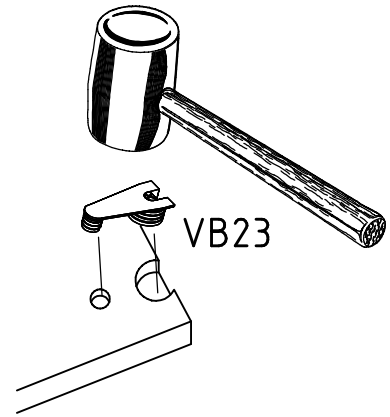
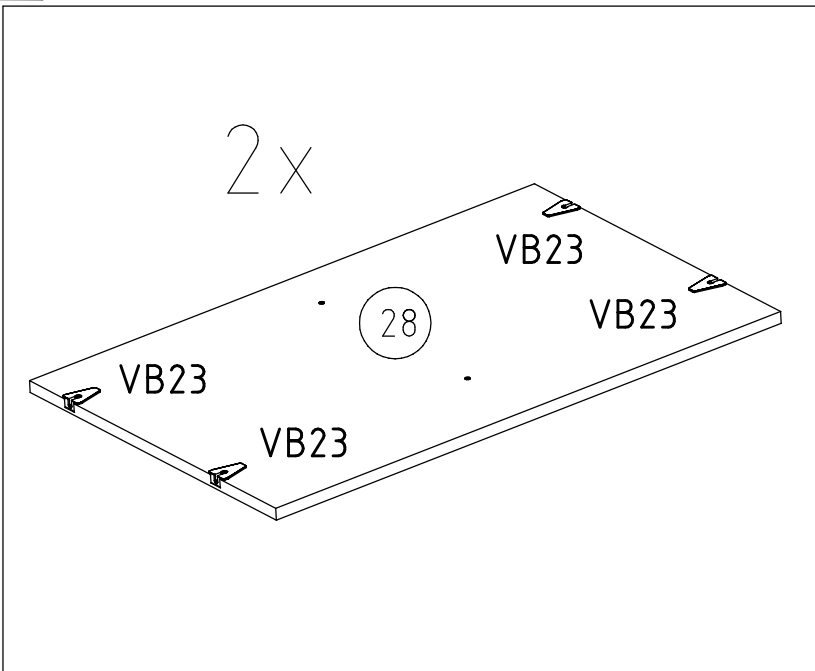
2x

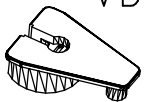


	A
111 102	
	D
353 018 $\varnothing 8 \times 30$	
	

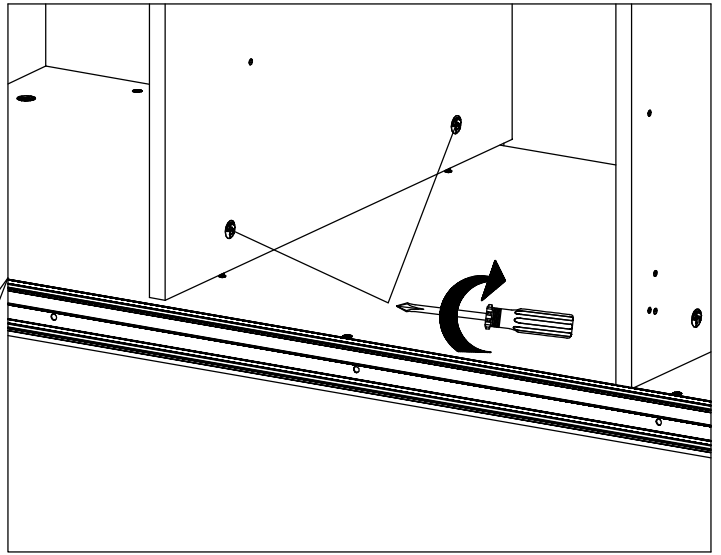
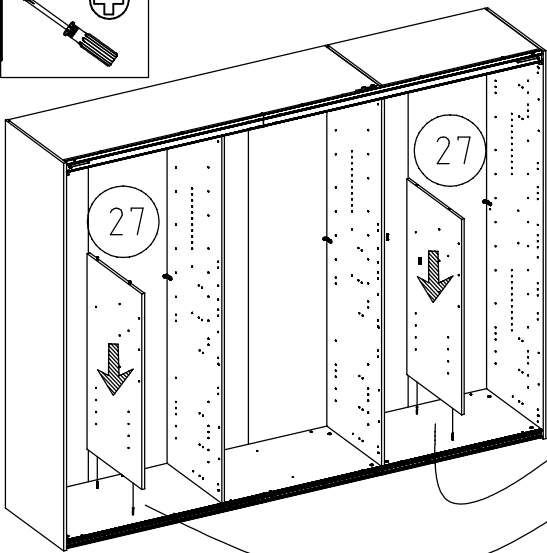
44

2x

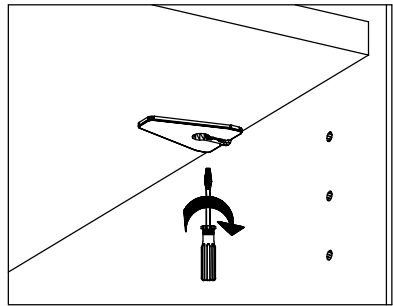
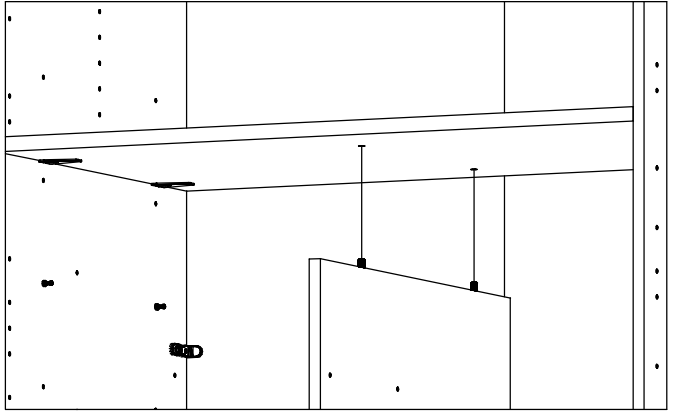
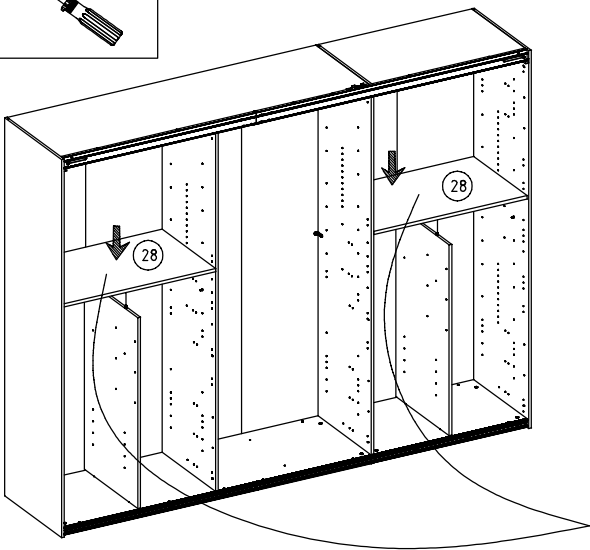
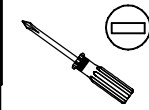


	VB23
111 252	

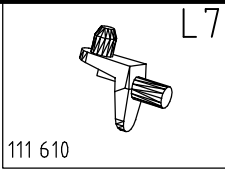
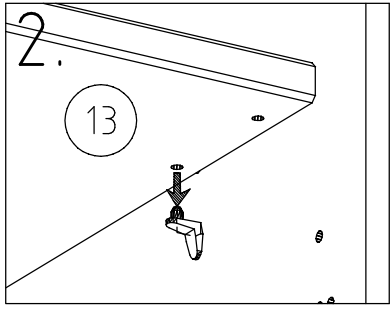
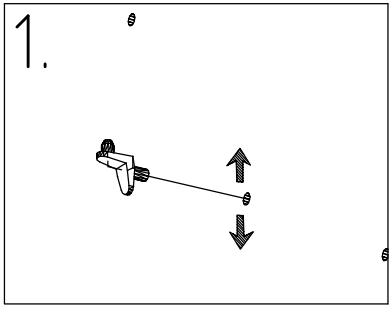
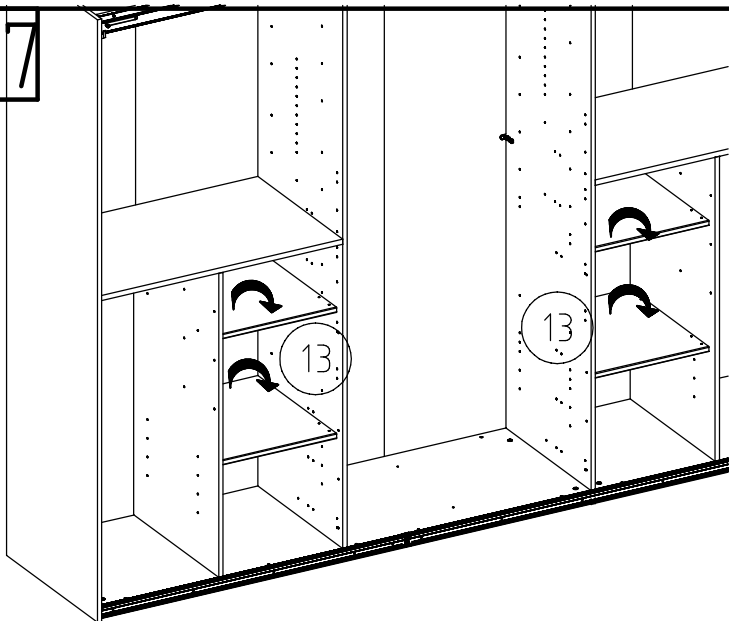
45



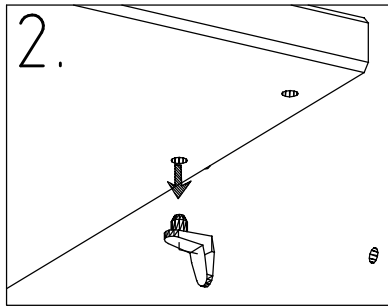
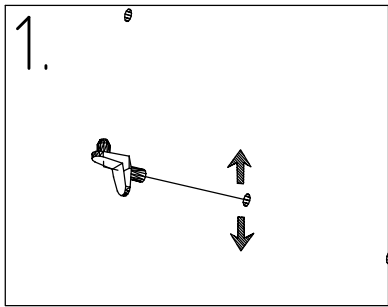
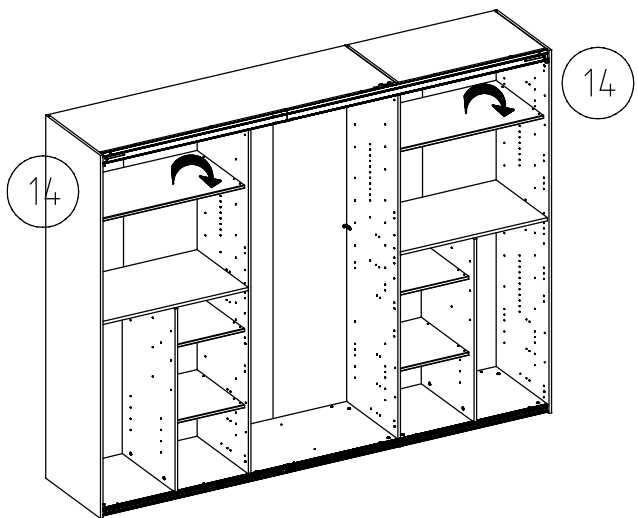
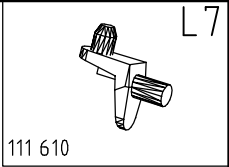
46



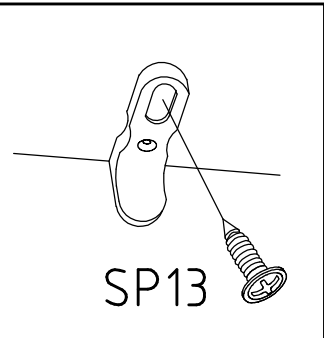
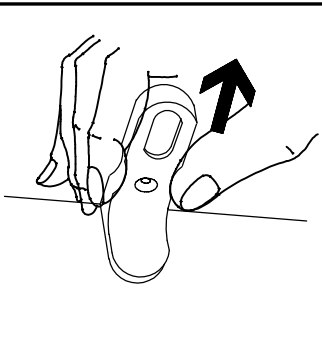
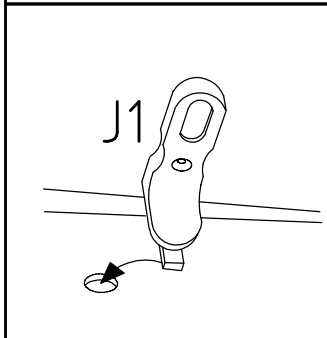
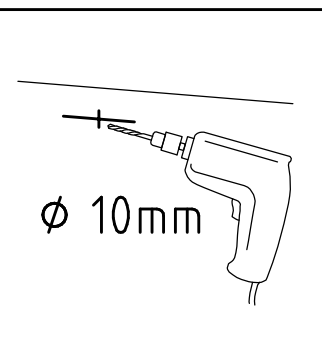
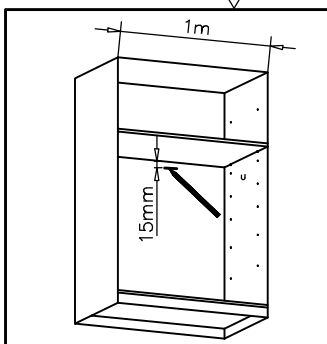
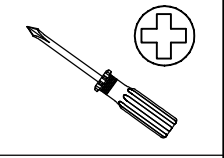
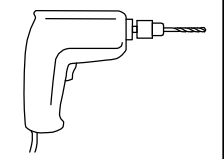
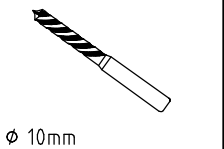
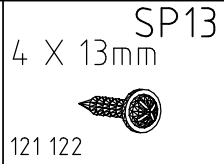
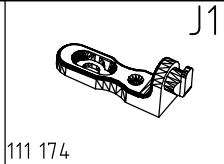
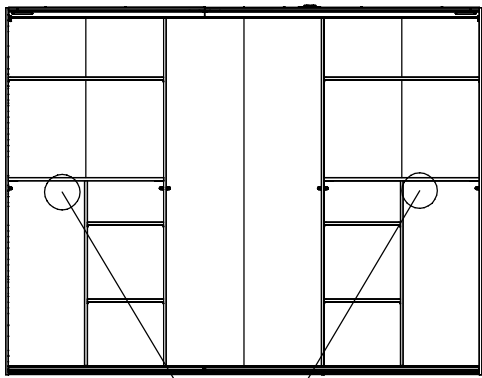
47



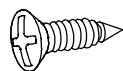
48



49



3,5 x 15 mm G1



121 370

K4



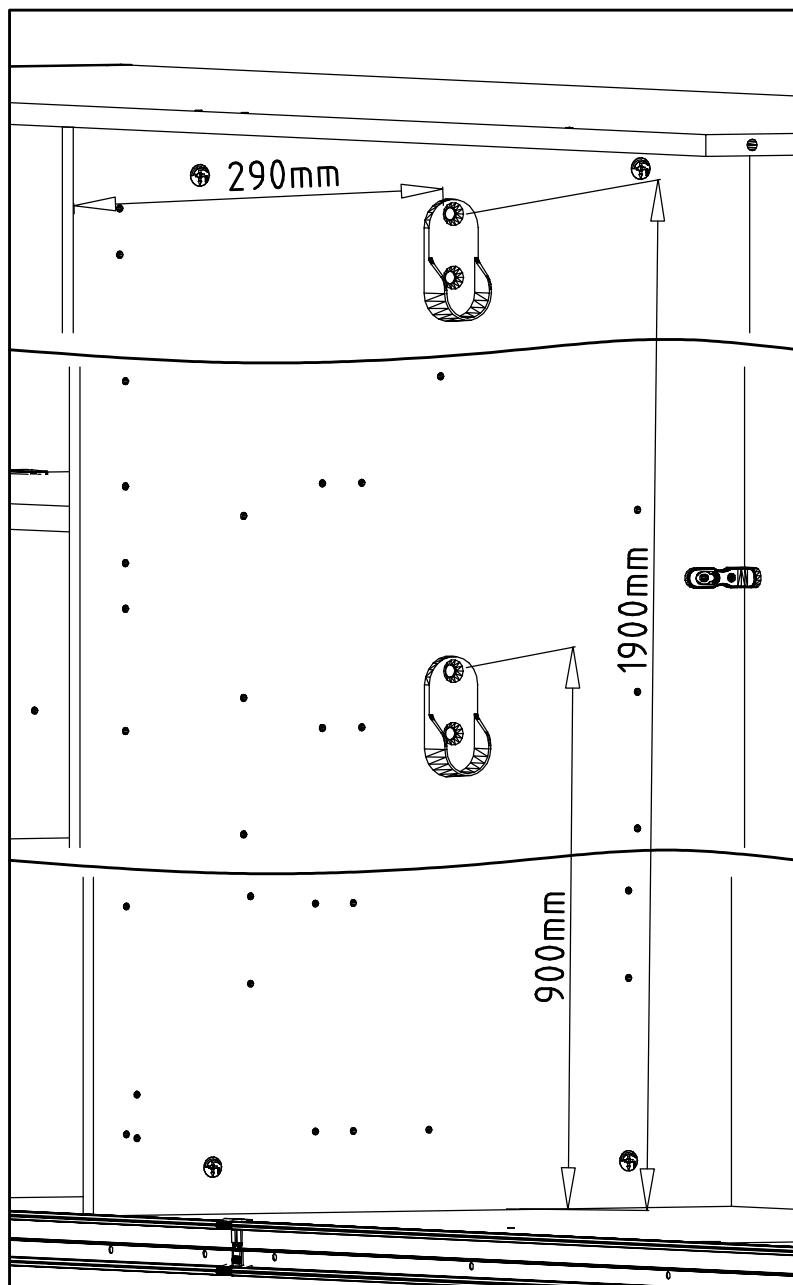
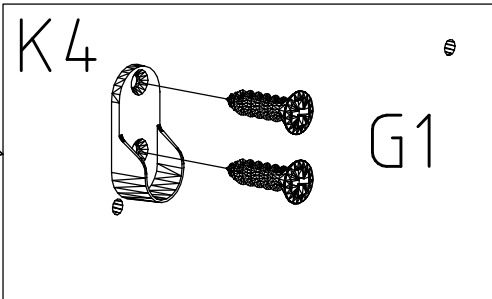
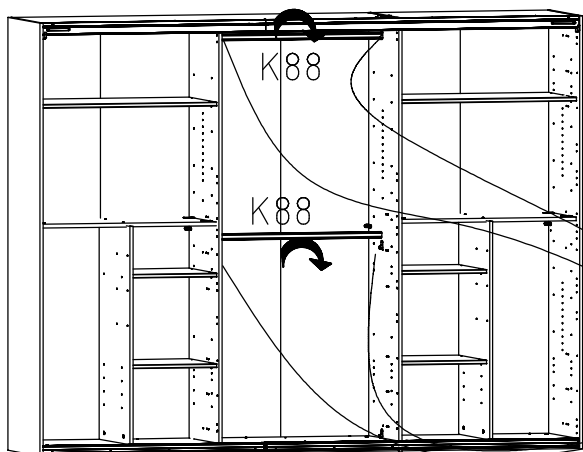
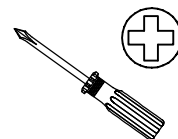
117 006

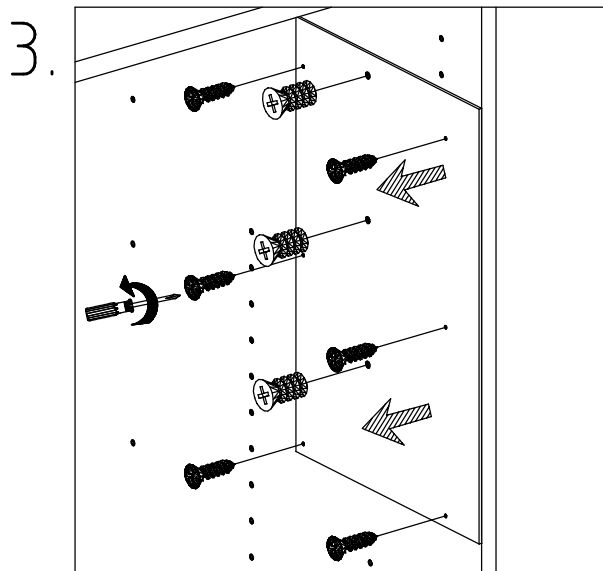
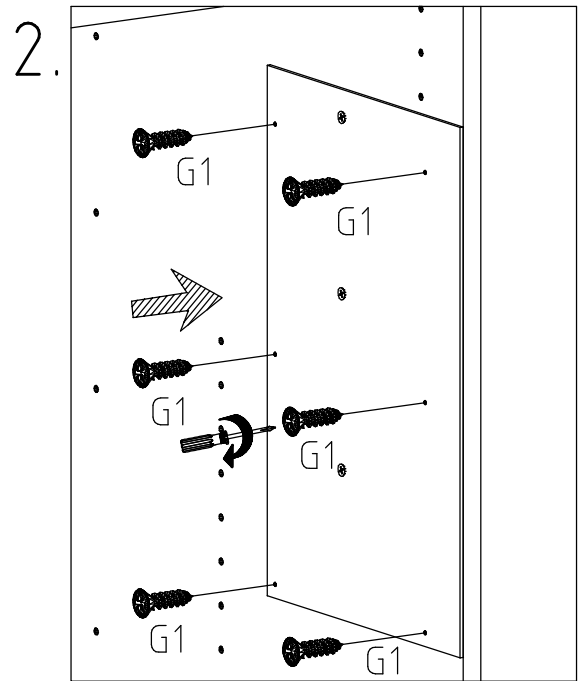
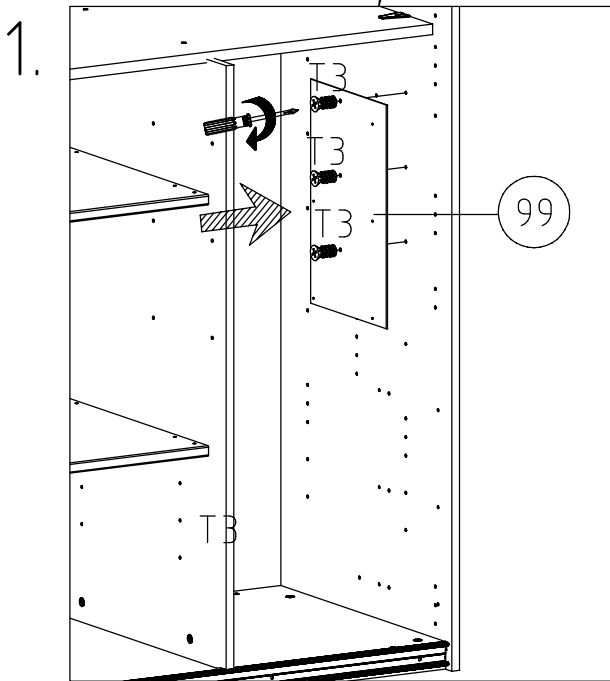
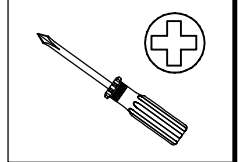
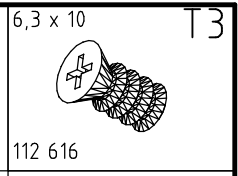
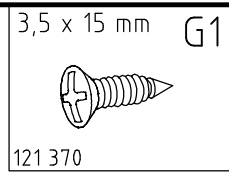
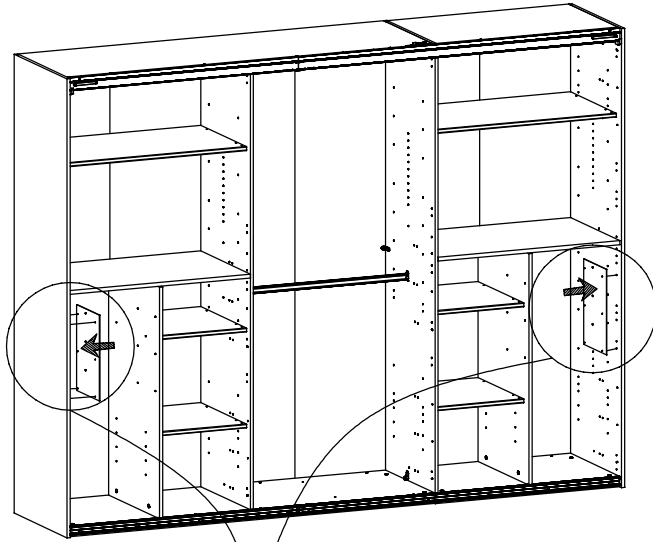
K88

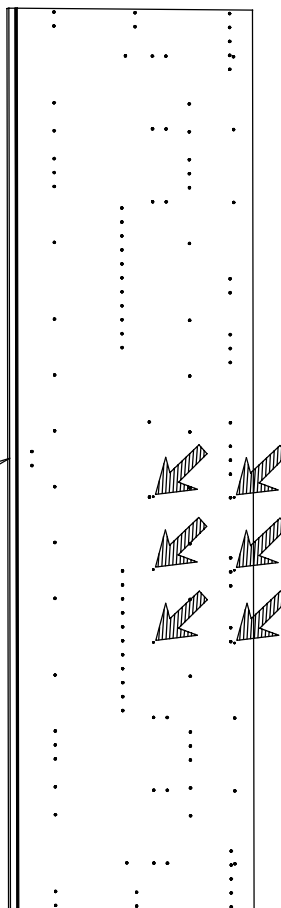
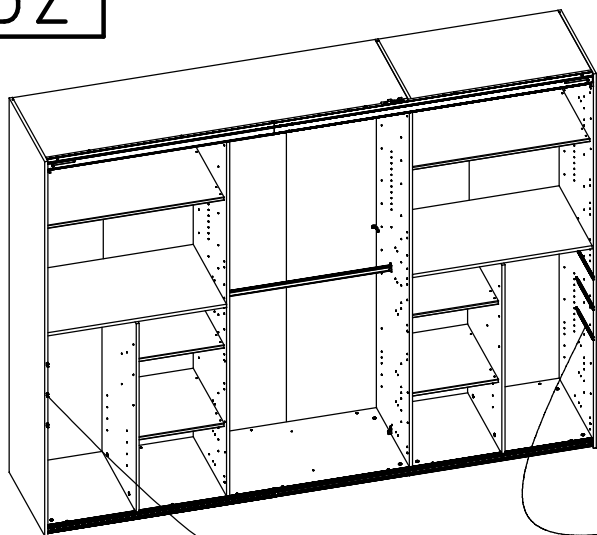
866mm



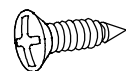
112 402





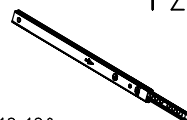


3,5 x 15 mm G1

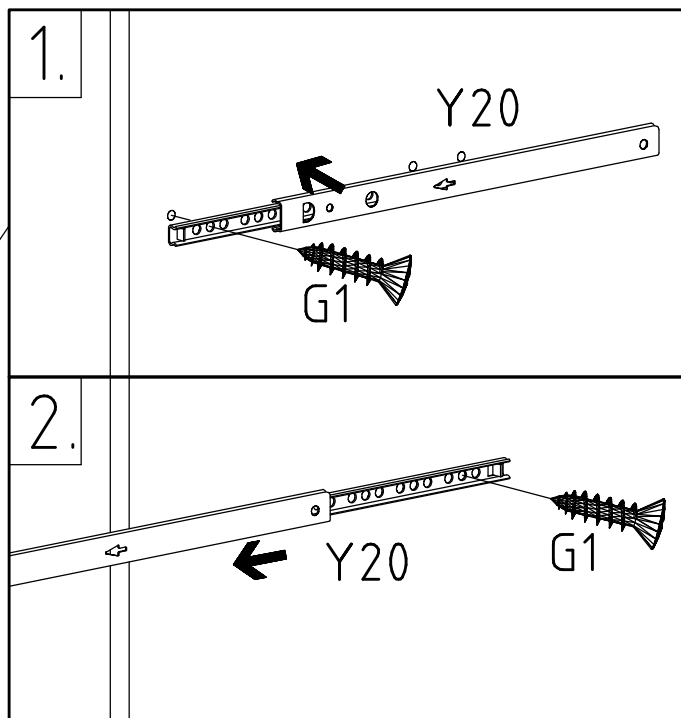
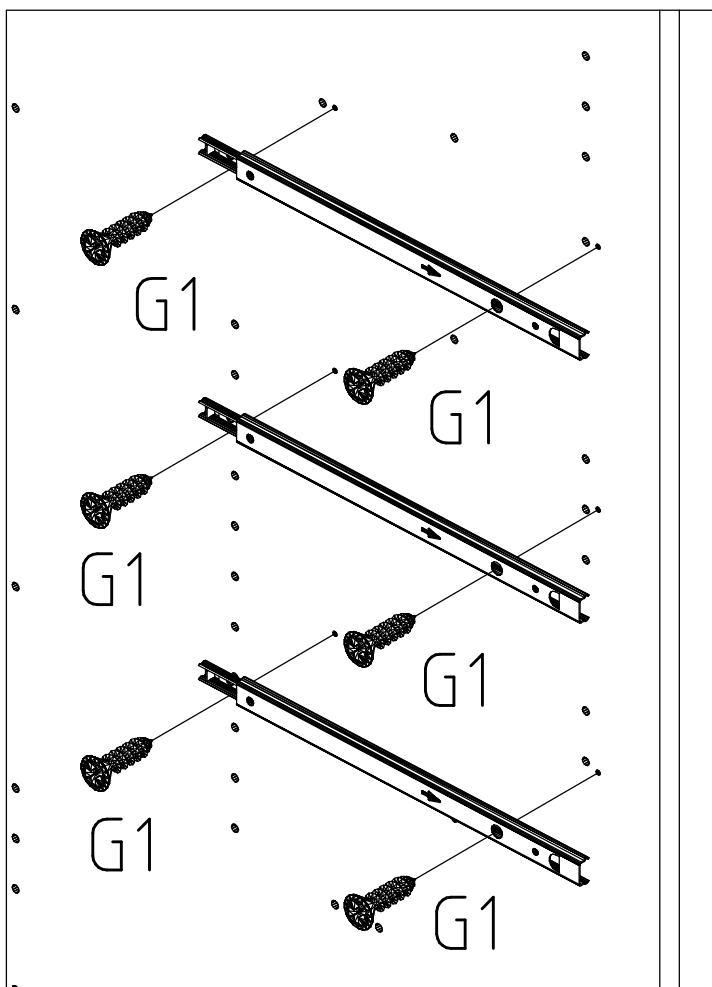
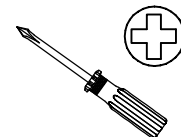


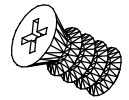
121 370

Y20



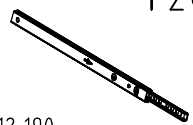
112 190



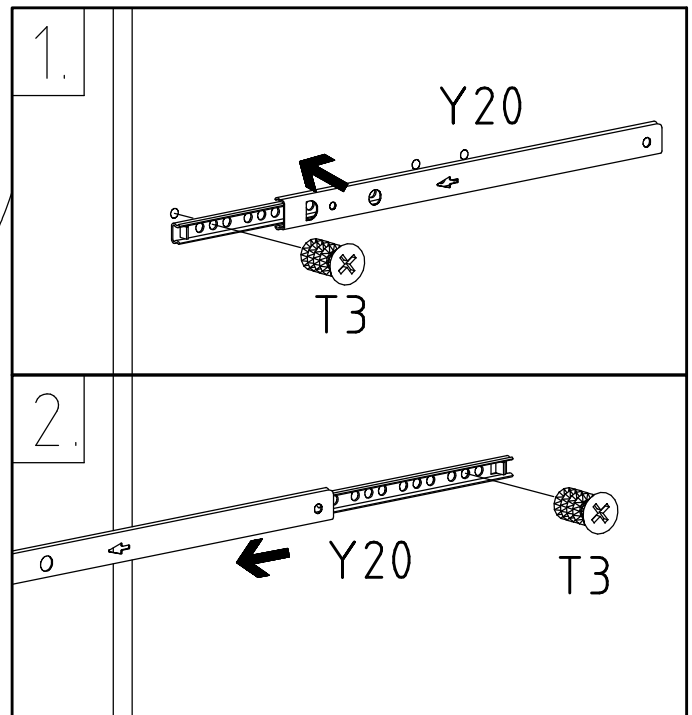
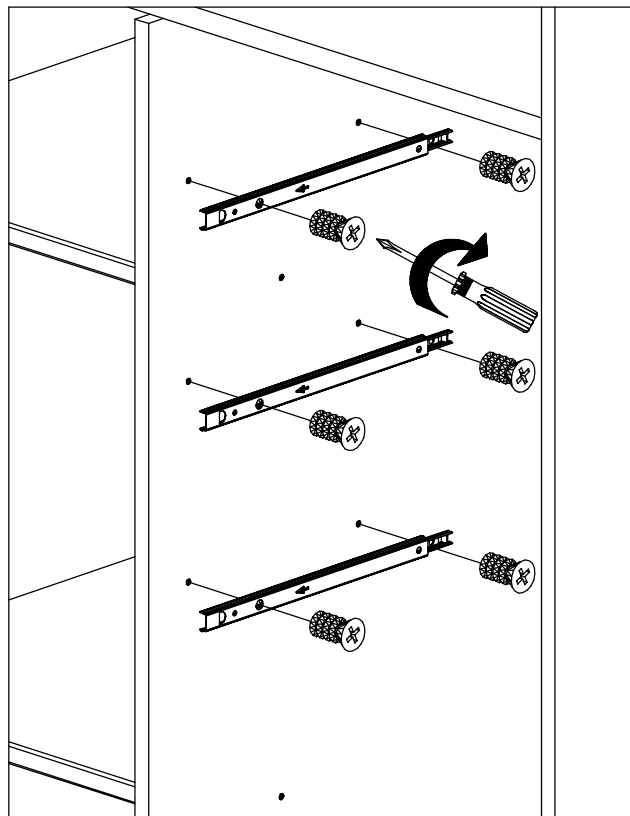
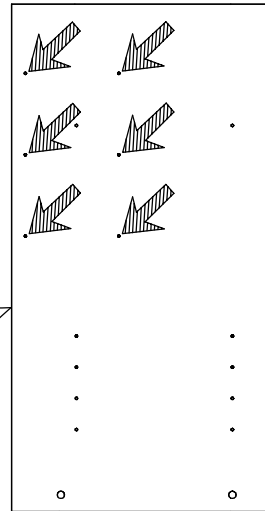
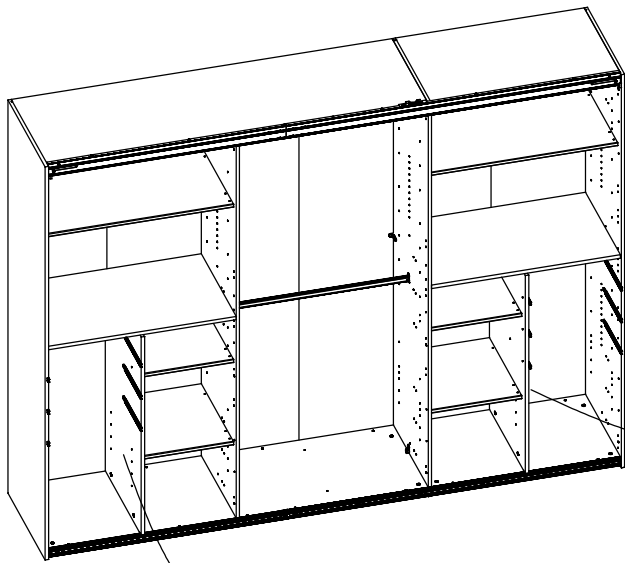
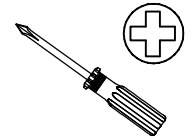


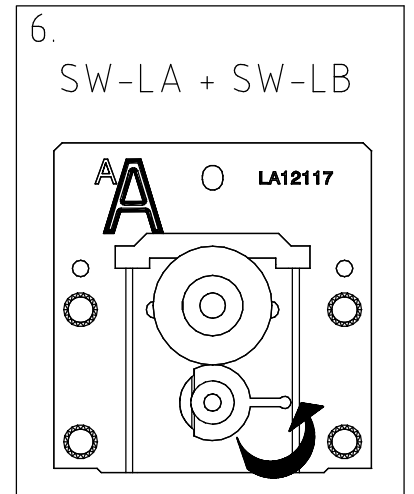
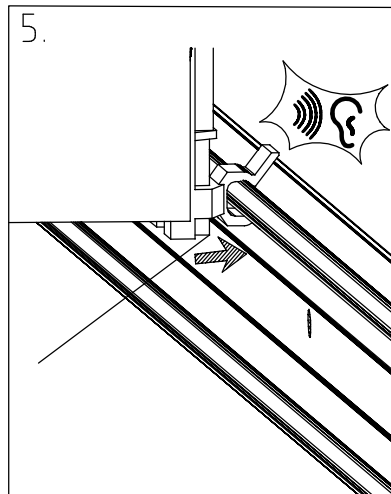
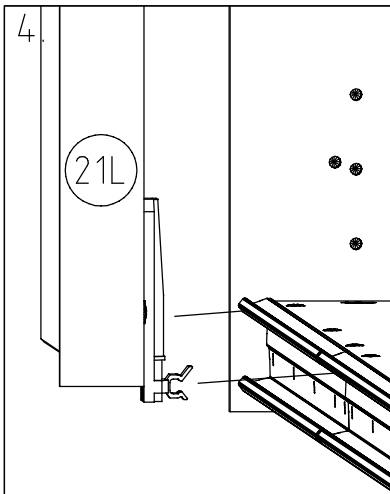
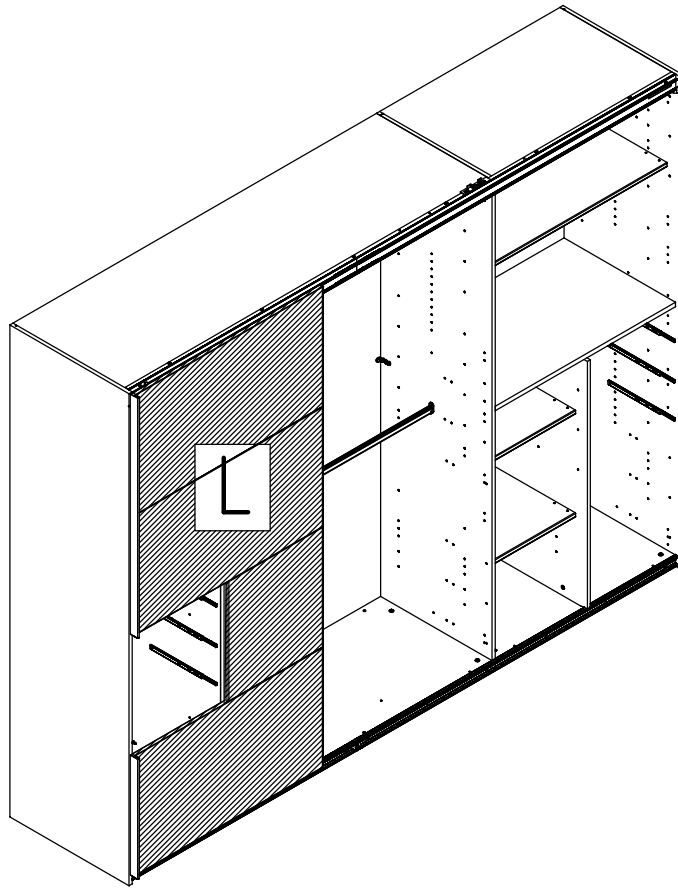
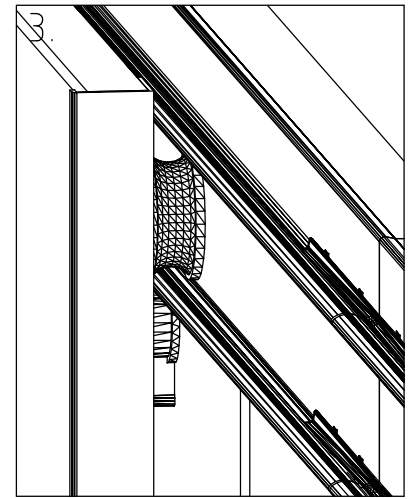
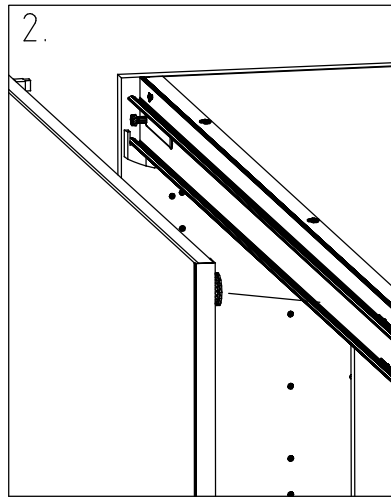
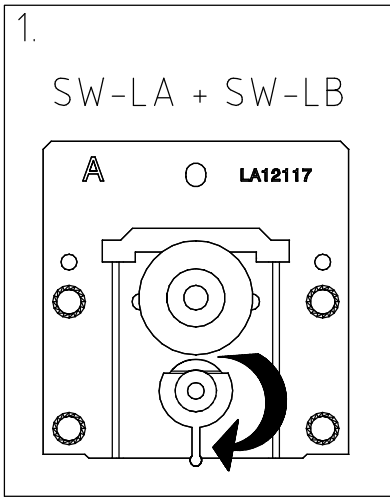
112 616

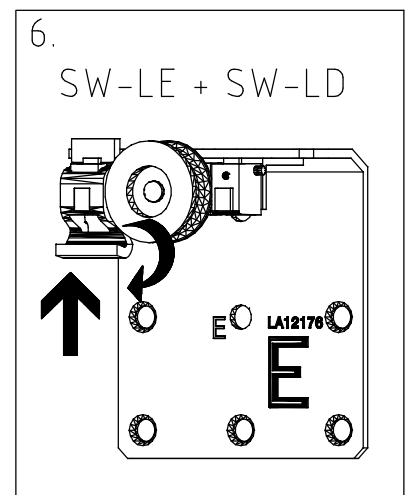
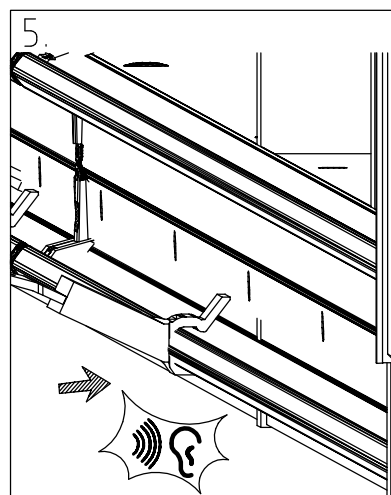
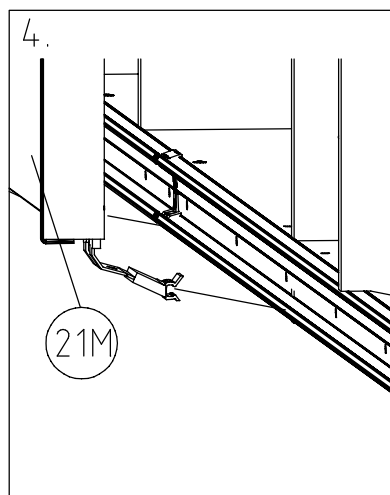
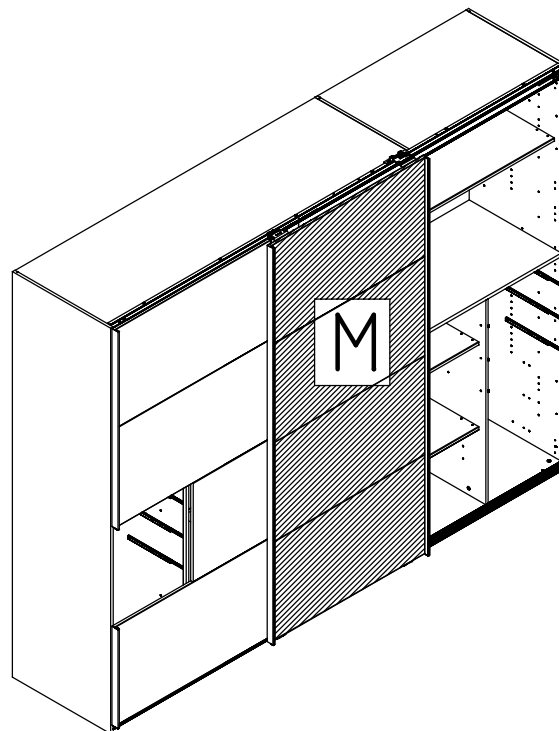
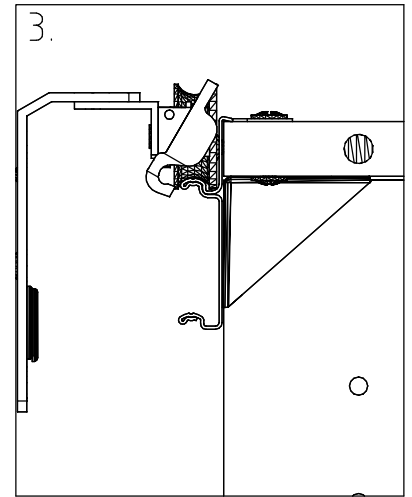
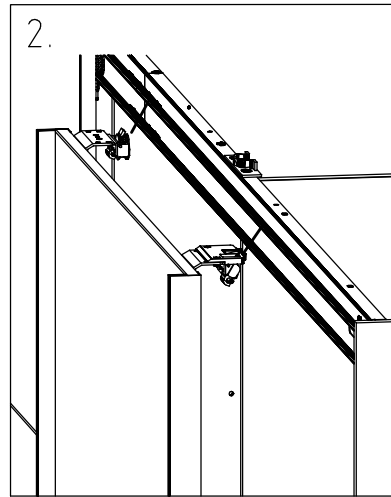
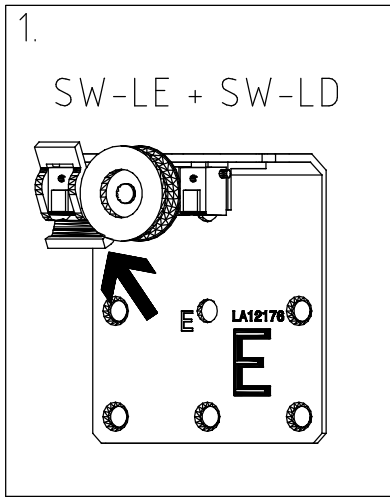
Y20

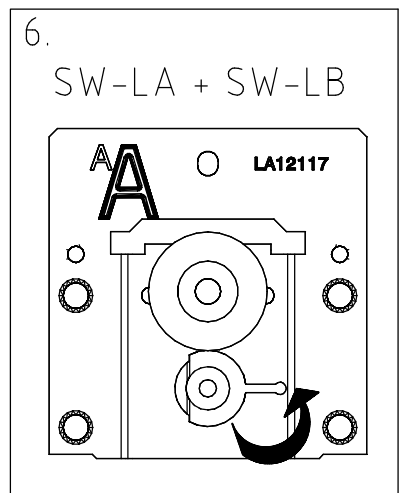
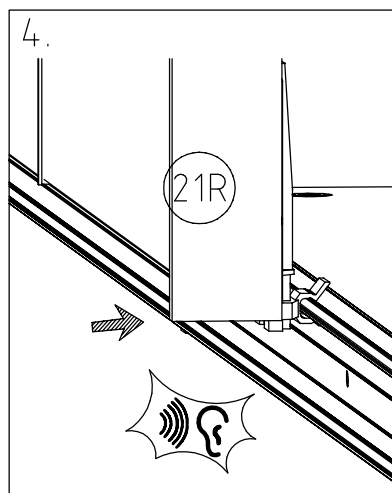
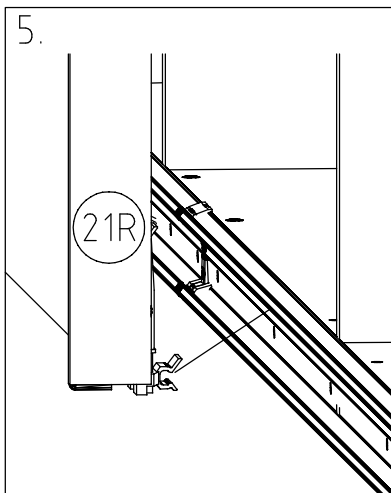
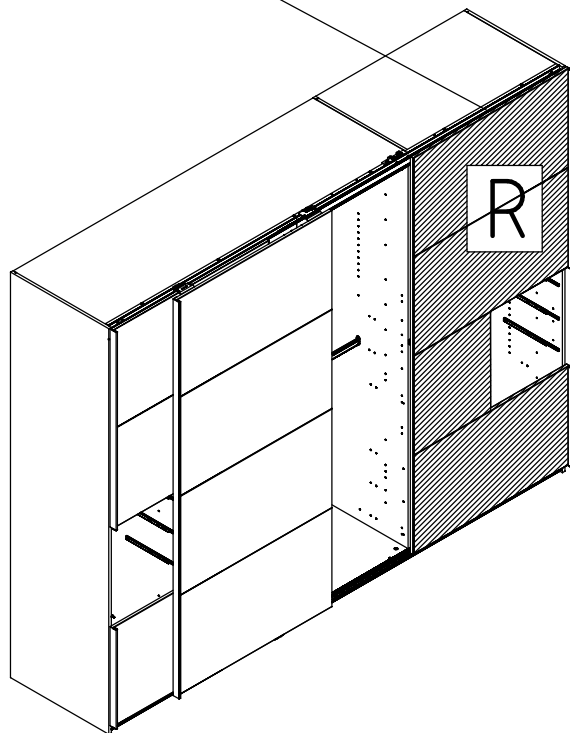
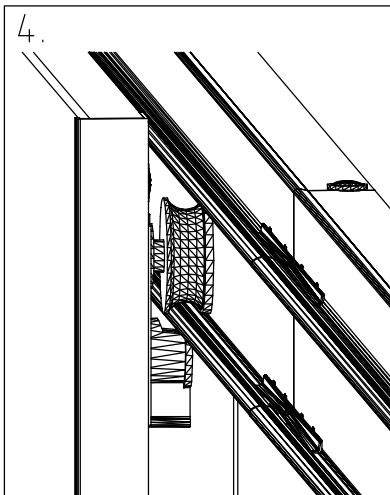
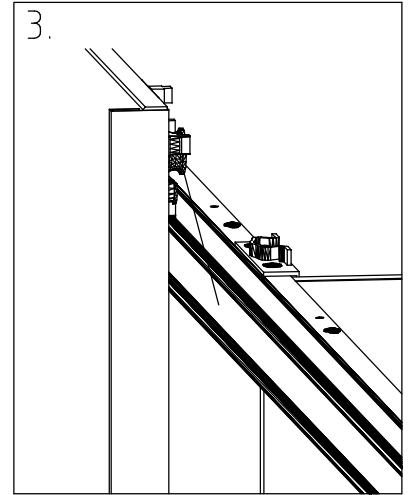
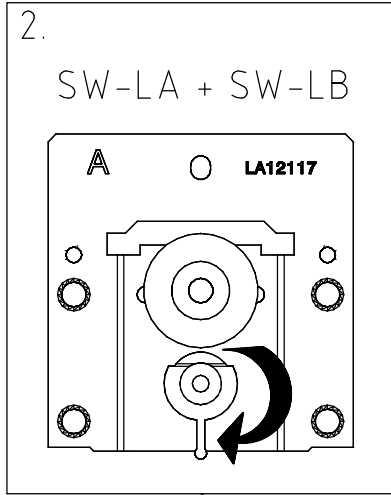
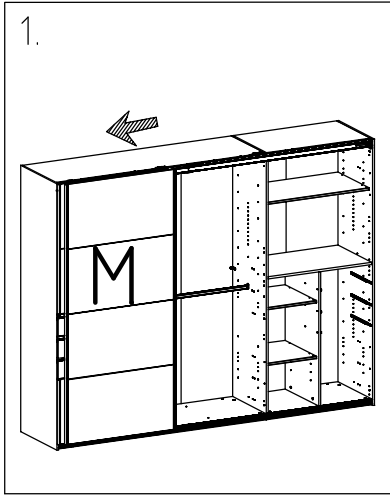


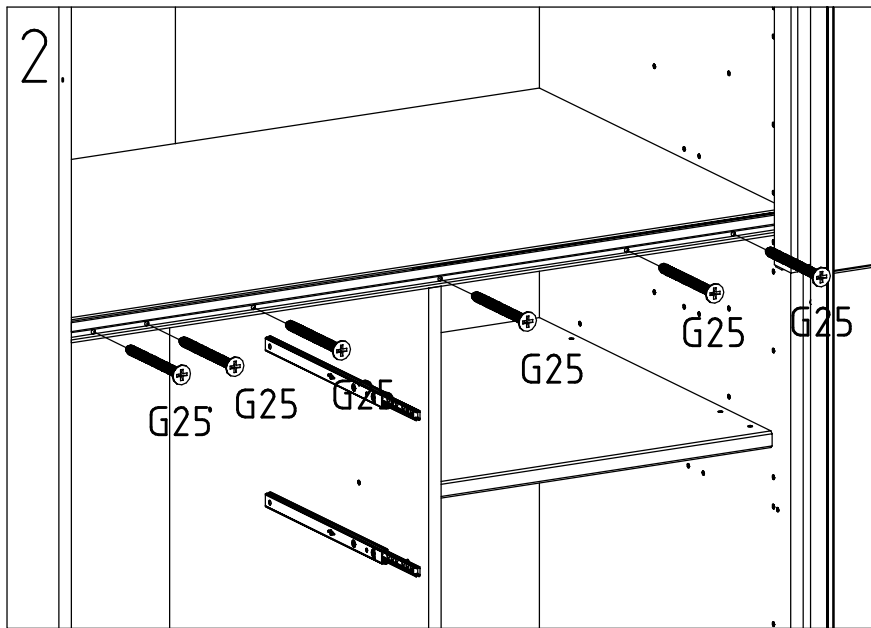
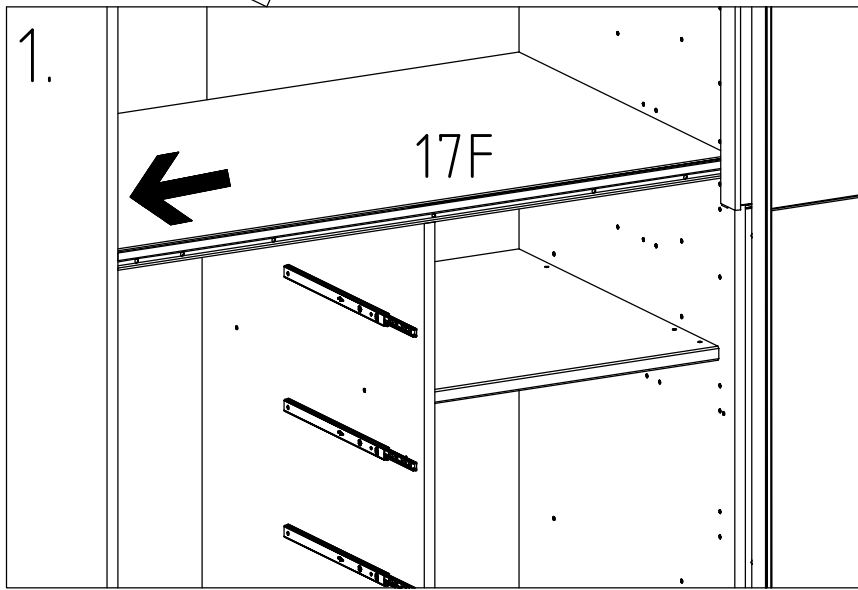
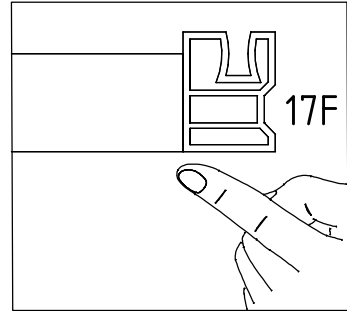
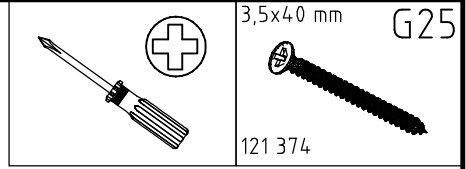
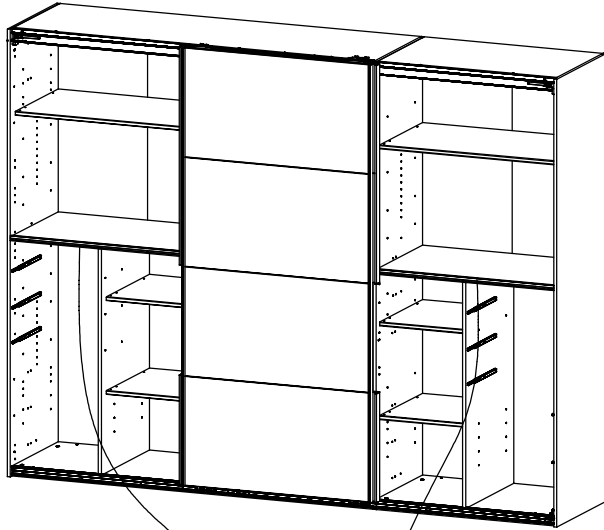
112 190



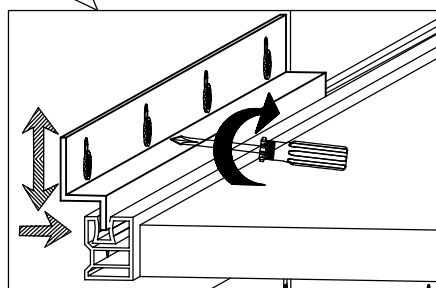
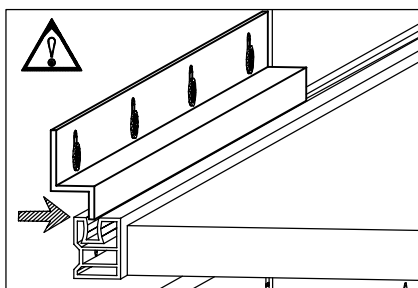
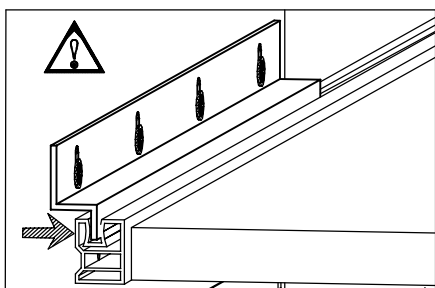
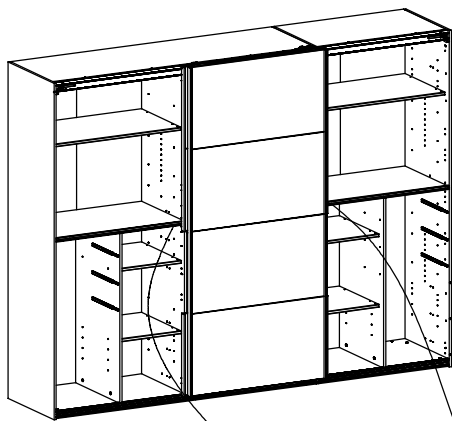
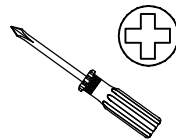




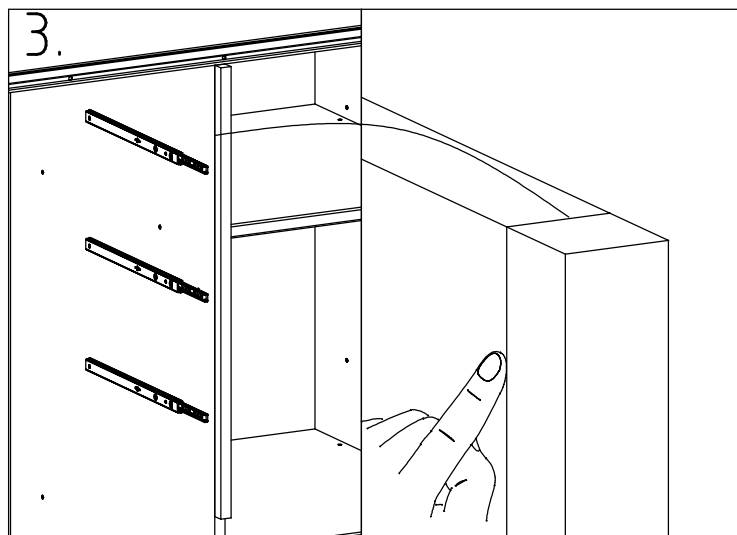
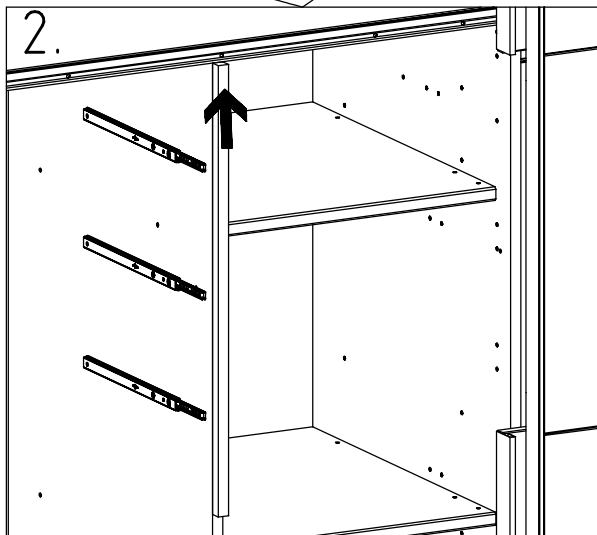
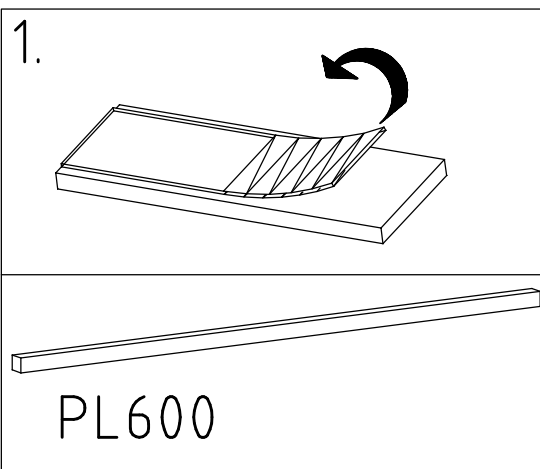
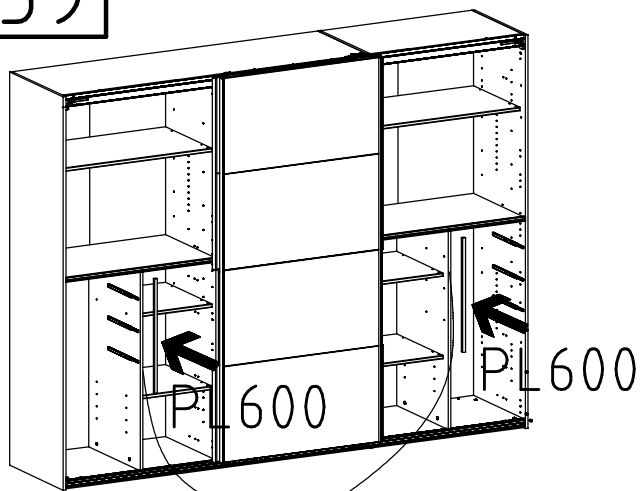


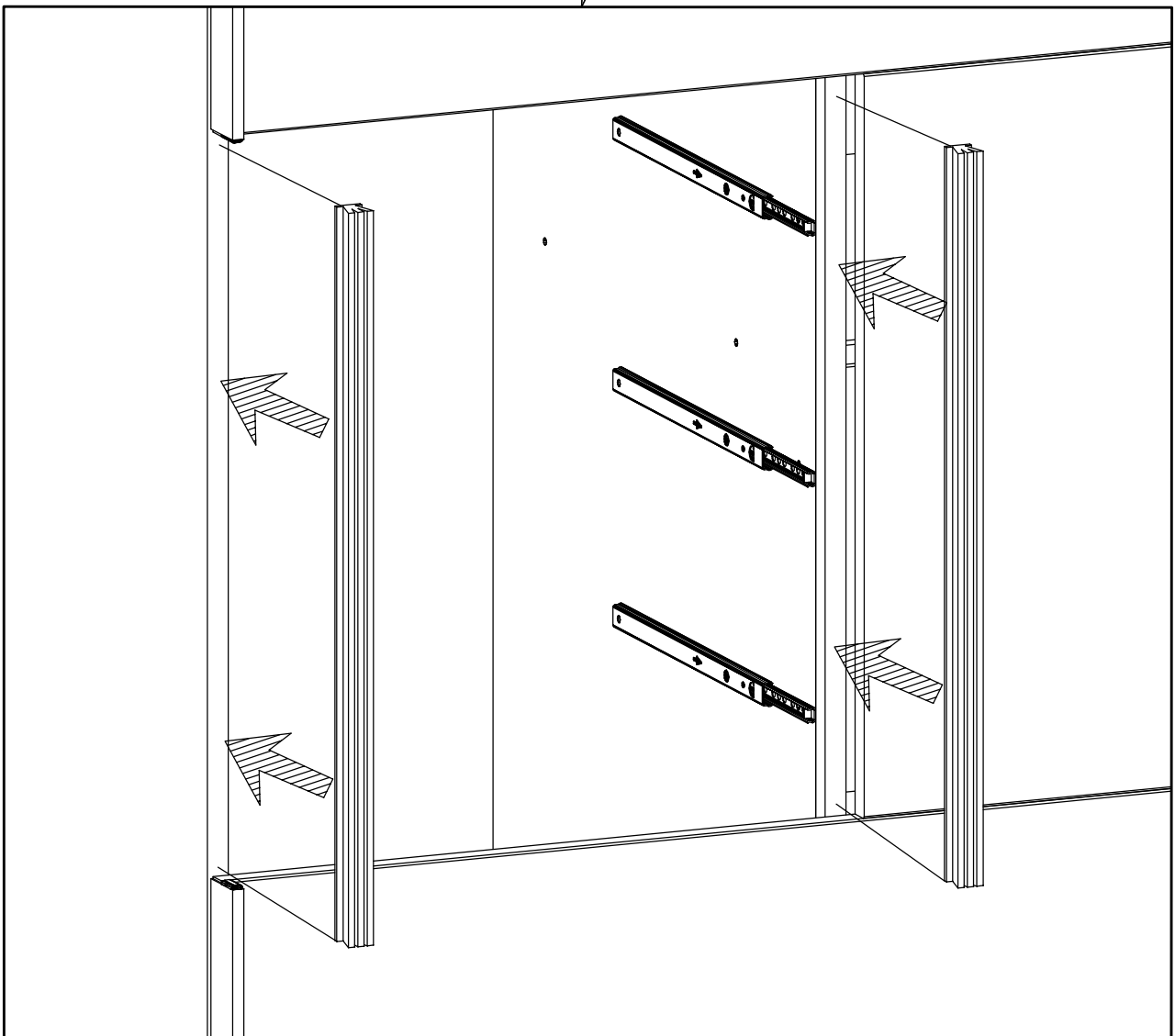
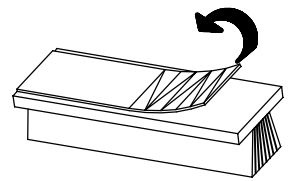

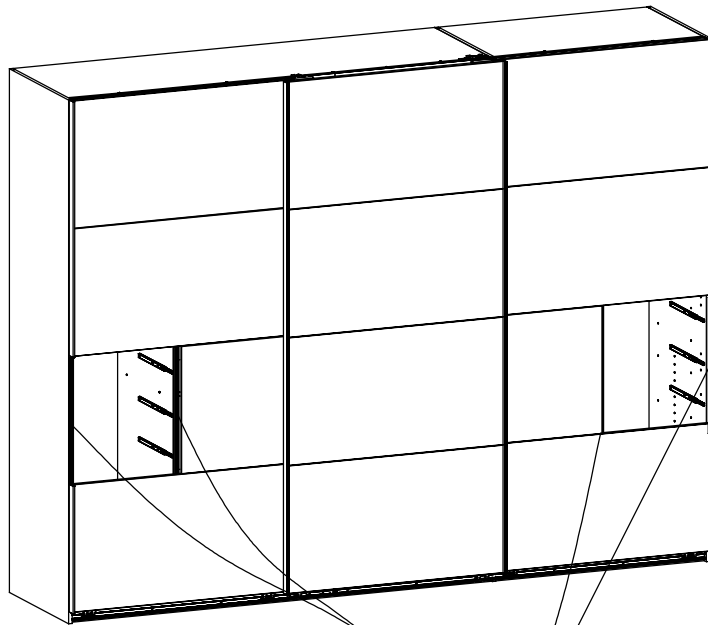
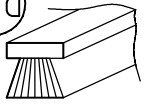


58

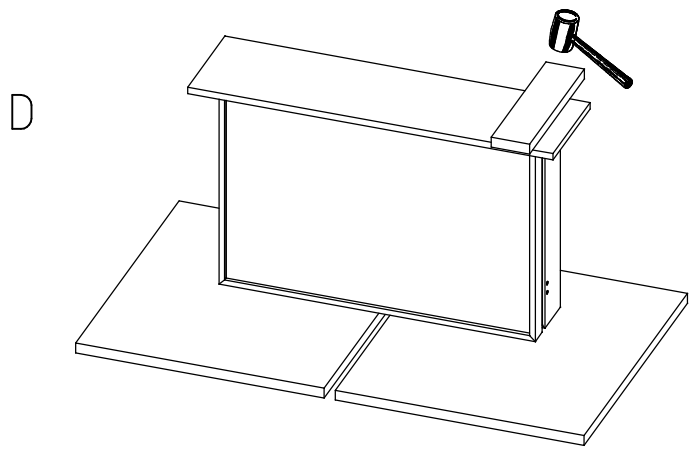
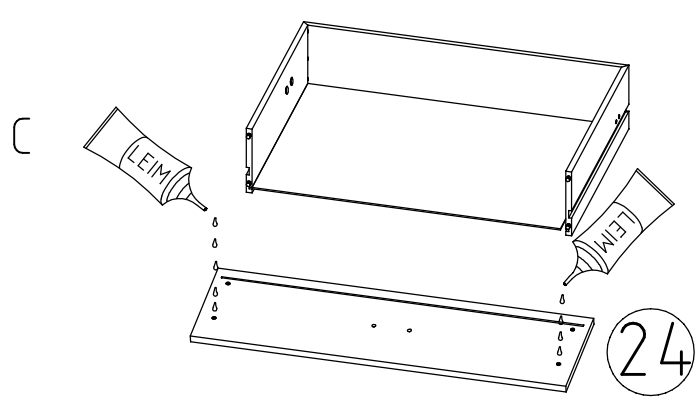
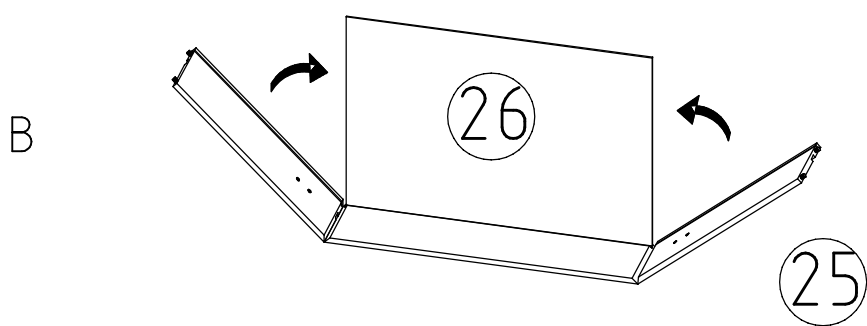
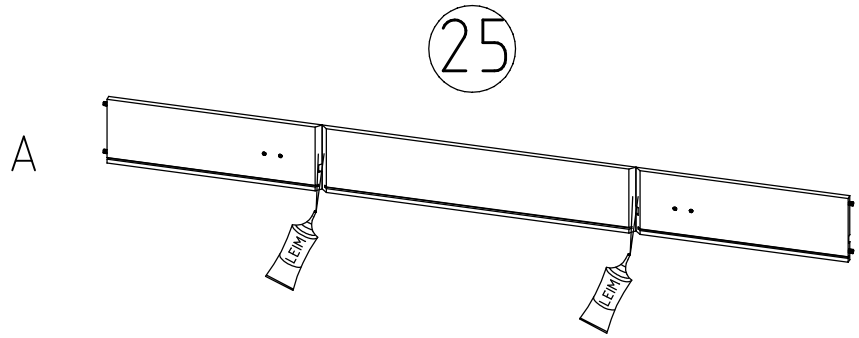
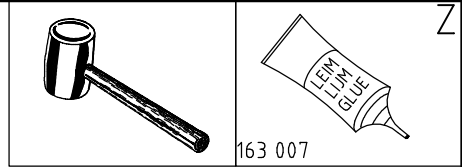


59

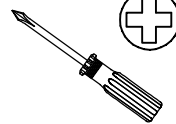




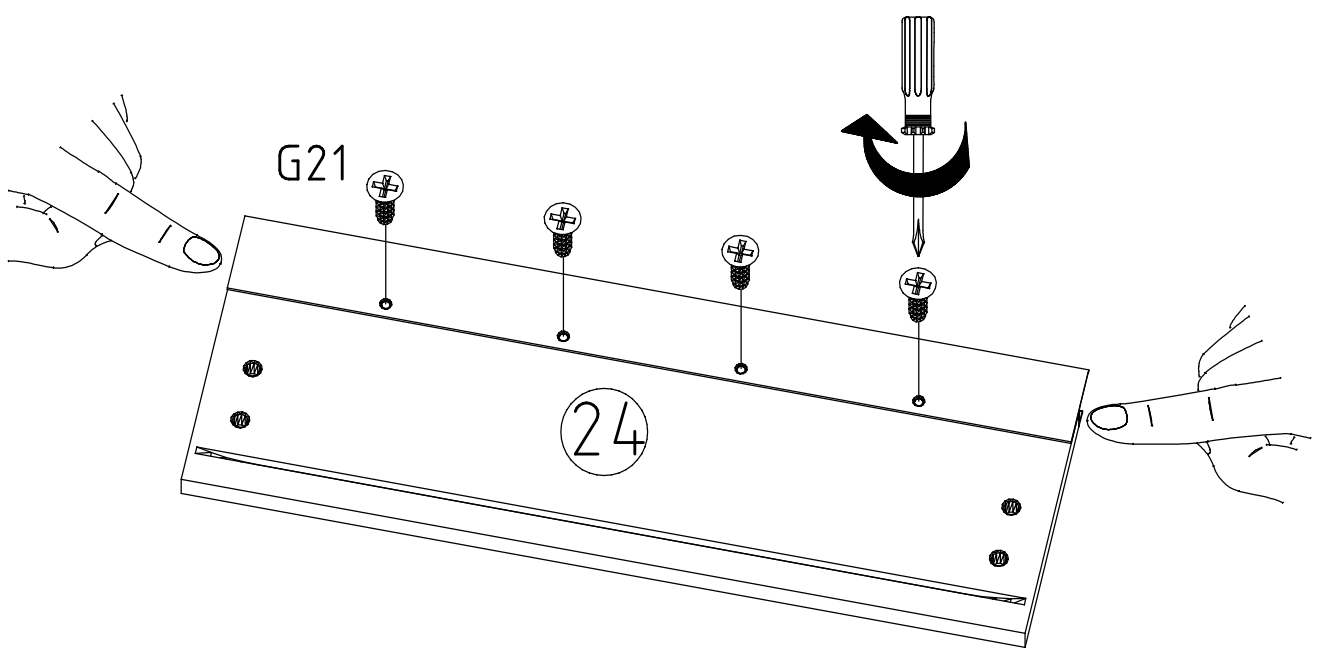
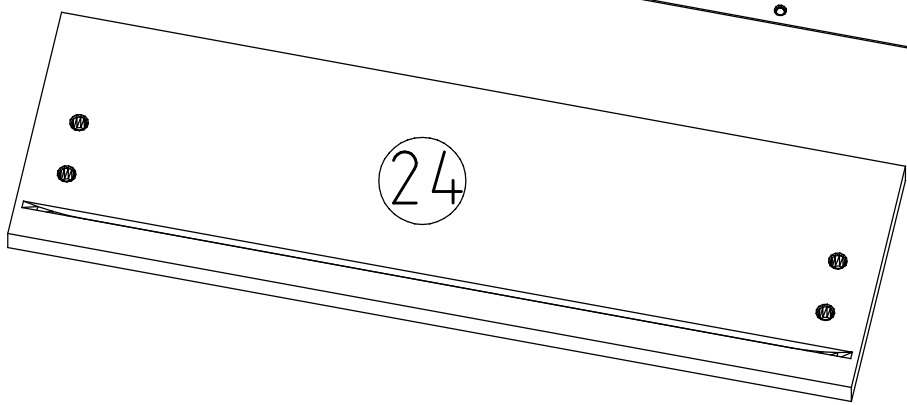
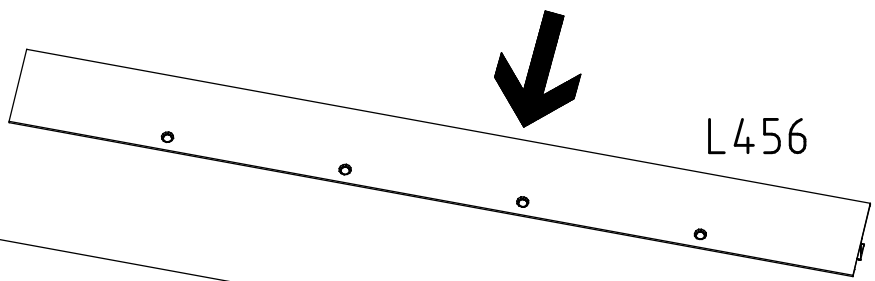
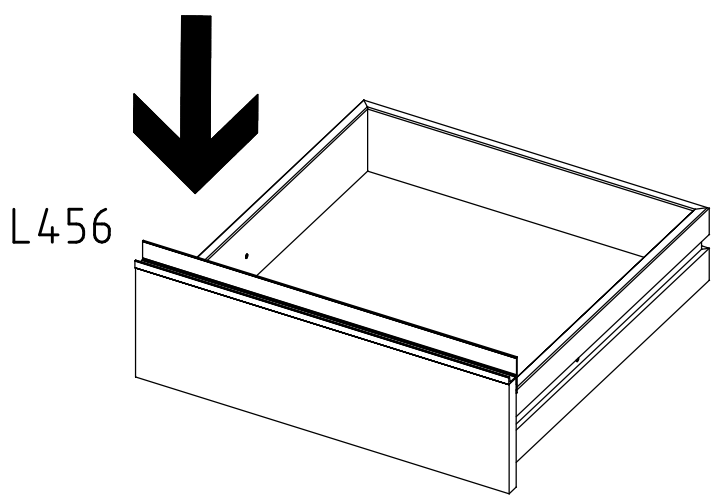


6x



6x

		3x13mm	G21
			
		121 113	



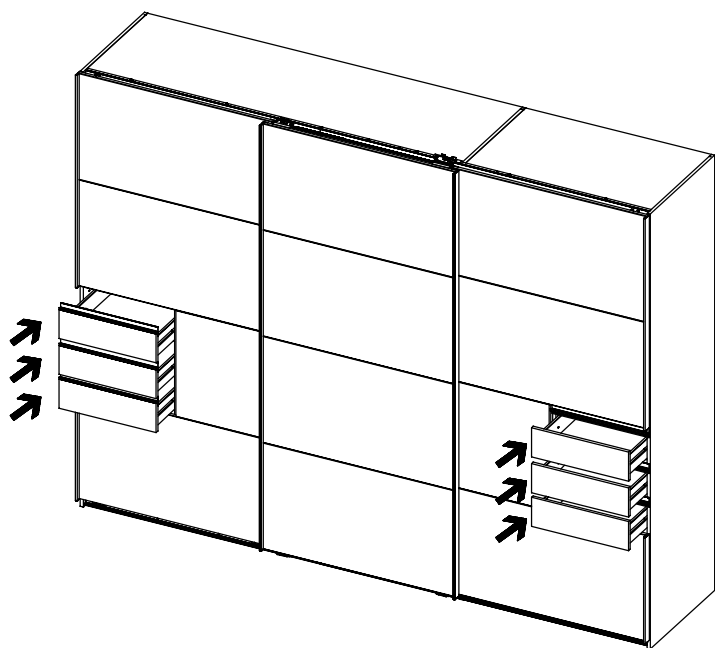
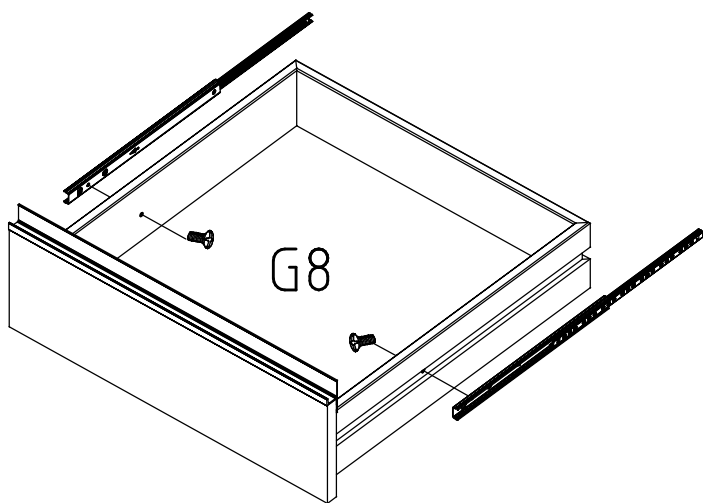
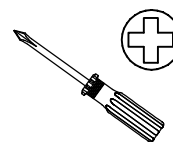
63

M4 x 9 mm

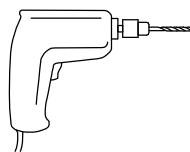

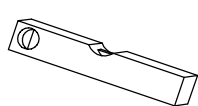
G8



111 015



64

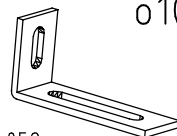


ø 8mm

SP15
4 X 15mm



121 120



o10

111 052

