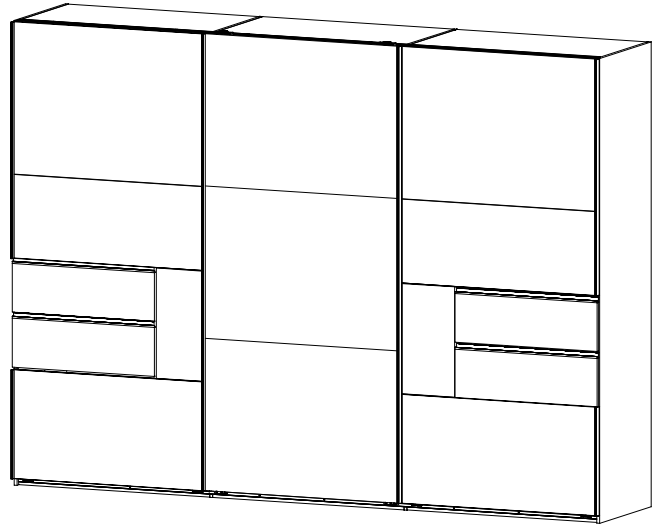
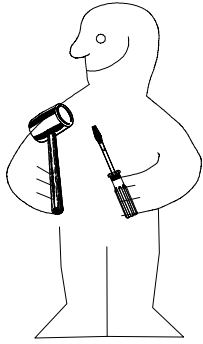

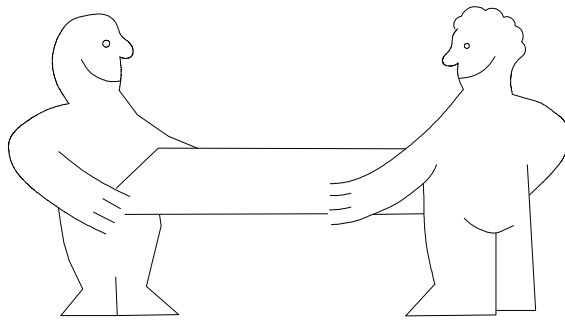











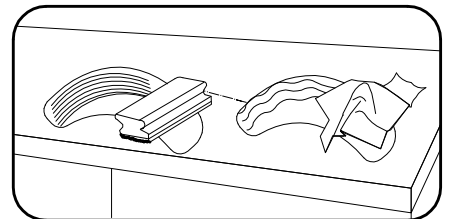
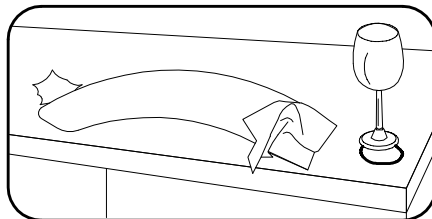
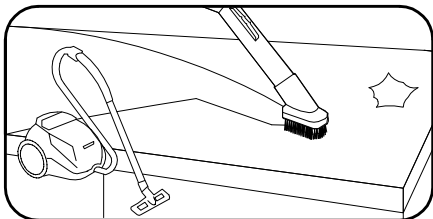



980736



HSP 300 3trg ASK



1-2-3-4... ○ ○



980736

24.06.24 / 15.08.24

08 24 | 1/30

⚠ DEU - deutsch WARNUNG - SICHERHEITSHINWEIS

Nicht fachgerecht montierte oder nicht bestimmungsgemäß genutzte Möbel können lebensgefährlich sein. Daher sind folgende Sicherheitshinweise unbedingt zu beachten:

- Die Montage der Möbel ist durch fachkundiges Personal anhand der Montageanleitung durchzuführen. Schrauben dürfen nicht überdreht werden. Kinder sind bei der Montage fernzuhalten.
- Alle Pakete sind zu öffnen und alle Montageanleitungen und Sicherheitshinweise zu lesen. Diese Dokumente sind aufzubewahren. Für die Montage sind nur Originalteile zulässig.
- Möbel mit beigelegter Wandbefestigung sind zwingend an der Wand zu befestigen. Dabei ist der beigelegte Sicherheitshinweis zur Wandbefestigung zu beachten.
- Möbel bergen Gefahren für Kinder: Achten Sie daher darauf, dass Kinder nicht in Schubladen oder auf andere Teile klettern oder sich daran hochziehen oder hängen.
- Die Möbel sind für folgende maximale Belastungen geeignet: Betten (pro Liegefläche): 100kg, Ankleidebänke: 110kg, Nachtschrank- und Kommodenplatten: 15kg, Paneel-Glasböden: 1kg, Wandoberflächen: bauartabhängig, Schubkästen: 5kg, Einlegeböden: 10kg, Kleiderstangen: 40kg, Hängeschränke: 20kg, Kleiderlift: 10kg, Bettschubkästen: 10kg.

⚠ ENG - english WARNING - SAFETY INSTRUCTIONS

Furniture that is not assembled correctly or not used as intended can be life-threatening. To avoid this danger and reduce the risk of injury, the following safety instructions must be observed:

- The furniture must be assembled by qualified personnel in accordance with the assembly instructions. Screws must not be overtightened. Keep children away during assembly.
- All packages must be opened and all assembly instructions and safety instructions must be read. These documents must be kept in a safe place. Only original parts may be used for assembly.
- Furniture with enclosed wall mounting must be fixed to the wall. The enclosed safety instructions for wall mounting must be observed.
- Furniture harbours dangers for children: Therefore, make sure that children do not climb into drawers or onto other parts or pull themselves up or hang from them.
- The furniture is suitable for the following maximum loads: Beds (per mattress base): 100kg, dresser benches: 110kg, bedside cabinet and chest of drawers tops: 15kg, panel glass shelves: 1kg, wall boards: depending on type, drawers: 5kg, fitted shelves: 10kg, clothes rails: 40kg, wall units: 20kg, clothes lift: 10kg, bed drawers: 10kg.

⚠ ESP - español ADVERTENCIA - INSTRUCCIONES DE SEGURIDAD

Los muebles que no se montan correctamente o no se utilizan conforme a lo previsto pueden poner en peligro la vida de las personas. Por lo tanto, se deben observar las siguientes instrucciones de seguridad:

- El mobiliario debe ser montado por personal cualificado de acuerdo con las instrucciones de montaje. Los tornillos no deben apretarse en exceso. Mantenga a los niños alejados durante el montaje.
- Deben abrirse todos los embalajes y leerse todas las instrucciones de montaje y de seguridad. Estos documentos deben guardarse en un lugar seguro. Para el montaje solo deben utilizarse piezas originales.
- Los muebles con fijaciones murales adjuntas deben fijarse a la pared. Deben observarse las instrucciones de seguridad adjuntas para el montaje mural.
- Los muebles encierran peligros para los niños: por eso, asegúrese de que los niños no se suban a los cajones o a otras partes, ni se tiren o cuelguen de ellos.
- Los muebles son adecuados para las siguientes cargas máximas: Camas (por somier): 100kg, Tocadores: 110kg, Tableros de mesillas y cajoneras: 15kg, Estantes de cristal: 1kg, Estantes de pared: según el tipo, cajones: 5 kg, estantes empotrados: 10 kg, barras de colgar: 40 kg, armarios altos: 20 kg, elevador de ropa: 10 kg, cajones de cama: 10 kg.

⚠ NED - nederlands WAARSCHUWING - VEILIGHEIDSIINSTRUCTIES

Meubels die niet correct gemonteerd zijn of niet gebruikt worden zoals bedoeld, kunnen levensgevaarlijk zijn. Daarom moeten de volgende veiligheidsinstructies in acht worden genomen:

- De meubels moeten door gekwalificeerd personeel worden geassembleerd volgens de montagehandleiding. Schroeven mogen niet te vast worden aangedraaid. Houd kinderen tijdens de montage uit de buurt.
- Alle verpakkingen moeten worden geopend en alle montage- en veiligheidsinstructies moeten worden gelezen. Deze documenten moeten goed worden bewaard. Voor de montage mogen alleen originele onderdelen worden gebruikt.
- Meubels met beigeleverde wandbevestigingen moeten aan de muur worden bevestigd. De bijgevoegde veiligheidsinstructies voor wandmontage moeten in acht worden genomen.
- Meubels houden gevaar in voor kinderen: zorg er daarom voor dat kinderen niet in lades of op andere onderdelen klimmen, zich eraan optrekken of eraan gaan hangen.
- De meubels zijn geschikt voor de volgende maximale belastingen: Bedden (per matrasbodem): 100kg, commodebanken: 110kg, nachtkastje en commodebladen: 15kg, glazen leiplanken: 1kg, wandplanken: afhankelijk van type, laden: 5kg, leiplanken: 10kg, kledingstangen: 40kg, hangelementen: 20kg, kledinglift: 10kg, bedladen: 10kg.

⚠ FRA - français AVERTISSEMENT - CONSIGNE DE SÉCURITÉ

Les meubles qui ne sont pas montés dans les règles de l'art ou qui ne sont pas utilisés conformément à leur destination peuvent présenter un danger de mort. Par conséquent, les consignes de sécurité suivantes doivent être respectées :

- Le montage des meubles doit être effectué par un personnel compétent à l'aide des instructions de montage. Les vis ne doivent pas être trop serrées. Éloignez les enfants pendant le montage.
- Tous les paquets doivent être ouverts et toutes les instructions de montage et les consignes de sécurité doivent être lues. Ces documents doivent être conservés. Seules les pièces d'origine sont autorisées pour le montage.
- Les meubles avec fixation murale jointe doivent impérativement être fixés au mur. Ce faisant, il convient de respecter la consigne de sécurité jointe relative à la fixation murale.
- Les meubles présentent des dangers pour les enfants : veillez donc à ce que les enfants ne grimpent pas dans les tiroirs ou sur d'autres éléments, ne s'y hissent pas et ne s'y pendent pas.
- Les meubles sont adaptés aux charges maximales suivantes : Lits (par surface de couchage) : 100kg, bancs de dressing : 110kg, panneaux de chevet et commodes : 15kg, étagères en verre de panneau : 1kg, tableaux muraux : en fonction du type de construction, tiroirs : 5kg, étagères : 10kg, barres de penderie : 40kg, armoires suspendues : 20kg, ascenseur à vêtements : 10kg, tiroirs de lit : 10kg.

⚠ ITA - Italiano AVVERTIMENTO - ISTRUZIONI DI SICUREZZA

I mobili non montati correttamente o non utilizzati come previsto possono essere pericolosi per la vita. Per evitare questo pericolo e ridurre il rischio di lesioni, è necessario osservare le seguenti istruzioni di sicurezza:

- I mobili devono essere assemblati da personale qualificato secondo le istruzioni di montaggio. Le viti non devono essere serrate eccessivamente. Tenere lontani i bambini durante il montaggio.
- Tutte le confezioni devono essere aperte e tutte le istruzioni di montaggio e di sicurezza devono essere lette. Questi documenti devono essere conservati in un luogo sicuro. Per il montaggio devono essere utilizzati solo pezzi originali.
- I mobili con montaggio a parete devono essere fissati alla parete. Osservare le istruzioni di sicurezza allegate per il montaggio a parete.
- I mobili nascondono pericoli per i bambini: Pertanto, assicuratevi che i bambini non si arrampichino sui cassetti o su altre parti, né si tirino su o si appendano ad essi.
- I mobili sono adatti ai seguenti carichi massimi: Letti (per rete): 100 kg, panche per comò: 110 kg, piani di comodini e cassettiere: 15 kg, ripiani in vetro: 1 kg, pannelli a muro: a seconda del tipo, cassetti: 5 kg, mensole a muro: 10 kg, appendiabiti: 40 kg, pensili: 20 kg, alzabiti: 10 kg, cassetti del letto: 10 kg.

⚠ POL - polski OSTRZEŻENIE - INSTRUKCJE BEZPIECZEŃSTWA

Nieprawidłowo zmontowane lub użytkowane niezgodnie z przeznaczeniem meble mogą stanowić zagrożenie dla życia. Dlatego należy przestrzegać następujących instrukcji bezpieczeństwa:

- Meble muszą być montowane przez wykwalifikowany personel zgodnie z instrukcją montażu. Śrub nie wolno dokręcać zbyt mocno. Trzymaj dzieci z daleka podczas montażu.
- Należy otworzyć wszystkie opakowania i przeczytać wszystkie instrukcje montażu i instrukcje bezpieczeństwa. Dokumenty te należy przechowywać w bezpiecznym miejscu. Do montażu można używać wyłącznie oryginalnych części.
- Meble z dołączonymi mocowaniami ściennymi muszą być przymocowane do ściany. Należy przestrzegać załączonych instrukcji bezpieczeństwa dotyczących montażu na ścianie.
- Meble są niebezpieczne dla dzieci: dlatego należy upewnić się, że dzieci nie wspinają się do szuflad lub na inne części, nie podciągają się ani nie wiszą z nich.
- Meble są przystosowane do następujących maksymalnych obciążeń: Łóżka (za podstawę materaca): 100kg, ławy komody: 110kg, blaty szafek nocnych i komód: 15kg, półki szklane panelowe: 1kg, płyty ścienne: w zależności od typu, szuflady: 5kg, półki dopasowane: 10kg, drążki na ubrania: 40kg, szafki wiszące: 20kg, podnośnik do ubrań: 10kg, szuflady łóżek: 10kg.

⚠ POR - portuguese AVISO - INSTRUÇÕES DE SEGURANÇA

A montagem incorrecta ou a utilização incorrecta de um móvel pode pôr em risco a sua vida. Por conseguinte, é essencial respeitar as seguintes instruções de segurança:

- A montagem dos móveis deve ser efectuada por pessoal qualificado e de acordo com as instruções de montagem. Os parafusos não devem ser demasiado apertados. As crianças devem ser mantidas afastadas durante a montagem.
- Todas as embalagens devem ser abertas e todas as instruções de montagem e de segurança devem ser lidas. Estes documentos devem ser guardados num local seguro. Para a montagem, só podem ser utilizadas peças originais.
- Os móveis com fixações de parede incluídas devem ser fixados à parede. As instruções de segurança anexas para a montagem na parede devem ser respeitadas.
- Os móveis comportam perigos para as crianças: por isso, certifique-se de que as crianças não sobem para as gavetas ou para outras peças, nem se puxam para cima ou se penduram nelas.
- Os móveis são adequados para as seguintes cargas máximas: Camas (por base de colchão): 100 kg, bancos de vestir: 110 kg, tampos de armários de cabeceira e de cómodas: 15 kg, prateleiras de vidro: 1 kg, Prateleiras de parede: 7,5 kg consoante o tipo, gavetas: 5 kg, prateleiras embutidas: 10 kg, varões para roupa: 40 kg, móveis de parede: 20 kg, elevador de roupa: 10 kg, gavetas de cama: 10 kg.

⚠ SVN - slovensko OPOZORILO - VARNOSTNA OPOMBA

Pohištvo, ki ni pravilno sestavljeno ali se ne uporablja, kot je predvideno, lahko ogrozi življenje. Da bi se izognili tej nevarnosti in zmanjšali tveganje poškodb, je treba upoštevati naslednja varnostna navodila:

- Pohištvo mora sestaviti uposobljeno osebo po navodilih za sestavljanje. Vijaki ne smejo biti prevrač zategnjeni. Med sestavljanjem se morajo otroci izogibati.
- Vse pakete je treba odpreti in prebrati vsa navodila za montažo in varnostna navodila. Te dokumente je treba hraniti na varnem mestu. Za sestavljanje se lahko uporabljajo samo originalni deli.
- Pohištvo s priloženimi stenskimimi pritrdilji je treba pritrditi na steno. Upoštevati je treba priložena varnostna navodila za pritrditev na steno.
- Pohištvo skriva nevarnosti za otroke: zato poskrbite, da otroci ne bodo plezali v predale ali na druge dele, se dvigovali ali obešali z njih.
- Pohištvo je primerno za naslednje največje obremenitve: (na vzmetnico): Vgradni predali: 100 kg, komoda: 110 kg, vrhovi nočnih omaric in komod: 15 kg, steklene police: 1 kg, stenske plošče: odvisno od vrste, predali: 5 kg, vgradne police: 10 kg, vodila za oblačila: 40 kg, stenske enote: 20 kg, dvigalo za oblačila: 10 kg, posteljni predali: 10 kg.

⚠ CZE - český VAROVÁNÍ - BEZPEČNOSTNÍ UPOZORNĚNÍ

Nábytek, který není správně sestaven nebo není používán v souladu se svým určením, může být životu nebezpečný. Abyste tomuto nebezpečí předešli a snížili riziko zranění, je nezbytné dodržovat následující bezpečnostní pokyny:

- Montáž nábytku musí provádět kvalifikovaný personál podle montážního návodu. Šrouby nesmí být příliš utahány. Děti musí být během montáže drženy mimo dosah.
- Všechna balení musí být otevřena a musí být přečteny všechny montážní a bezpečnostní pokyny. Tyto dokumenty musí být uloženy na bezpečném místě. K montáži se smí používat pouze originální díly.
- Nábytek s příloženými nástennými úchyty musí být připevněn ke stěně. Je třeba dodržovat příložené bezpečnostní pokyny pro montáž na stěnu.
- Nábytek skrývá nebezpečí pro děti: Dbejte proto na to, aby děti nelezly do zásuvek nebo na jiné části, nevytahovaly se na ně nebo z nich nevisely.
- Nábytek je vhodný pro následující maximální zatížení: (na podklad matrace): (na matraci): 100 kg, lavičky komody: 110 kg, desky nočních stolků a komody: 15 kg, skleněné police: 1 kg, nástěnné desky: podle typu, zásuvky: 5 kg, skleněné police: 10 kg, věšáky na oblečení: 40 kg, nástěnné skříňky: 20 kg, zvedák na obědění: 10 kg, zásuvky postele: 10 kg.

⚠ HUN - magyar FIGYELMEZTETÉS - BIZTONSÁGI MEGJEGYZÉS

A nem megfelelően összeszerelt vagy nem rendeltetészerűen használt bútorköz élevesélyesek lehetnek. Ezért a következő biztonsági utasításokat kell betartani:

- A bútorköz szakképzett személyzetnek kell összeszerelnie az összeszerelési útmutató alapján. A csavarokat nem szabad túlhúzni. Az összeszerelés során a gyerekeket távol kell tartani.
- Minden csomagot fel kell bontani, és el kell olvasni az összes összeszerelési útmutatót és biztonsági utasítást. Ezeket a dokumentumokat biztonságos helyen kell tárolni. Az összeszereléshez csak eredeti alkatrészeket szabad felhasználni.
- A mellékelt falkarokkal ellátott bútorköz a falhoz kell rögzíteni. A mellékelt, falra szerelésre vonatkozó biztonsági utasításokat be kell tartani.
- A bútorköz veszélyeket rejtenek a gyermekek számára: Ezért ügyeljen arra, hogy a gyermekek ne másszanak be a fiókokba vagy más részekre, illetve ne húzzák fel magukat vagy ne lógnak le róluk.
- A bútorköz következő maximális terhelésekre alkalmas: Ágyak (matracbeteletéknél): 100 kg, komód: 110 kg, éjjeliszekrény és komód felsők: 15 kg, ívegpólok: 1 kg, falpanelek: tipustól függően, fiókok: 5 kg, beépített pólok: 10 kg, ruhatartó sín: 40 kg, fali szekrények: 20 kg, ruhanemű: 10 kg, ágyneműtartók: 10 kg.

⚠ SVK - slovenský UPOZORNENIE - BEZPEČNOSTNÉ UPOZORNENIE

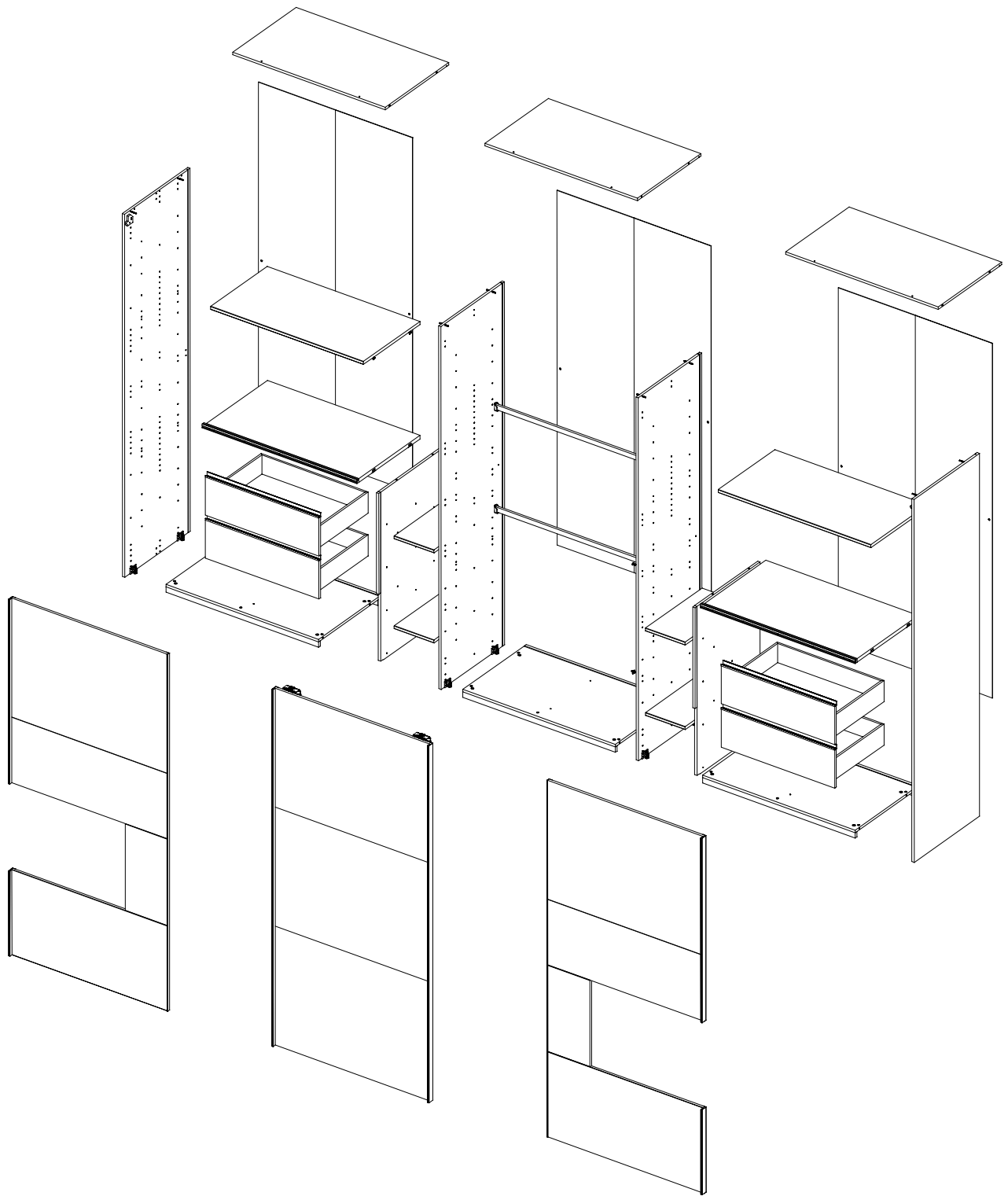
Nábytok, ktorý nie je správne zmontovaný alebo sa nepoužíva podľa určenia, môže byť životu nebezpečný. Preto je potrebné dodržiavať nasledujúce bezpečnostné pokyny:




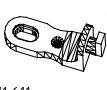

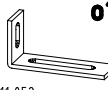
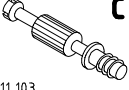

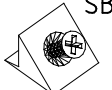





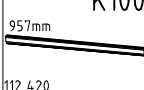

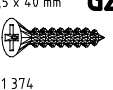






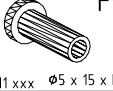
- Nábytok musí montovať kvalifikovaný personál podľa montážneho návodu. Skrutky sa nesmú príliš utahovať. Počas montáže držte deti mimo dosahu.
- Všetky obaly sa musia otvoriť a musia sa prečítať všetky montážne pokyny a bezpečnostné pokyny. Tieto dokumenty sa musia uchovávať na bezpečnom mieste. Na montáž sa môžu používať len originálne diely.
- Nábytok s príloženými nástennými úchytmi musí byť pripavený k stene. Nábytok s príloženými nástennými úchytmi musí byť pripavený k stene.
- Nábytok skrýva nebezpečenstvo pre deti: Preto dajte na to, aby deti nelezli do zásuviek alebo na iné časti, aby sa na ne nevytahovali alebo sa z nich nezavesovali.
- Nábytok je vhodný pre nasledujúce maximálne zaťaženia: (na matrac): 100 kg, komoda: 110 kg, dosky nočných stolíkov a komody: 15 kg, sklenené police: 1 kg, stenové panely: v závislosti od typu, zásuvky: 5 kg, vstavané police: 10 kg, kolíajníčky na šaty: 40 kg, nástenné skrinky: 20 kg, výtah na šaty: 10 kg, zásuvky postele: 10 kg.


⚠ SRB - Srpski UPOZORENJE - SIGURNOSNA OBAVEŠTENJA









Nameštaj koji nije pravilno sastavljen ili korišćen prema nameni može biti opasan po život. Kako biste izbegli ovu opasnost i smanjili rizik od povreda, važno je pridržavati se sledećih sigurnosnih uputstava:









- Nameštaj mora sastaviti kvalifikovano osoblje prema uputstvima za sastavljanje. Vijci se ne smeju previše zategnuti. Držite decu na udaljenosti prilikom montaže.
- Svi paketi moraju biti otvoreni i pročitana sva uputstva za sastavljanje i sigurnosna uputstva. Ovi dokumenti se moraju čuvati. Za montažu su dopuštene samo originalni delovi.
- Nameštaj sa uključivim okovom za postavljanje na zid mora biti pričvršćen na zid u organizaciji kupca. Morate se pridržavati priloženih sigurnosnih uputstava.
- Nameštaj predstavlja potencijalnu opasnost za decu.Zbog toga, obezbedite da se decu ne penju po fiolkama ili drugim delovima nameštaja, da se ne povlače ili vise na njima.
- Nameštaj je pogodan za sledeća maksimalna opterećenja: Kreveti (po bazi kreveta): <100 kg; Klupe: 110 kg; noćni ormarići i dodaci za komode: 15 kg; staklene police: 1 kg; zidne police u zavisnosti od vrste: 5 kg; ugradne police: 10 kg; garderobna šipka za odeću: 40 kg; zidne jedinice: 20 kg; podizač odeće: 10 kg, police za krevet: 10 kg.













 A1 111 149	24x	 S0 111 300	15x	 K2 117 002	4x	 J2 111 611	9x	 Q45 112 220/1	4x	 o10 111 052	1x
 C 111 103	8x	 V12 111 xxx φ12	15x	 SBV	32x	 T1 6,3 x 10,5 mm	30x	 T3 M6 x 10	8x	 SP13 121 122	4x
 F3	8x	 G1 121 xxx 3,5 x 15 mm	42x	 K100 957mm	2x	 L8 112 055	24x	 G25 3,5 x 40 mm	14x	 D8 121 152 φ18 x 8 x 4	12x
 F 111 229	8x	 VB23 121 370	8x	 D 112 420	4x	 Z 111 607	4x	 G21 3 x 13 mm	16x	 F5 121 113	8x

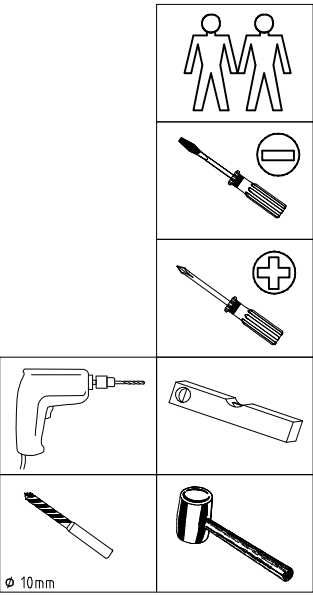
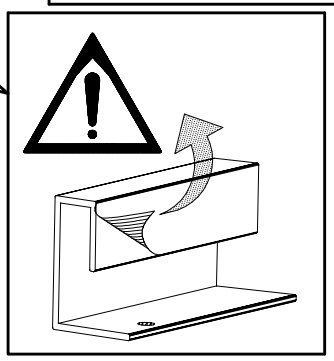
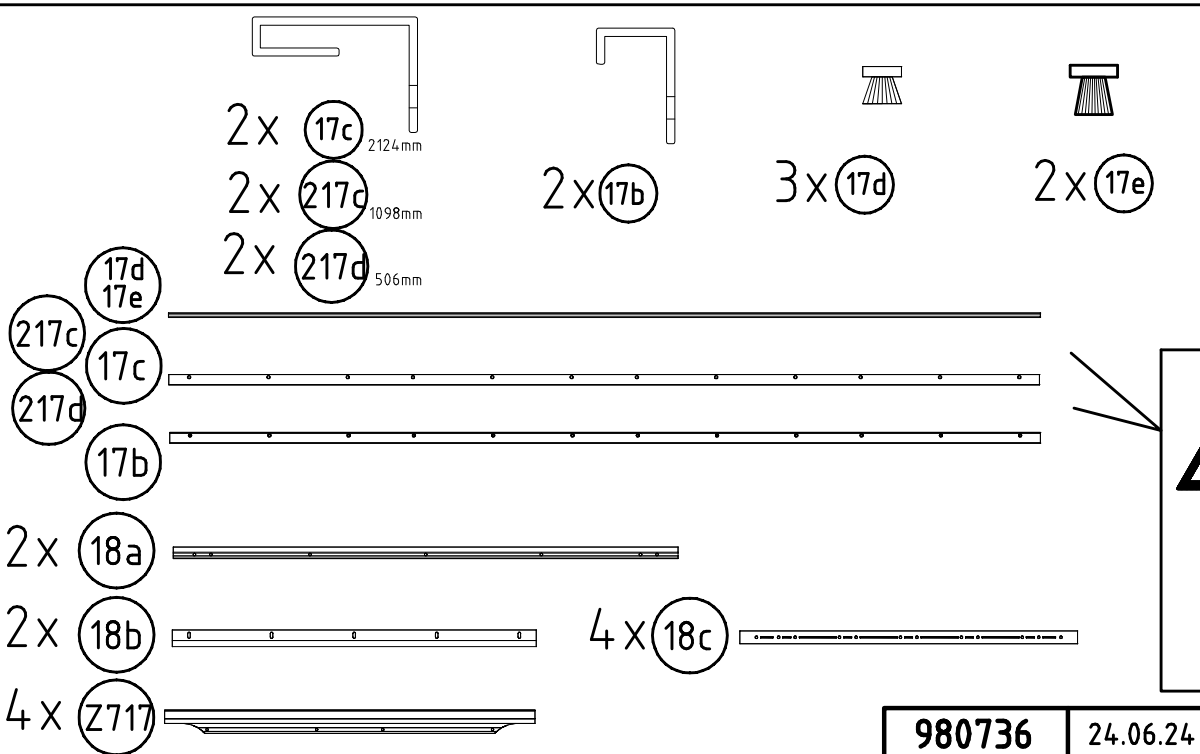
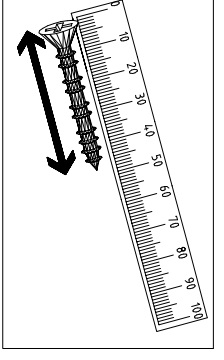
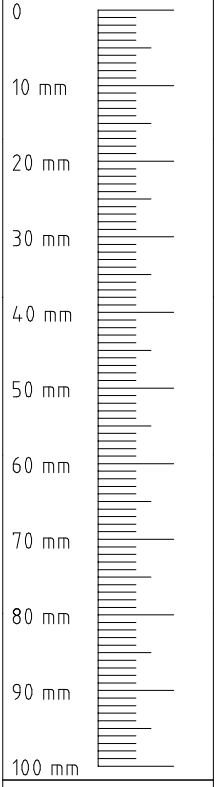
 MS 14 121 010	8x
--	----

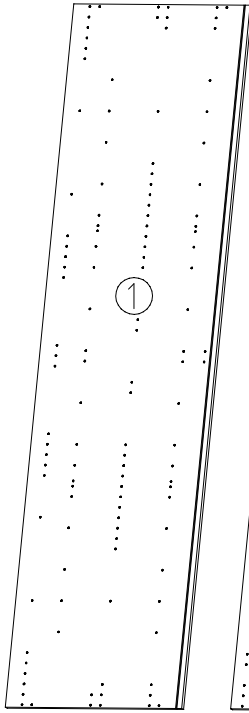
 SW-LP L=2920/1151+1769	1x
 SW-FP L=2920/1150+1768	1x
 SW-AS	2x
 SW-SKL	1x
 SW-SKR	1x
 SW-F1	6x
 SW-F2	4x
 SW-F3	2x

 SW-ST	2x
 SW-M6x20	2x
 GH13 M4 x 13 mm 121 xxx	6x
 G43 M4 x 10 mm 121 xxx	6x
 SW-LA LA12117	2x
 SW-LB LA12116	2x
 SW-LD LA12175	1x
 SW-LE LA12176	1x

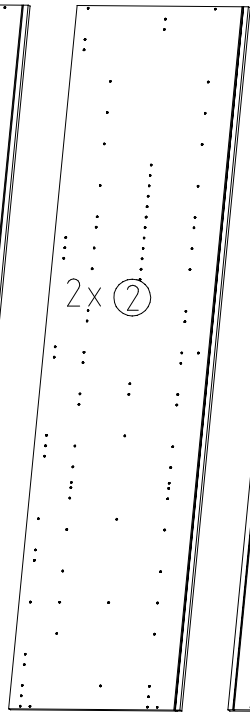
 SW-AMD	1x
 SW-SKM	3x
 SW-STM	1x
 G1 3,5 x 15 mm 121 370	14x
 G14 3,5 x 35 mm 121 375	2x
 SP13 4 X 13mm 121 122	136x
 T2 6,3 x 10,5 mm 111 030	38x
 H5 114 183	8x

 SW-M4x8	2x
 SW-M4	2x

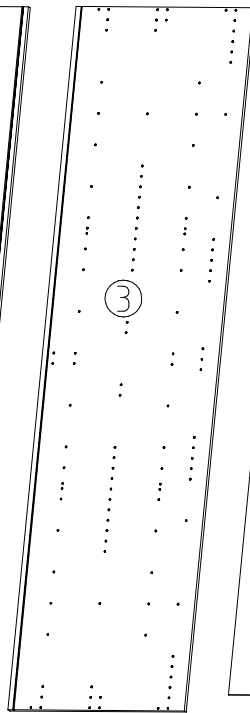





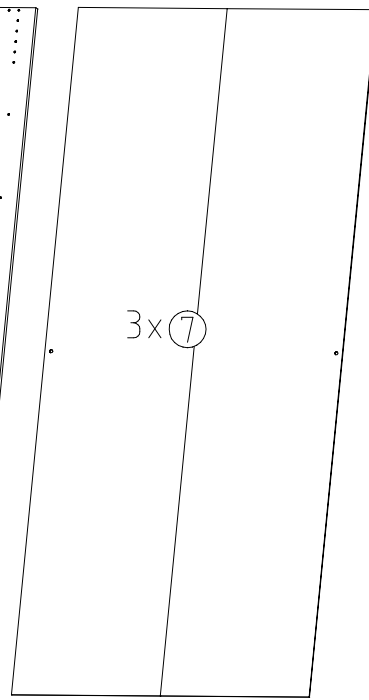
2160x577x15



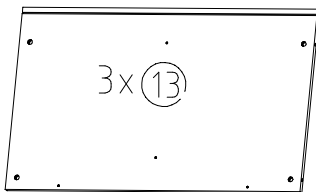
2160x560x15



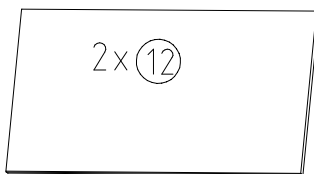
2160x577x15




2111x973x2,5



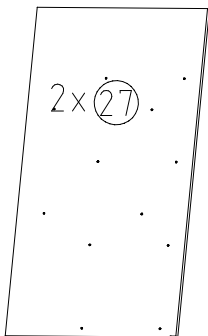
964x560x15



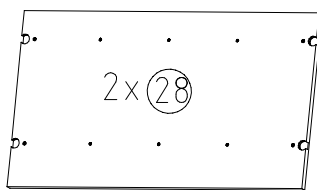
964x500x18



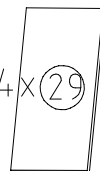
964x560x47



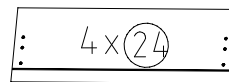
1009x540x15



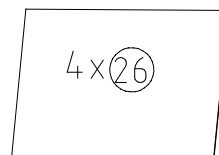
964x540x22



250x500x18



717x227x15



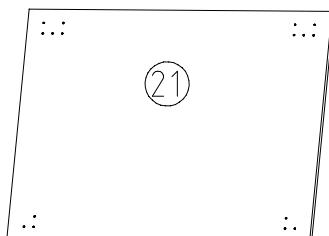
661x449x2,5



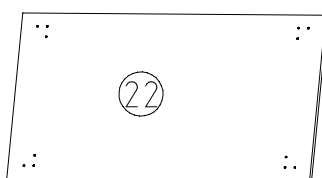
660x16x15



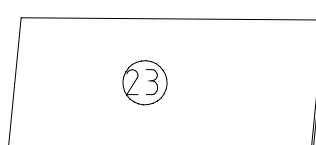
450/675/450x126x12




5x 990x708x15



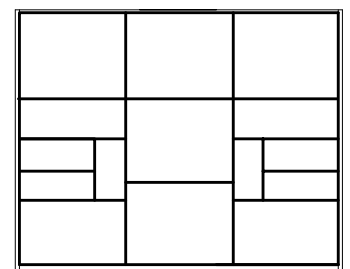
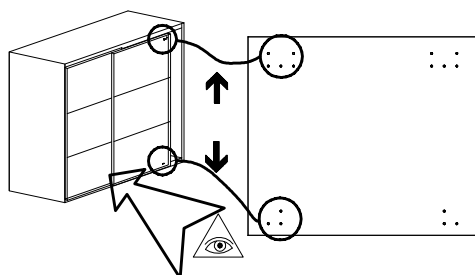
2x 990x508x15



2x 990x392x15



2x 268x516x15



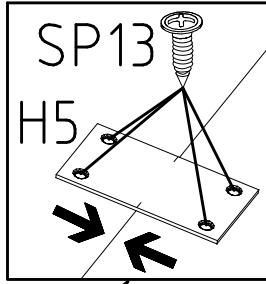
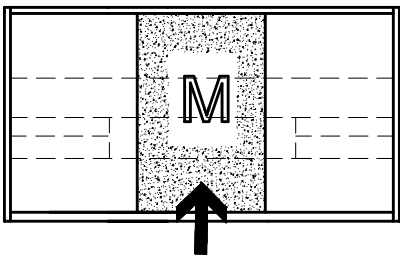
L M R

980736

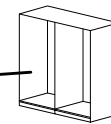
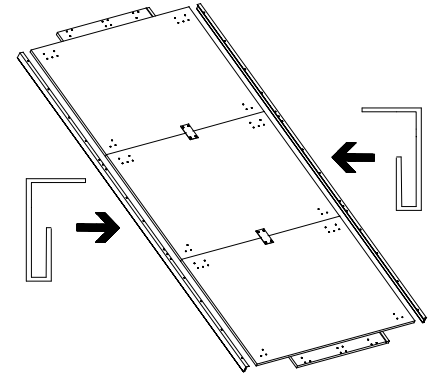
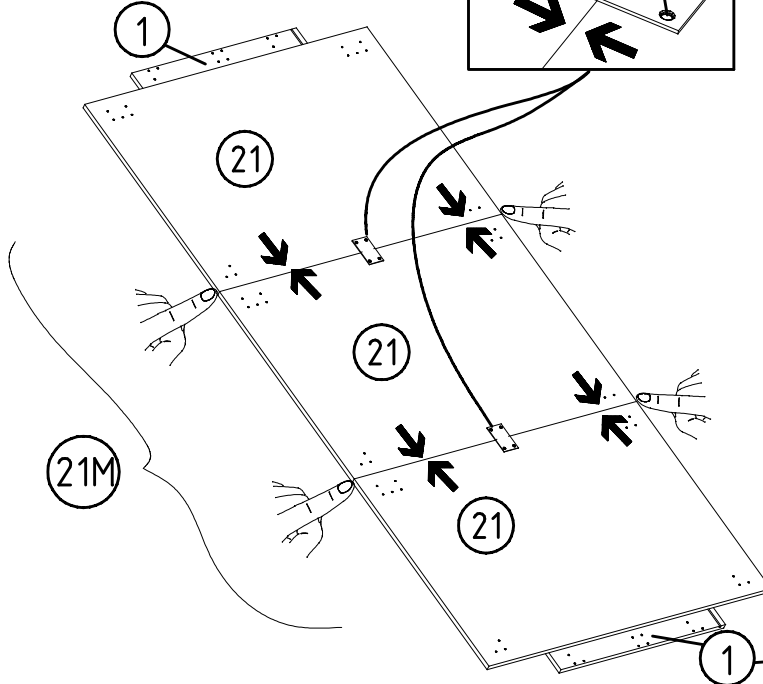
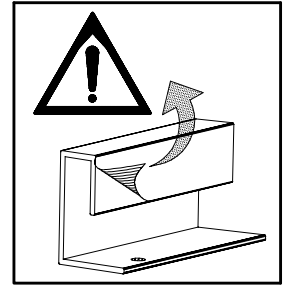
24.06.24 / 15.08.24

08 24 4/30

1

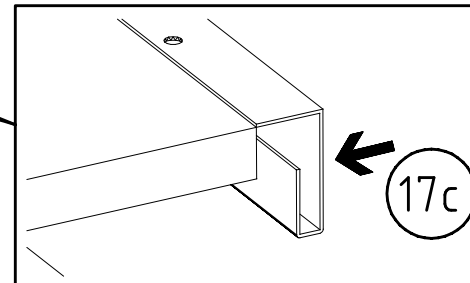
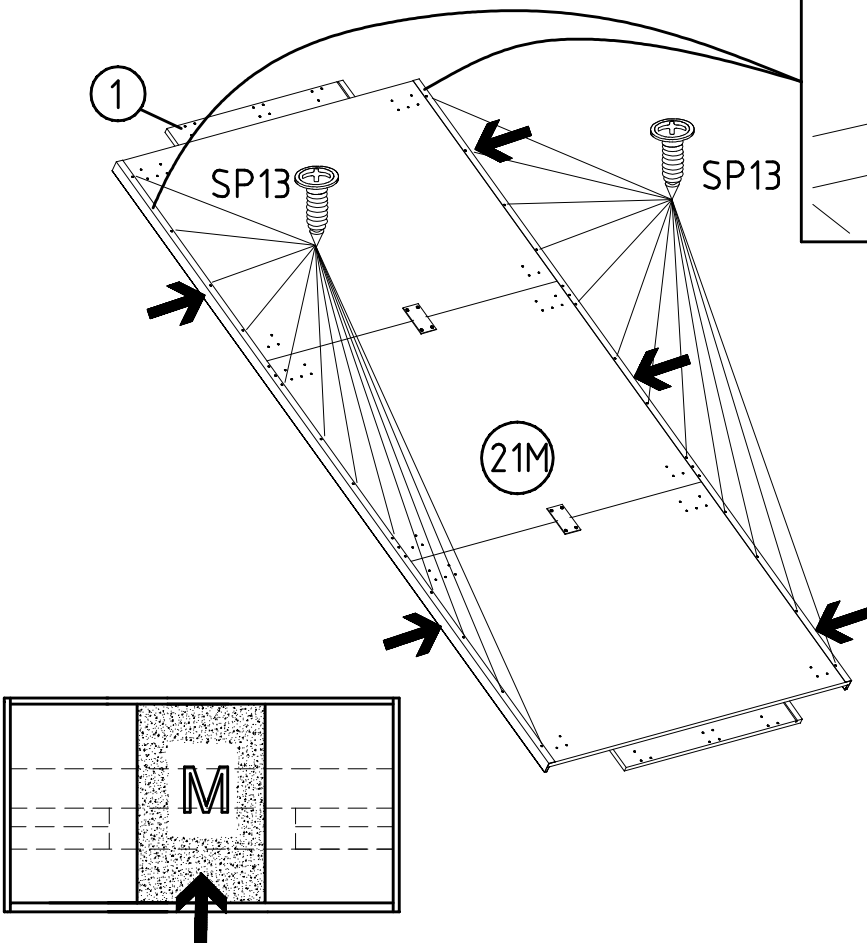


H5 4 X 13mm SP13
 114 183 121 122



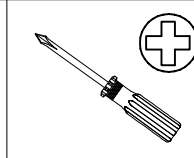
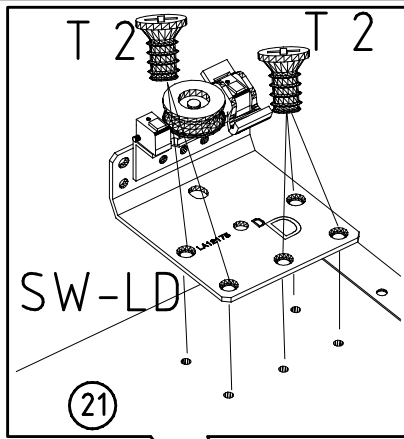
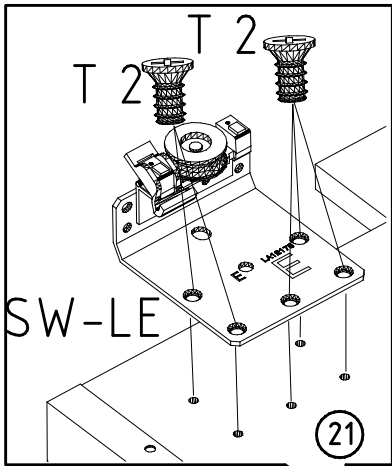
2x (17c)

2

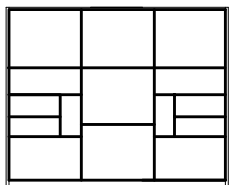
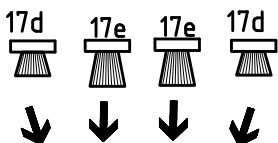
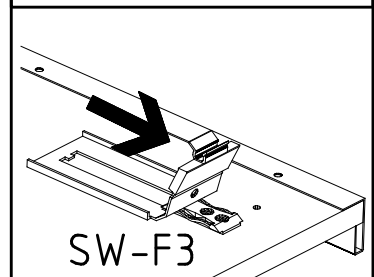
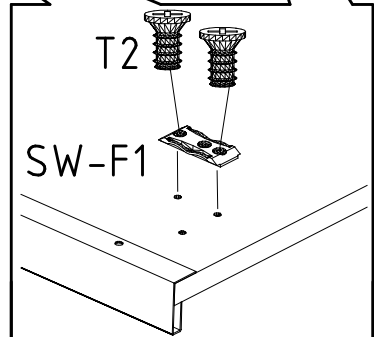
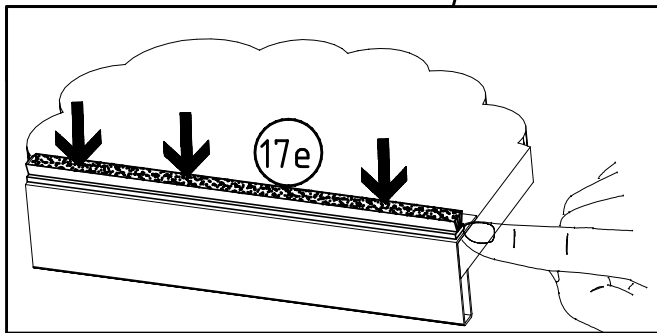


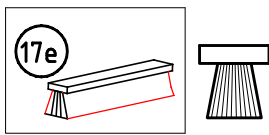
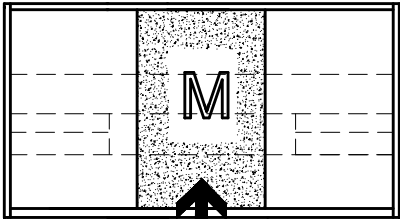
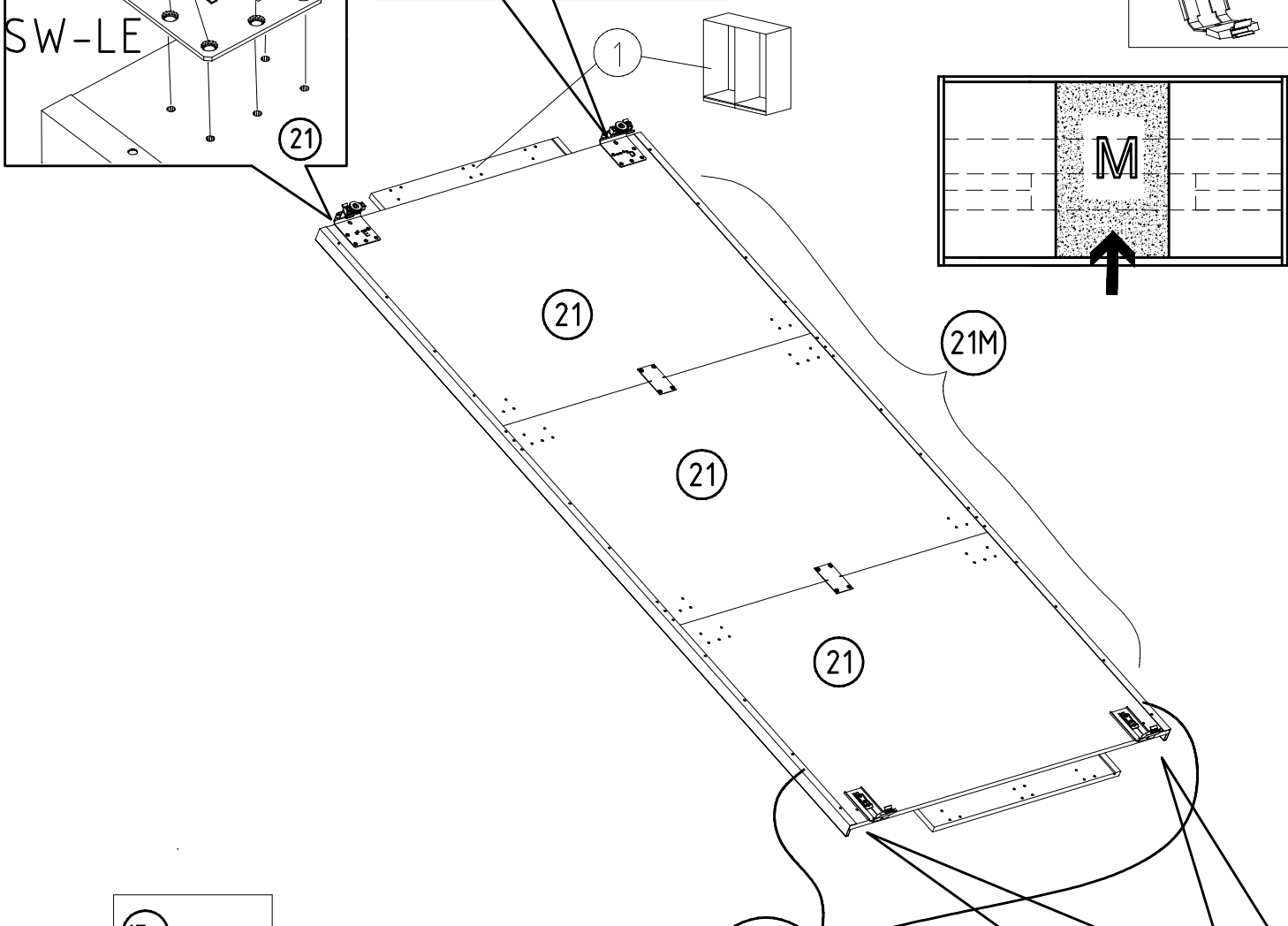

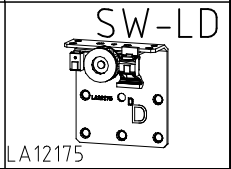

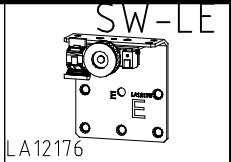
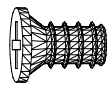


SP13 4 X 13mm
 121 122

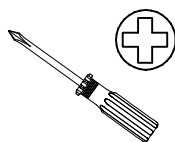
3a



6,3 x 10,5 mm T2



3b



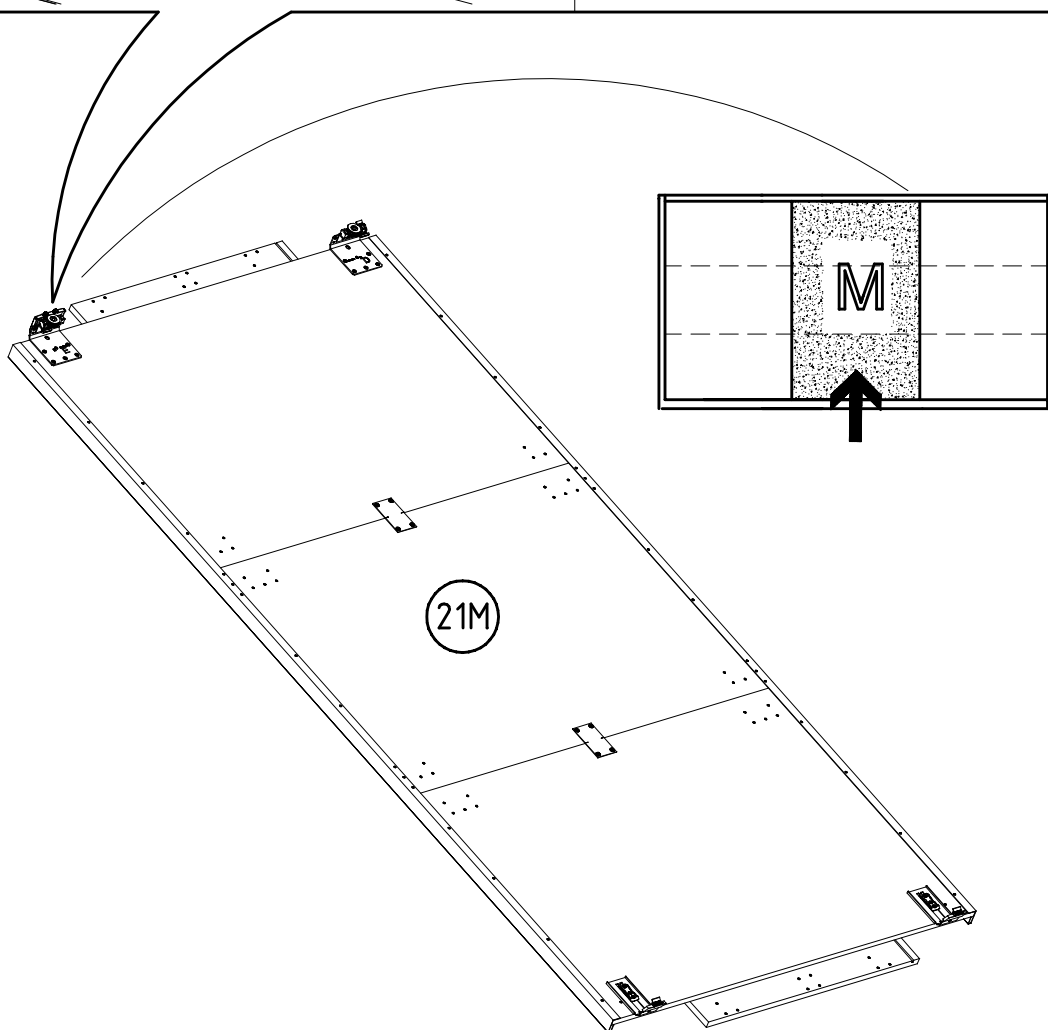
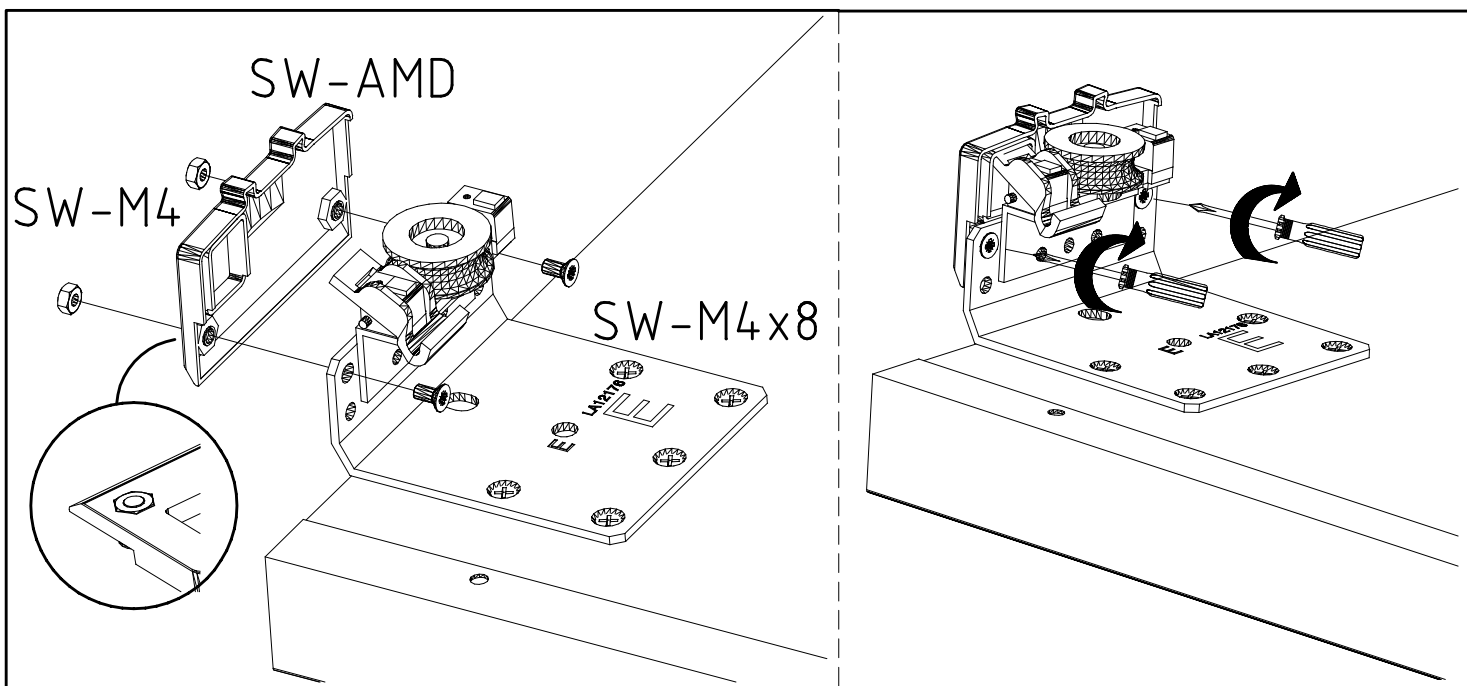
SW-M4x8



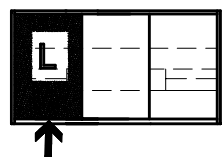
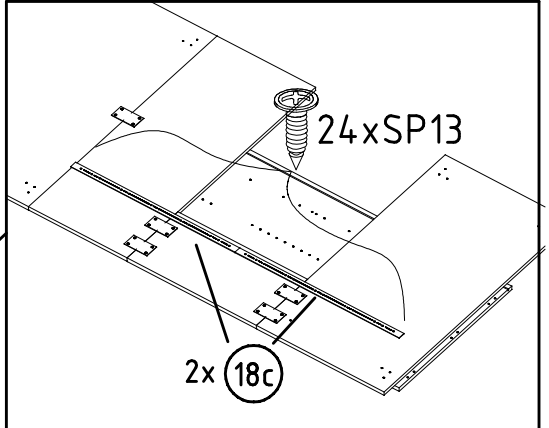
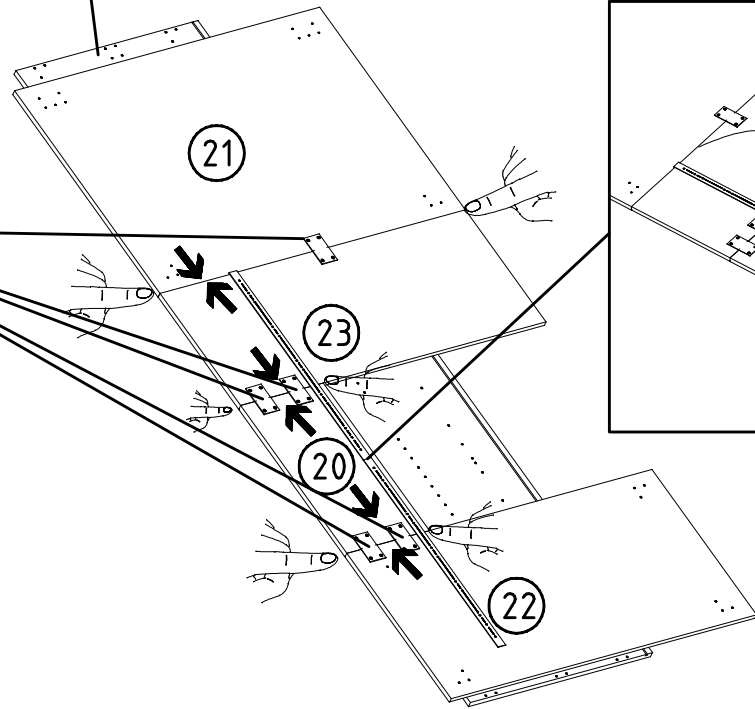
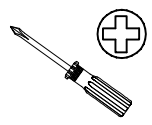
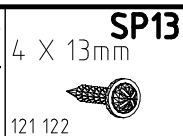
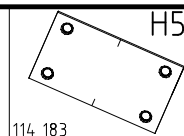
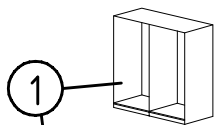
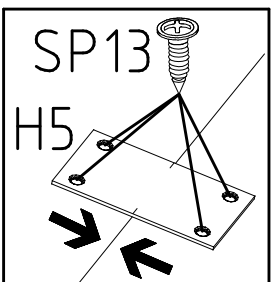
SW-M4



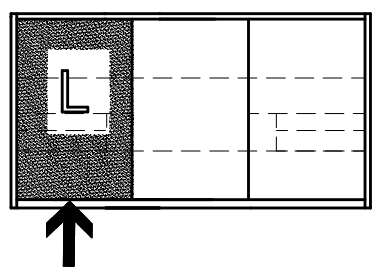
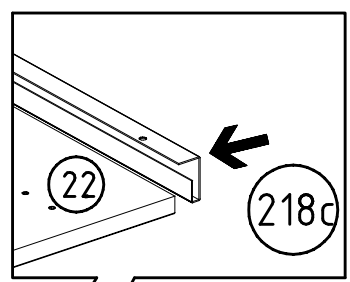
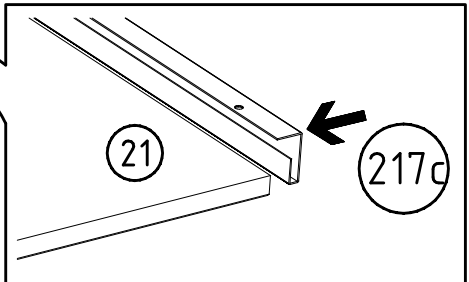
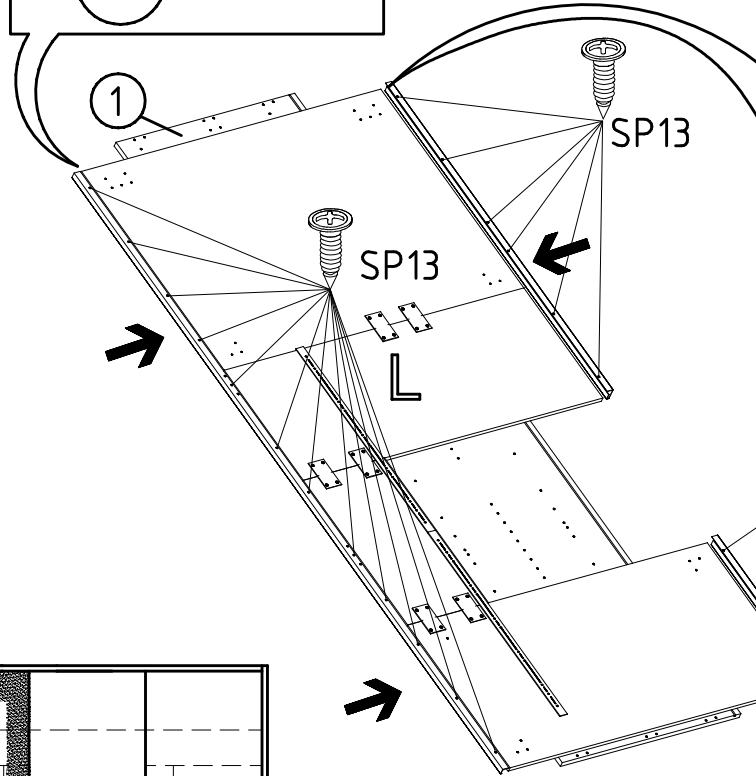
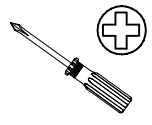
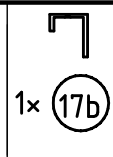
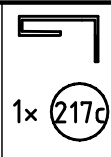
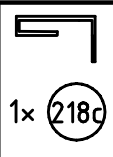

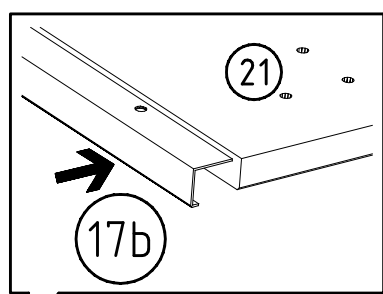
SW-AMD



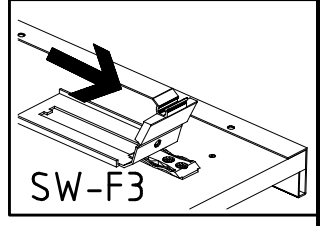
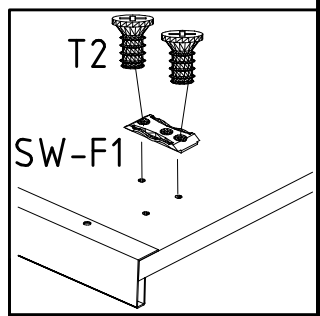

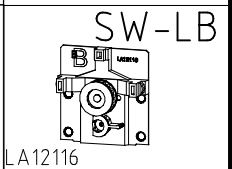
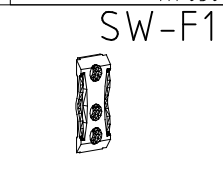
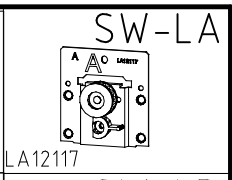
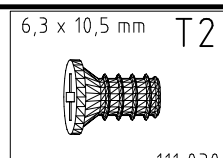
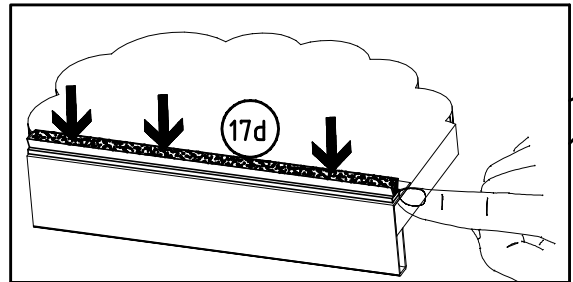
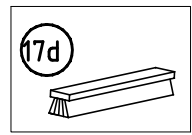
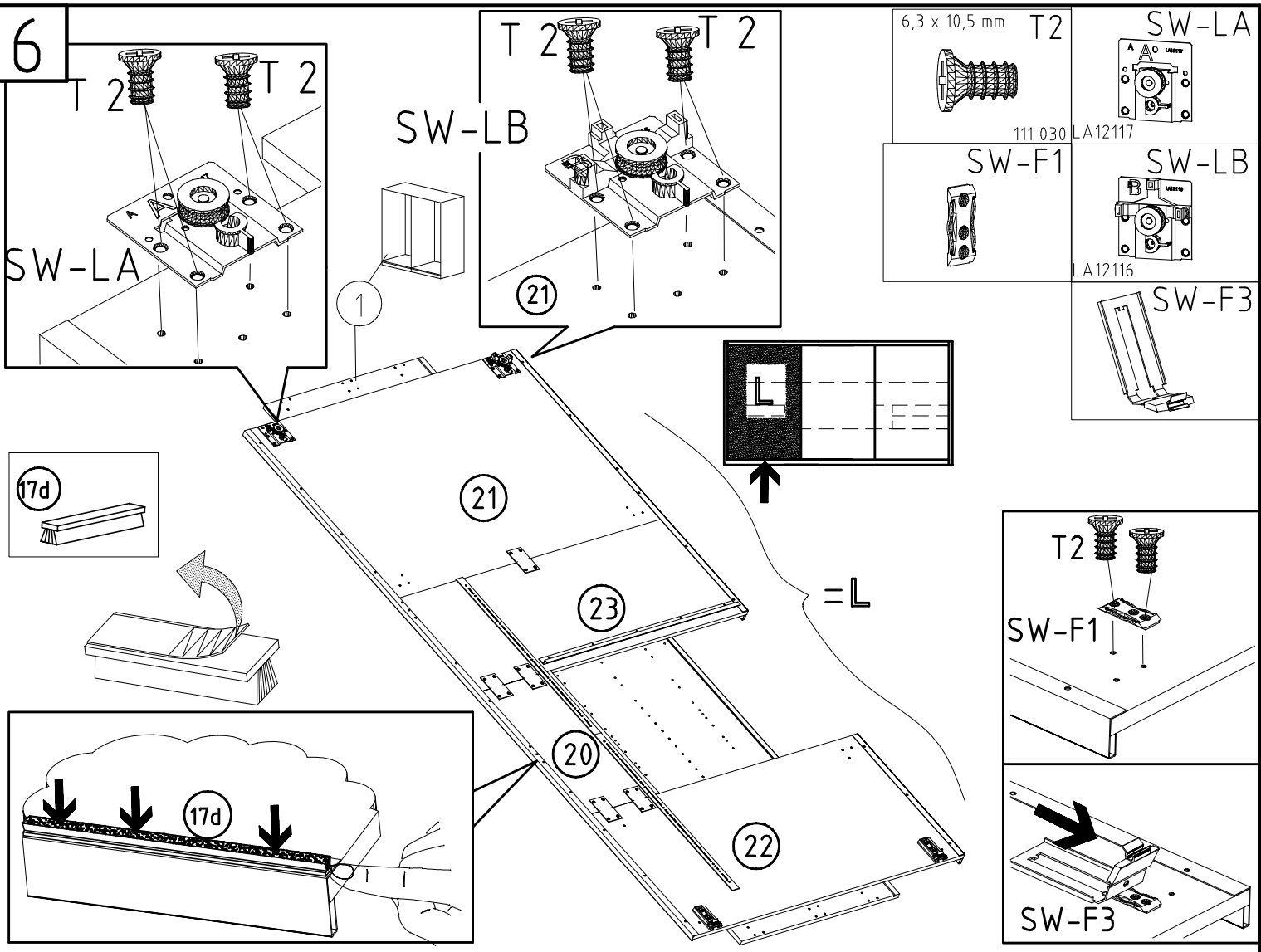
4



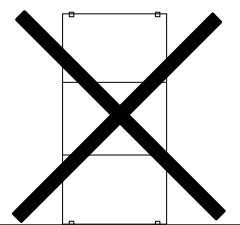
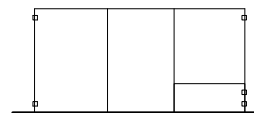
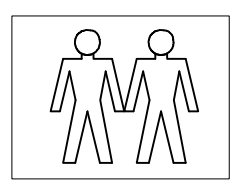

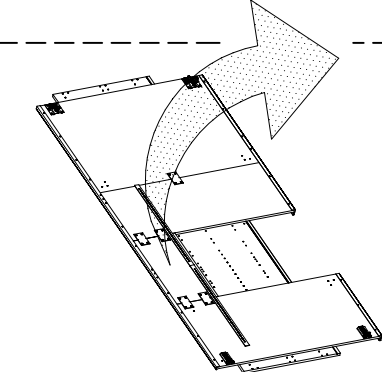
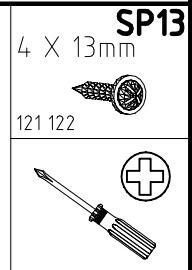
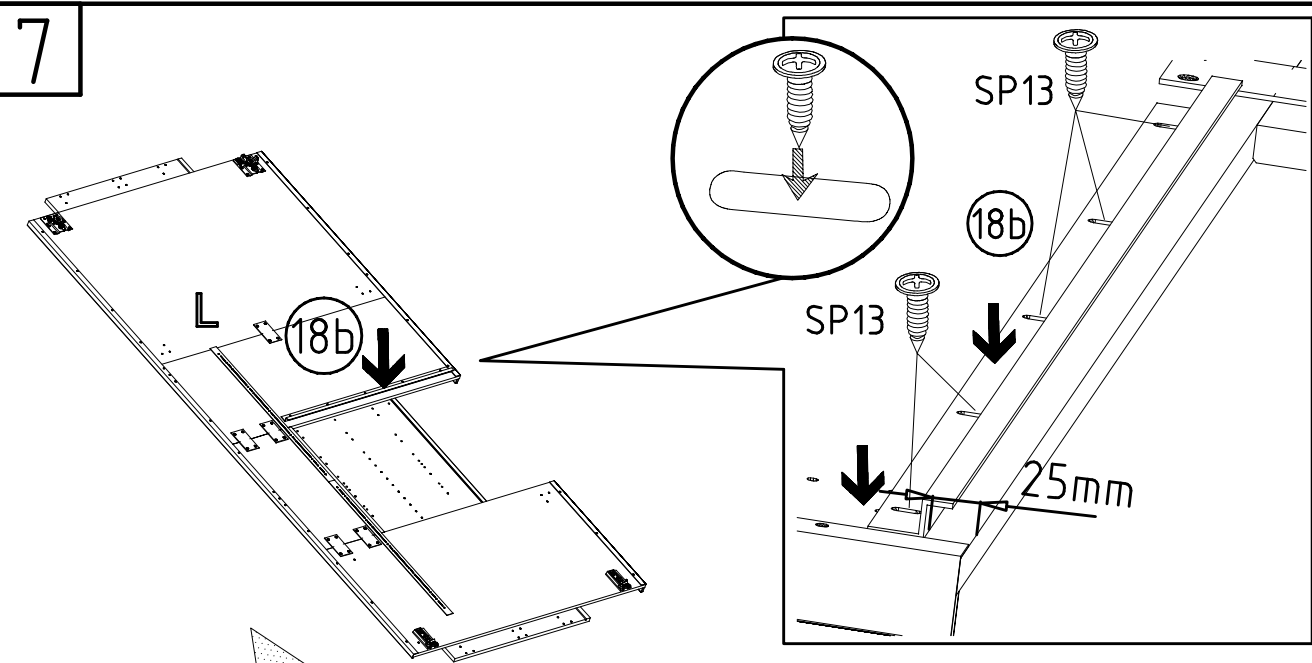
5



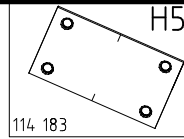
6



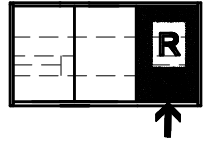
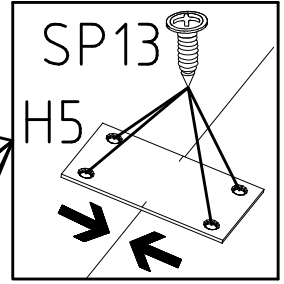
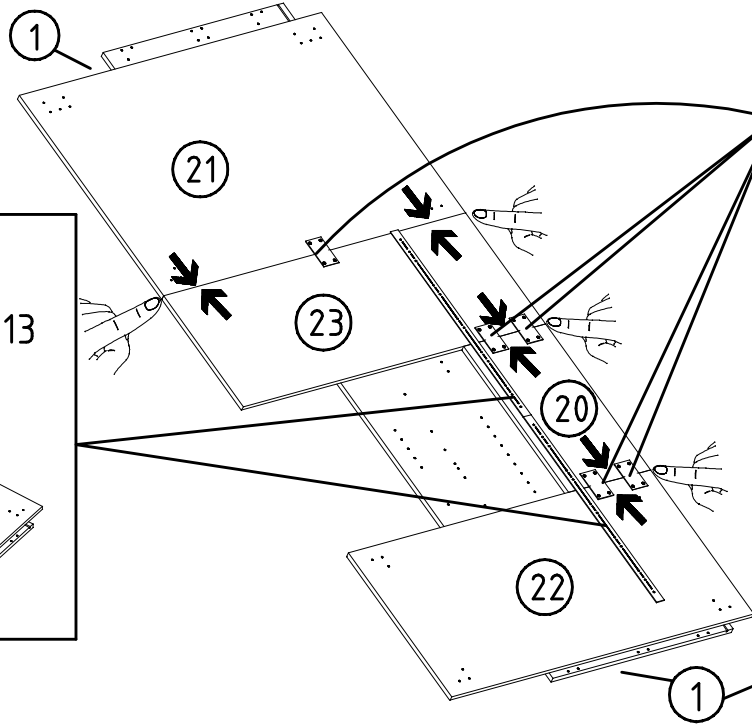
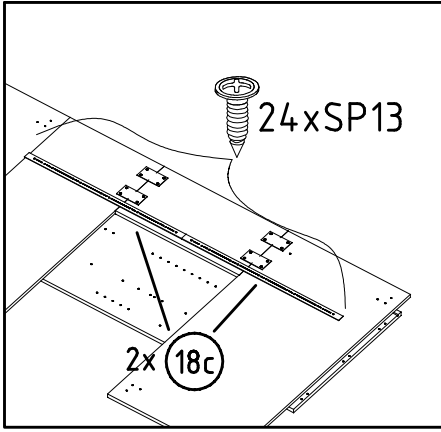
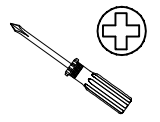
7



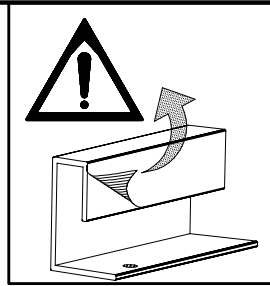
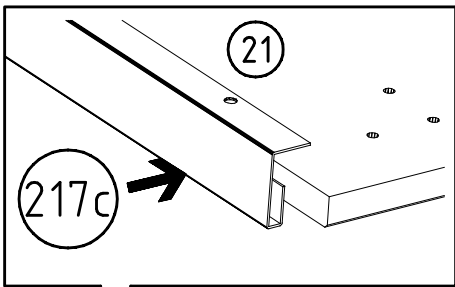
8



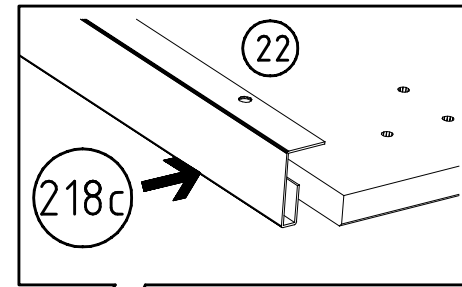
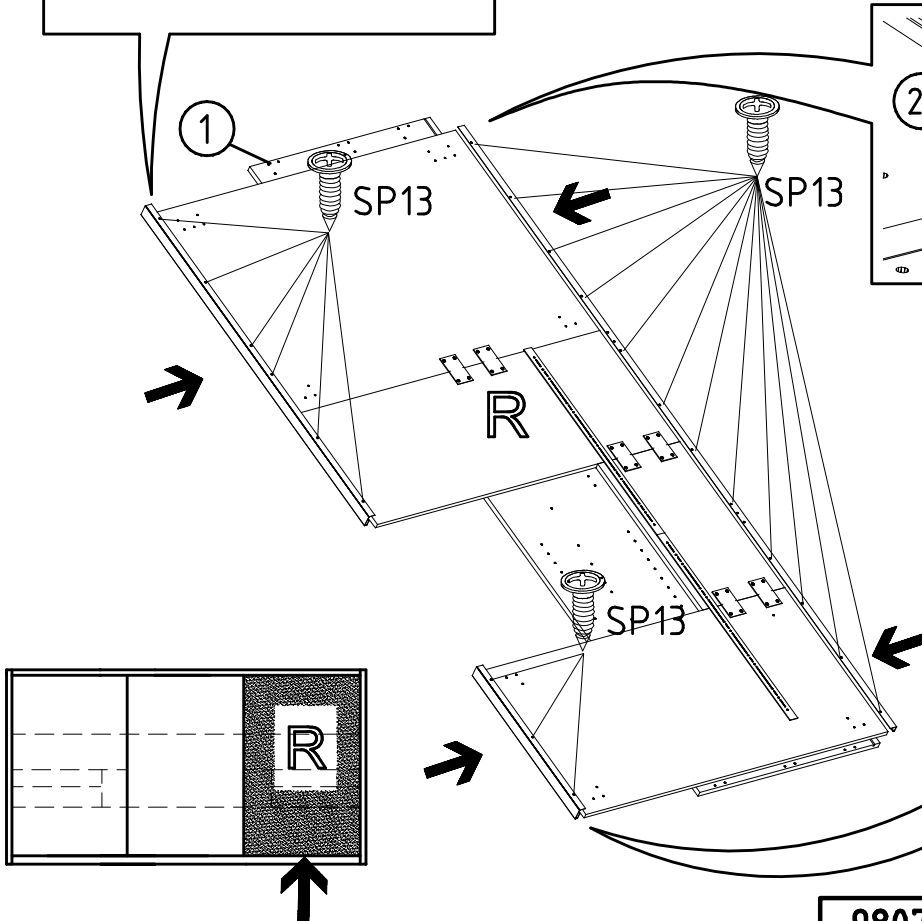
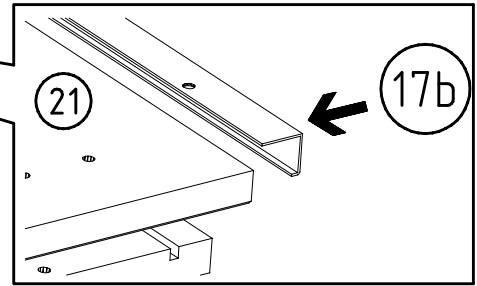
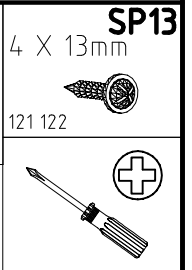
H5
4 X 13mm
SP13
121 122



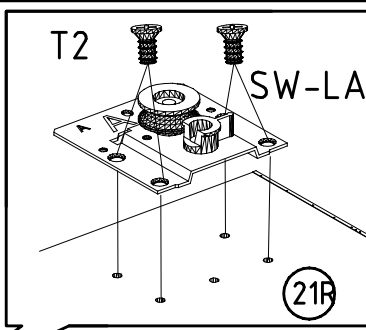
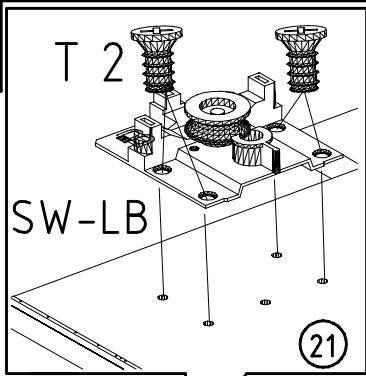
9



1x 218c 1x 217c 1x 17b
4 X 13mm
SP13
121 122


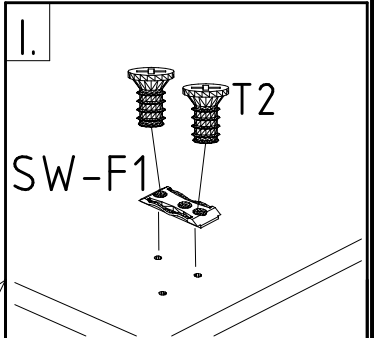
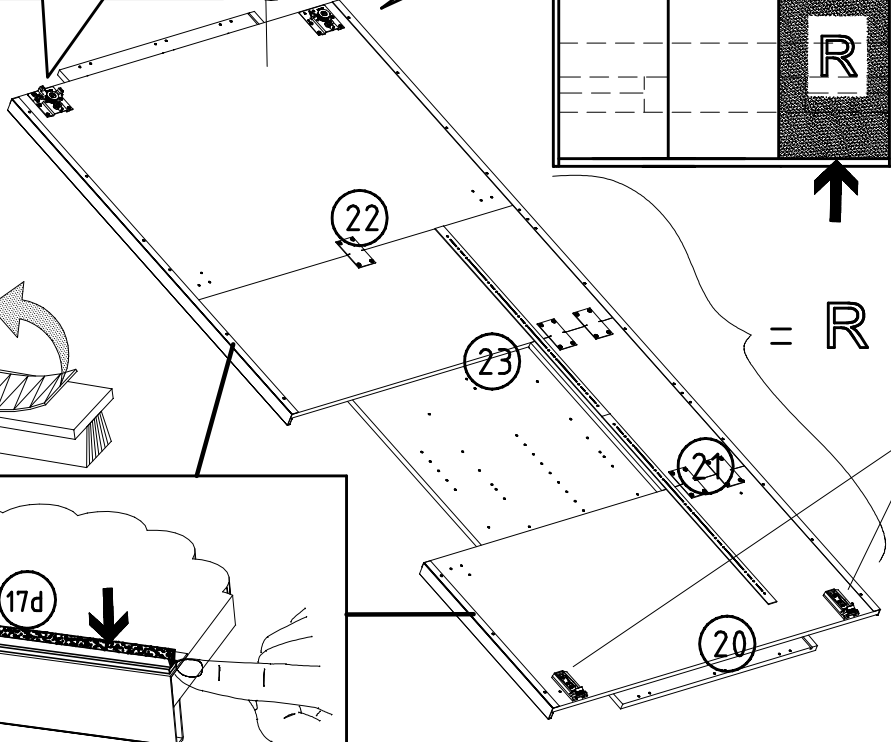
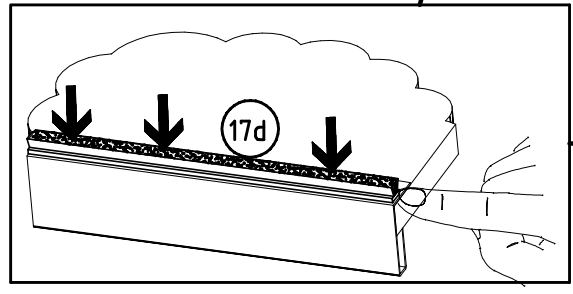
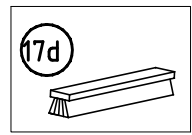


10

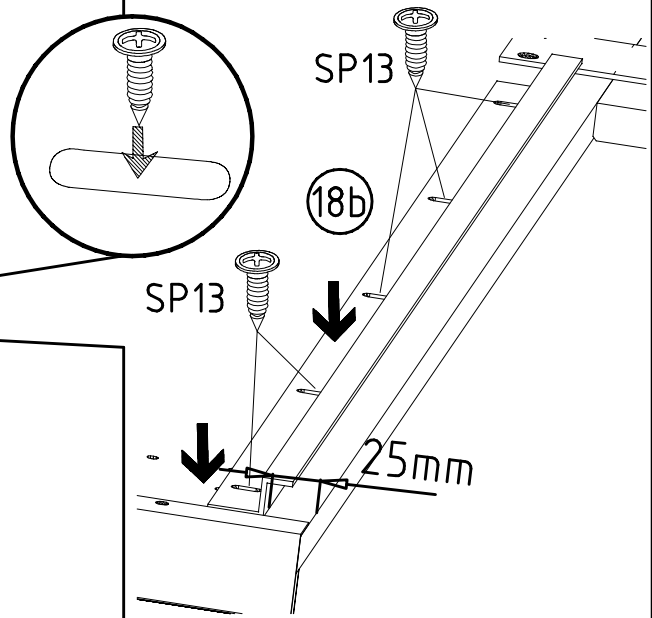
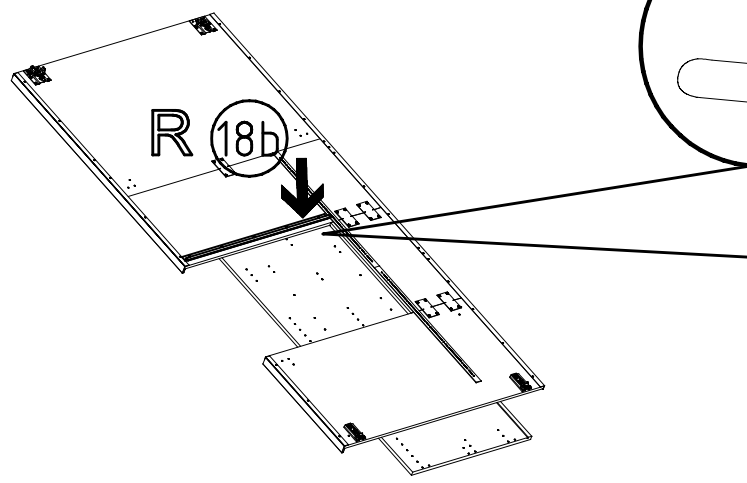


SW-F1 	SW-LA LA12117
SW-F2 	SW-LB LA12116
	6,3 x 10,5 mm T2

111 030

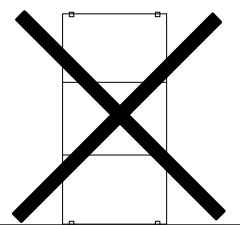
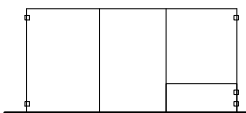


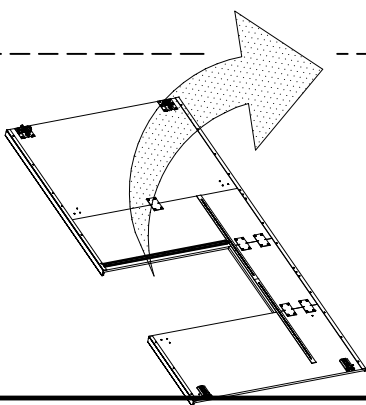


11



SP13
4 X 13mm

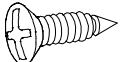
121 122



12

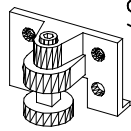
3,5 x 15 mm

G1



121 370

S0

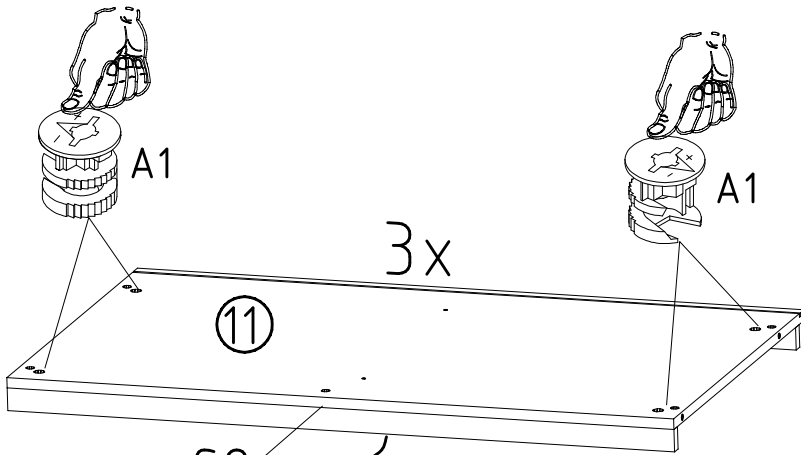


111 300

A1




111 149



3x

11

S0



G1

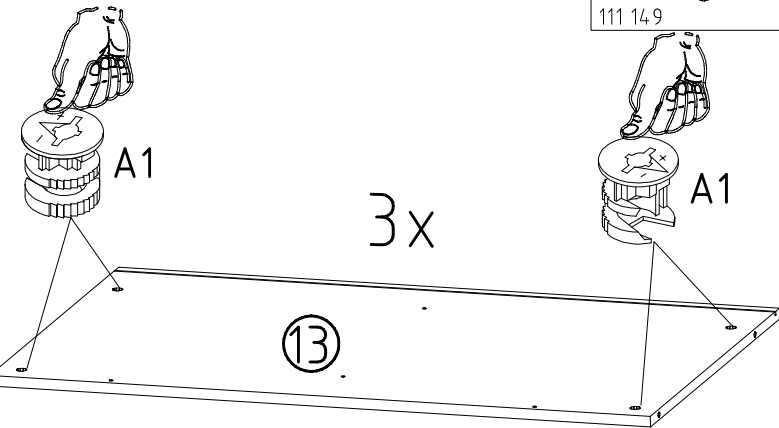
S0

13

A1



111 149



3x

13

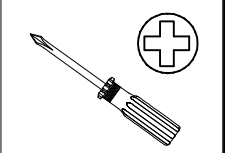
14

F3

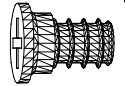


2

2x



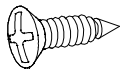
6,3 x 10,5 mm T1



112 055

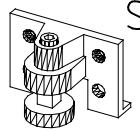
3,5 x 15 mm

G1



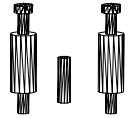
121 370

S0



111 300

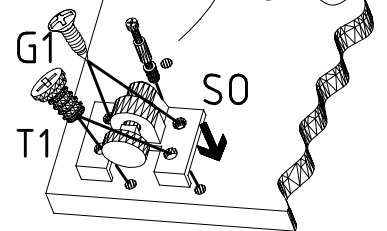
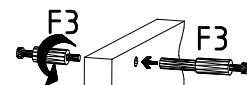
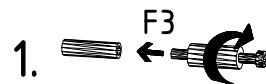
F3



S0

S0

F3



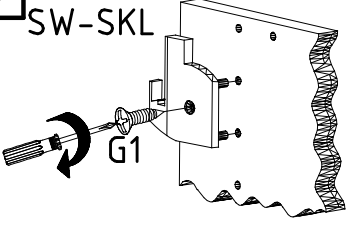
G1

T1

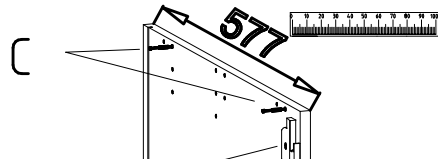
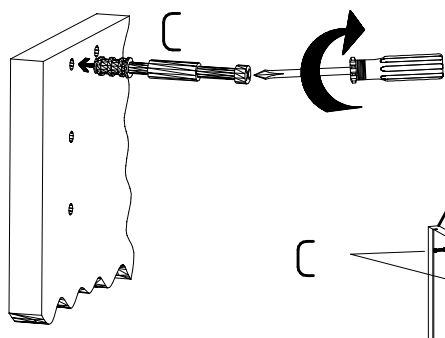
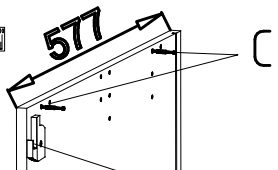
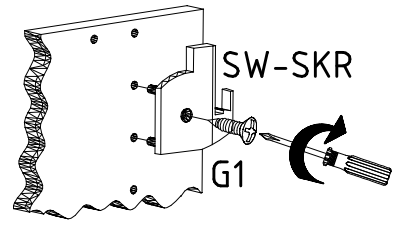
S0

15

SW-SKL

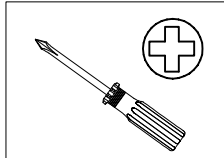


SW-SKR

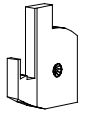


SW-SKL +G1

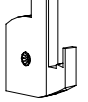
SW-SKR +G1



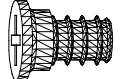
SW-SKL



SW-SKR

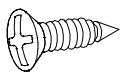


6,3 x 10,5 mm T1

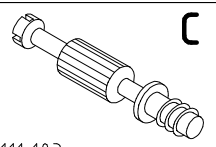


112 055

3,5 x 15 mm G1

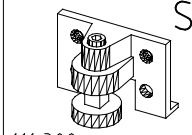


121 370



111 103

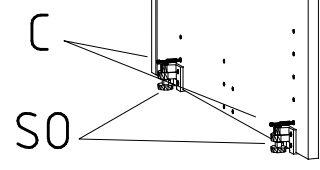
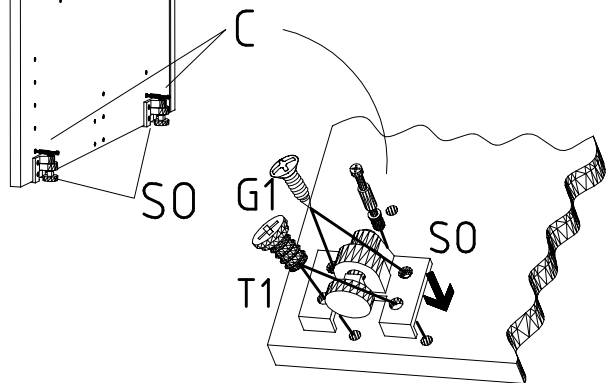
S0



111 300

1

3

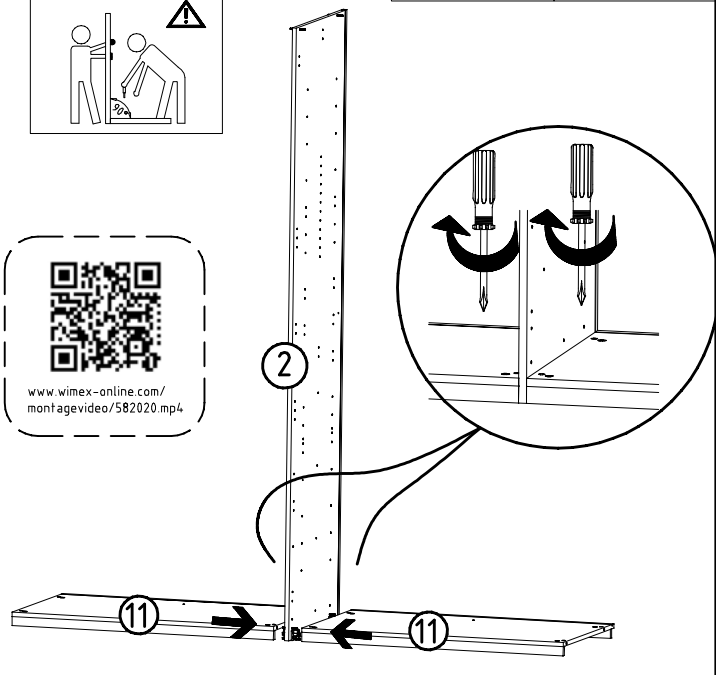

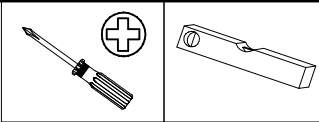


980736

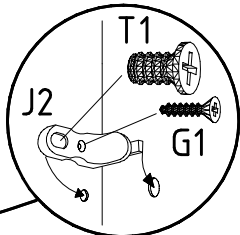
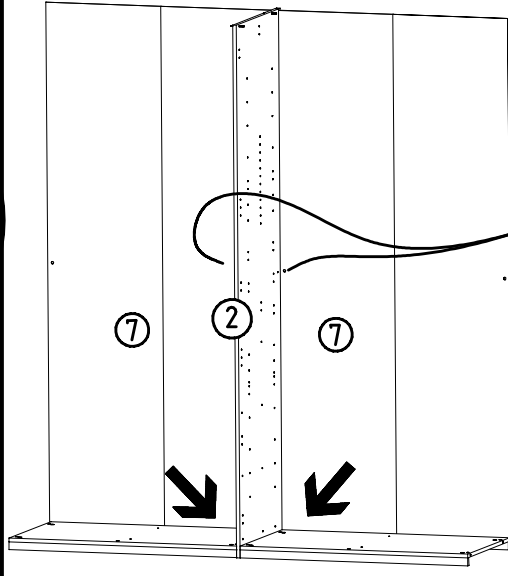
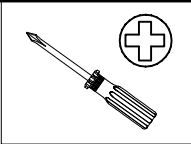
24.06.24 / 15.08.24

08 24/13/30

16



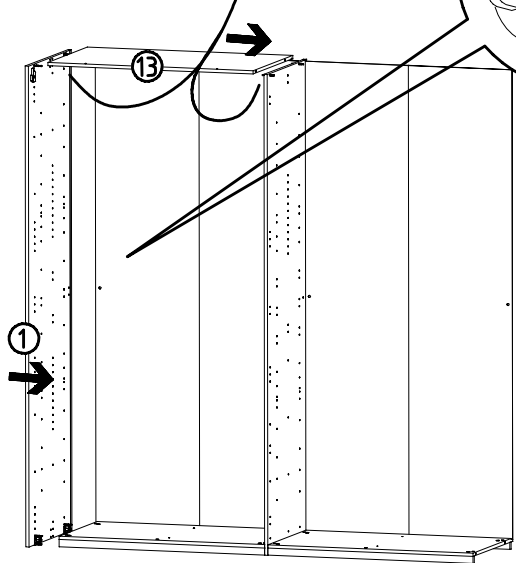
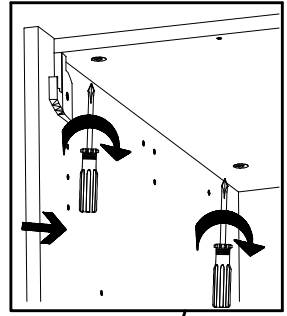
17



- 3,5 x 15 mm G1
- 121 370
- 6,3 x 10,5 mm T1
- 112 055

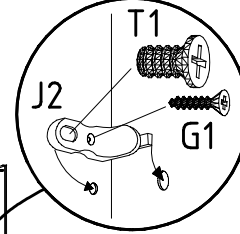
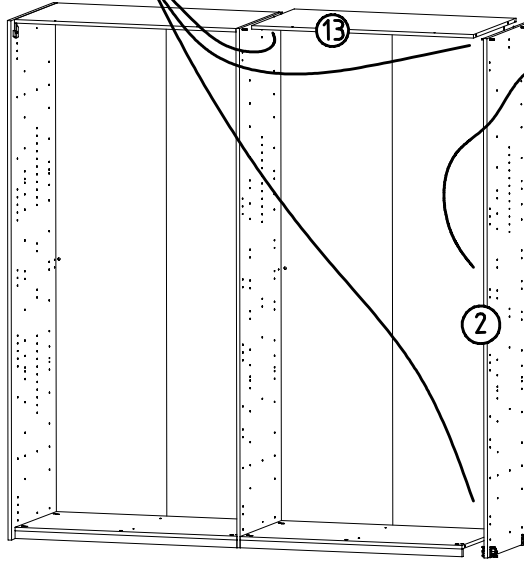
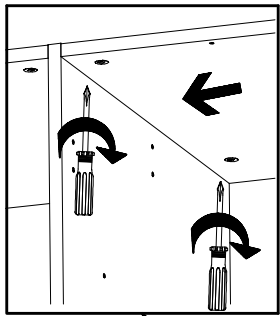
18

- 3,5 x 15 mm G1
- 121 370
- 6,3 x 10,5 mm T1
- 112 055
- 111 611

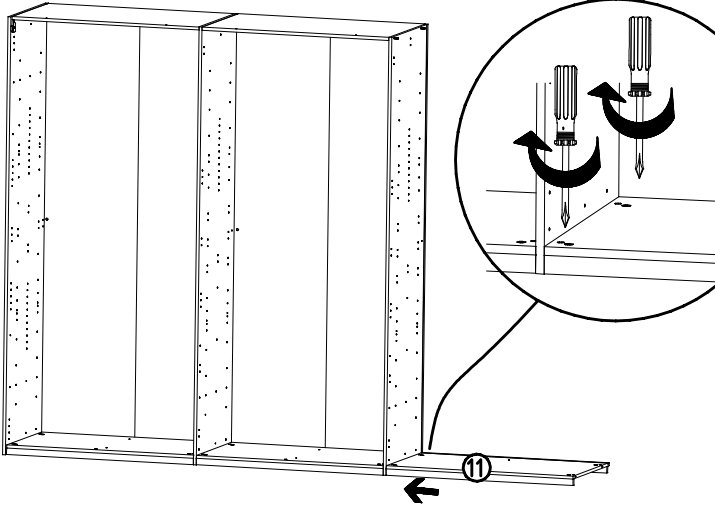
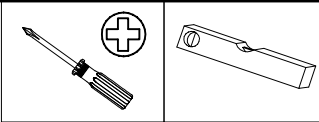



19

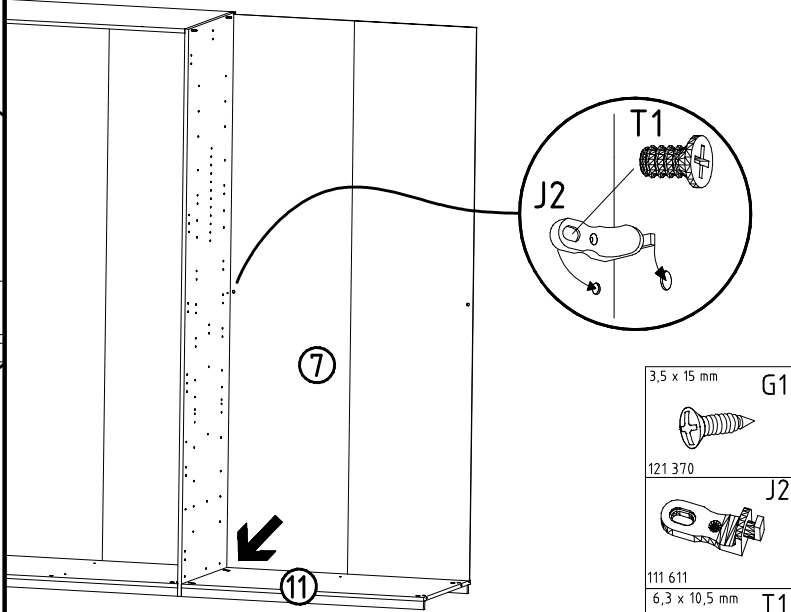
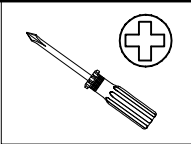
- 3,5 x 15 mm G1
- 121 370
- 6,3 x 10,5 mm T1
- 112 055
- 111 611



20

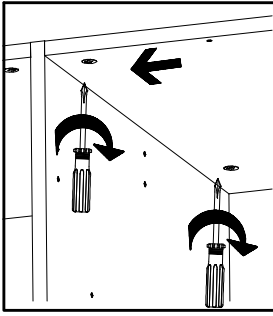


21

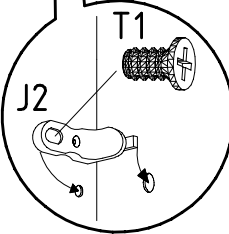
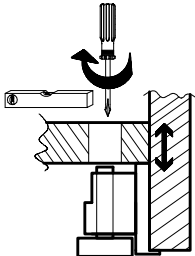
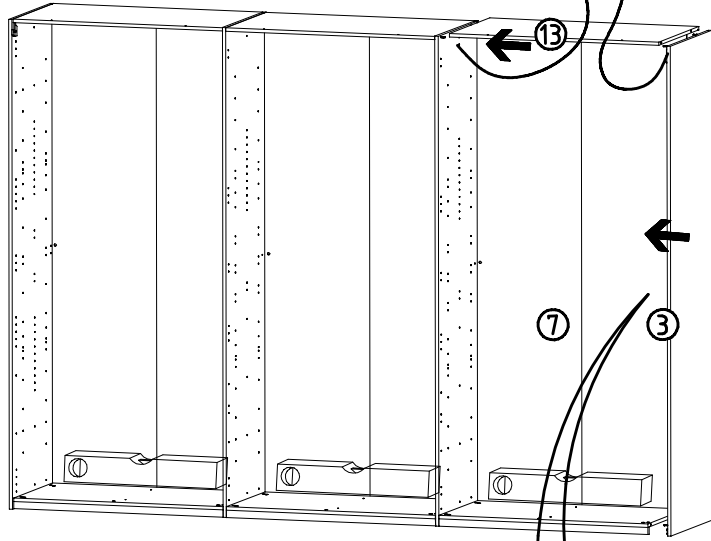


- 3,5 x 15 mm G1
- 121 370 J2
- 111 611 6,3 x 10,5 mm T1
- 112 055

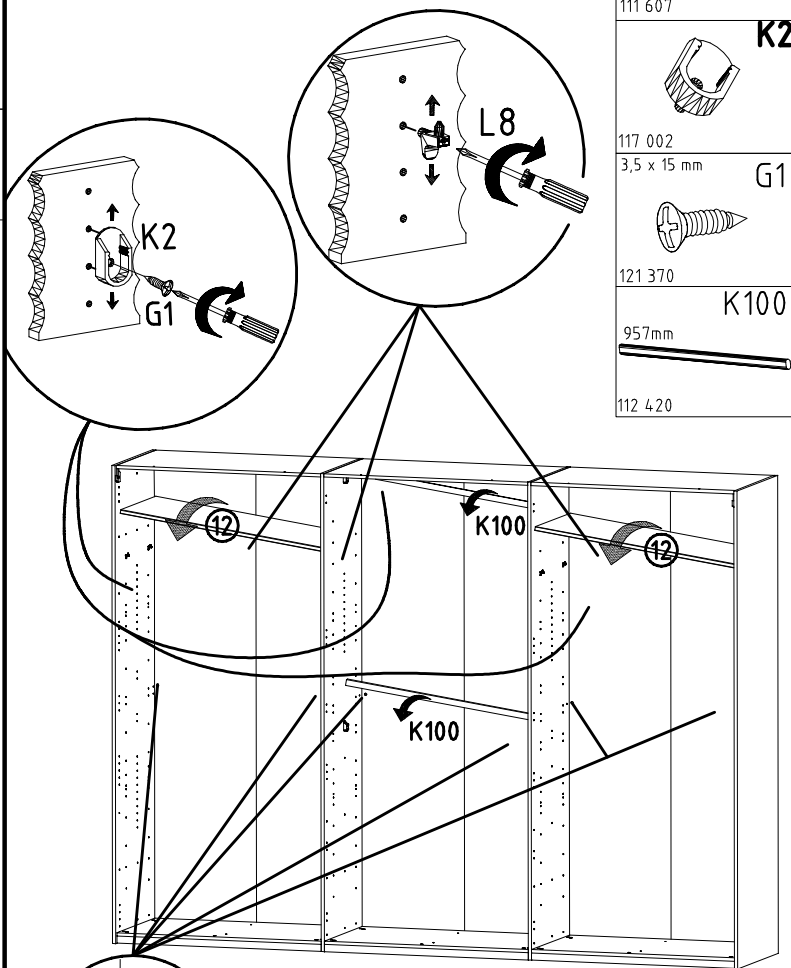
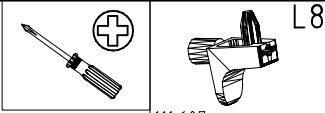
22



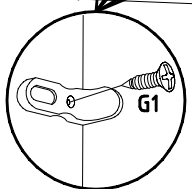
- 3,5 x 15 mm G1
- 121 370 J2
- 111 611 6,3 x 10,5 mm T1
- 112 055



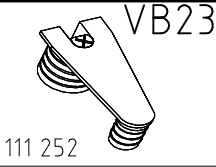

23



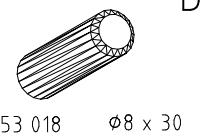

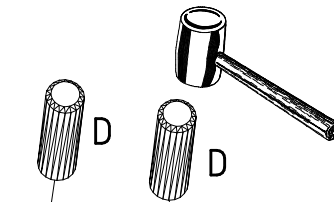
- L8
- 111 607
- K2
- 117 002 3,5 x 15 mm G1
- 121 370
- K100
- 957mm
- 112 420



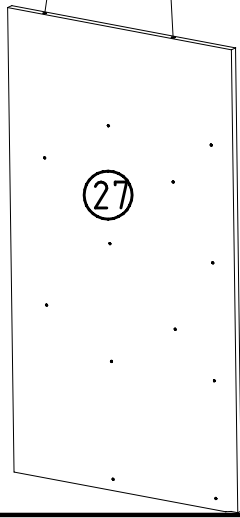
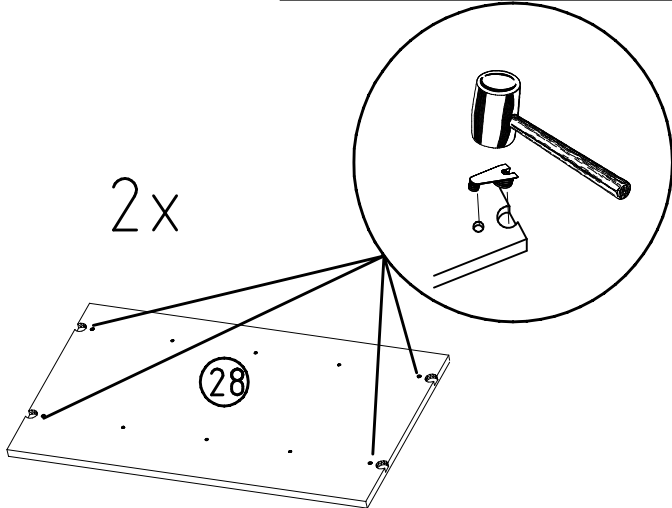
23



24

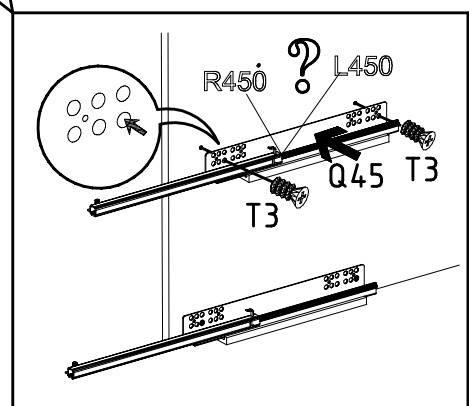
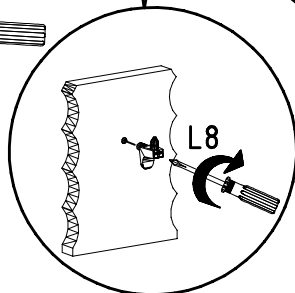
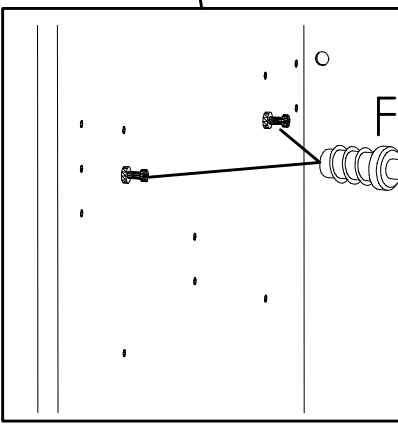
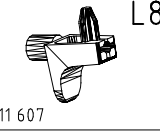
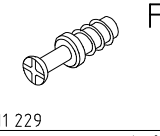
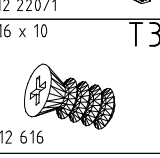
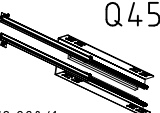
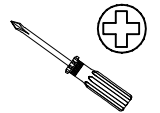
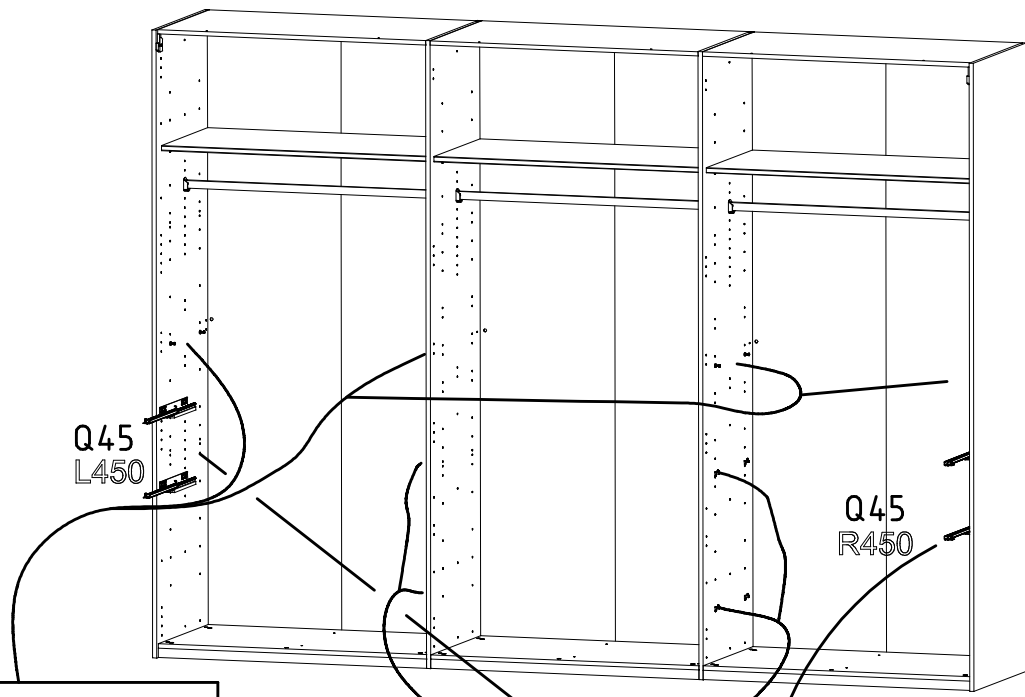


2x



2x

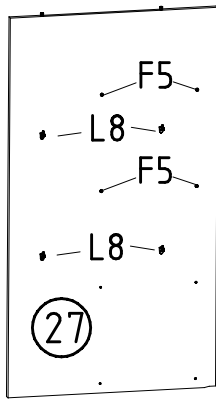
25



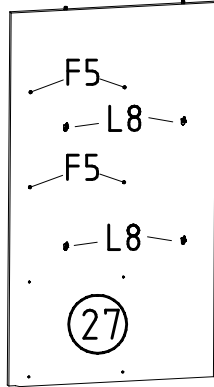
27

1x

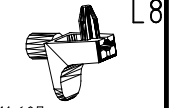
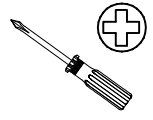
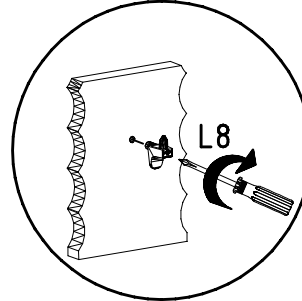
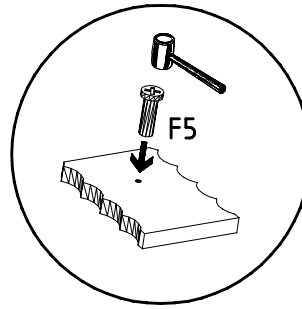
1x



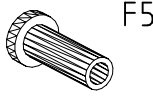
=27L



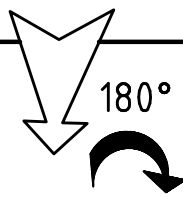
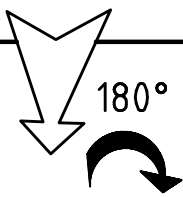
=27R



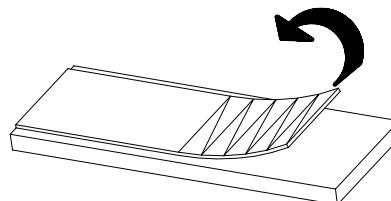
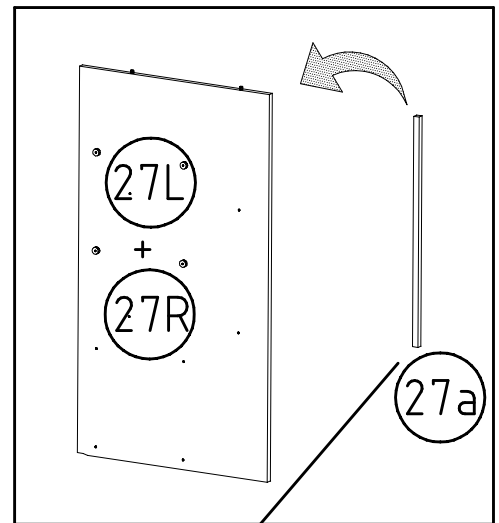
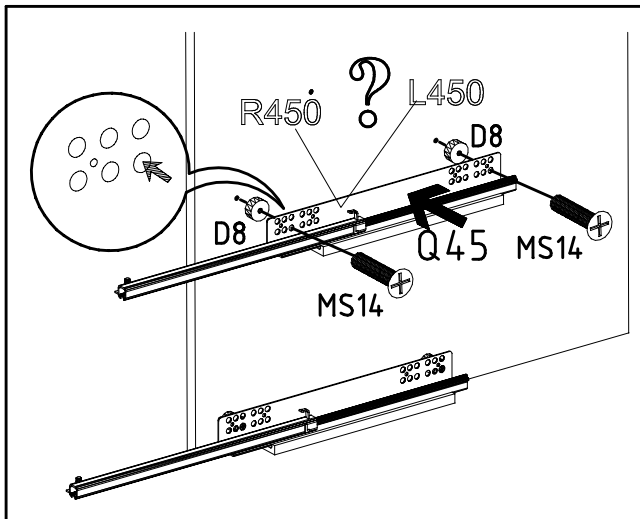
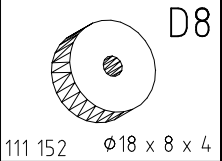
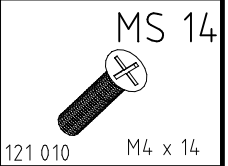
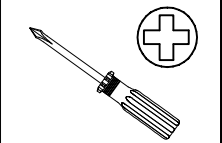
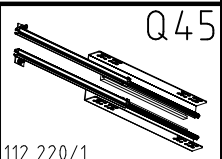
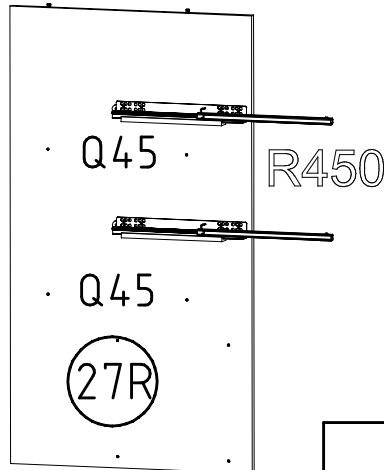
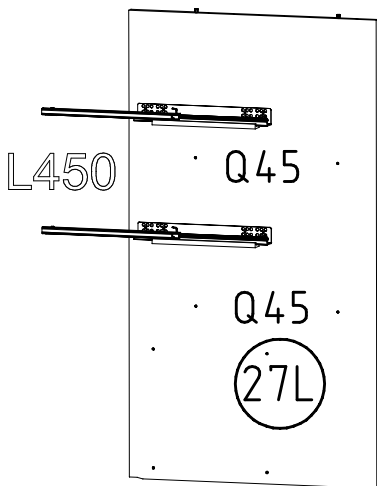
111 607



111 xxx $\phi 5 \times 15 \times M4$



28




980736

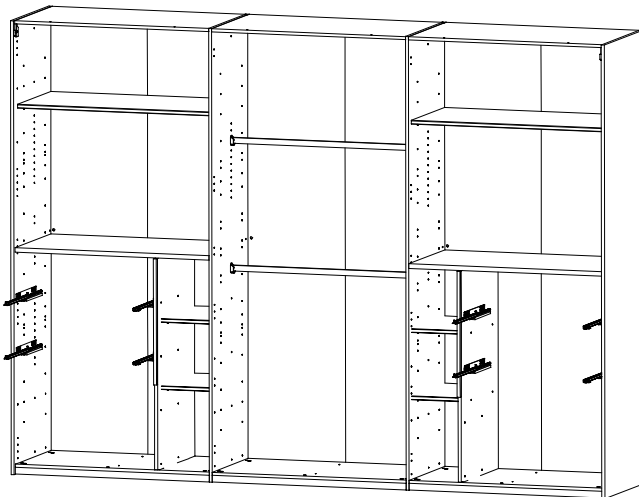
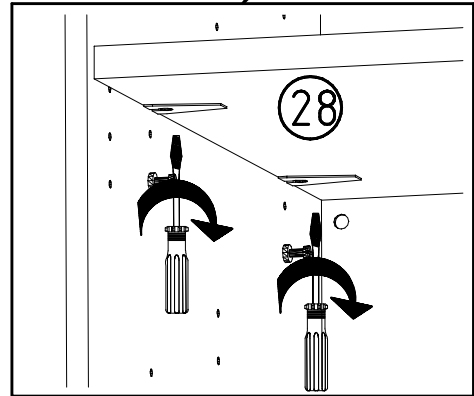
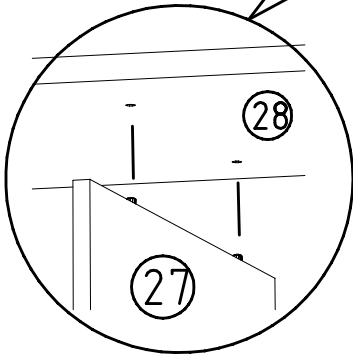
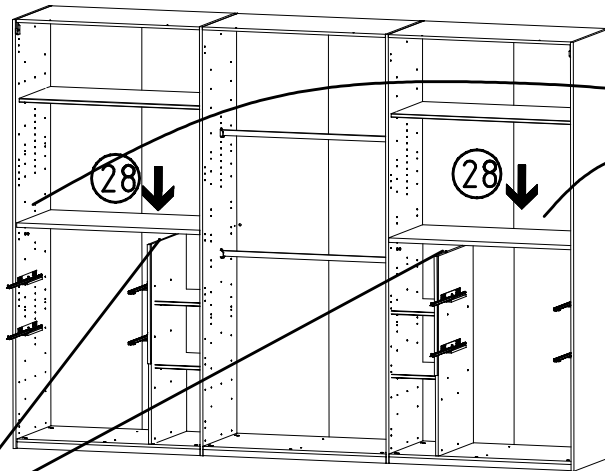
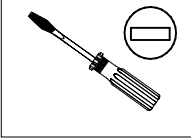
24.06.24 / 15.08.24

08 24/17/30

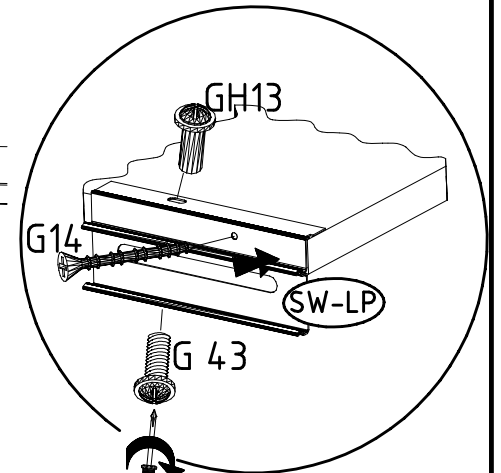
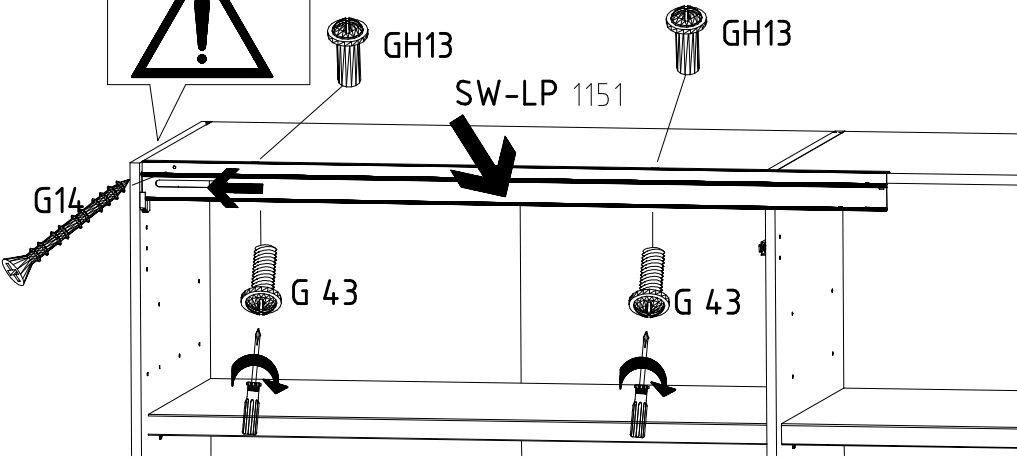
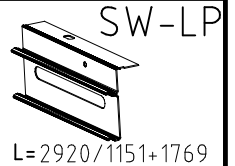
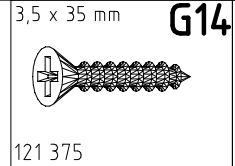

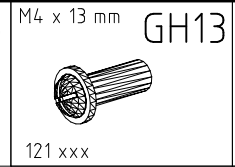
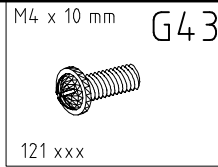
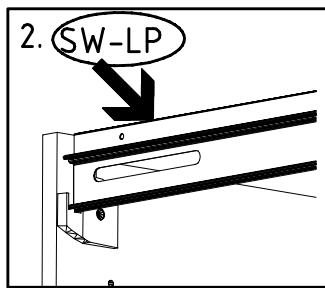
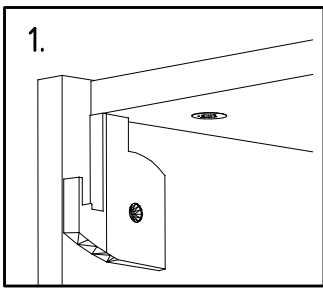
29



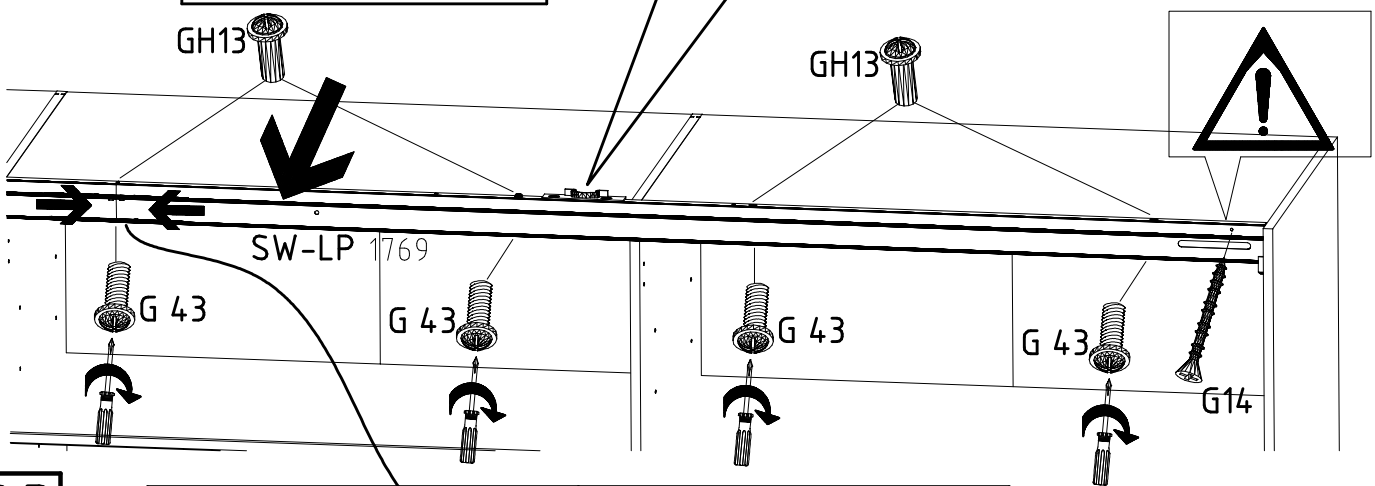
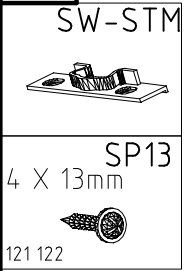
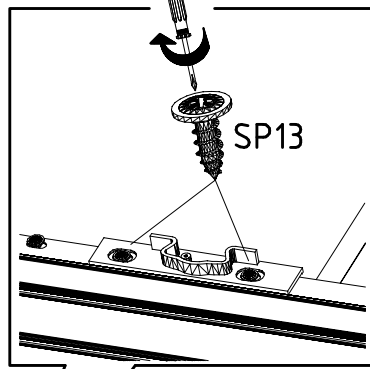
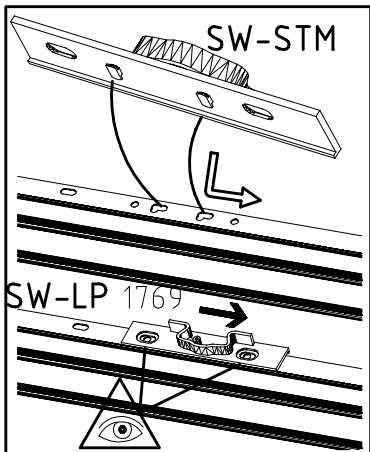
30



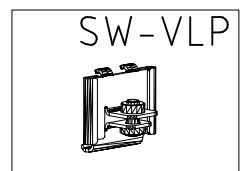
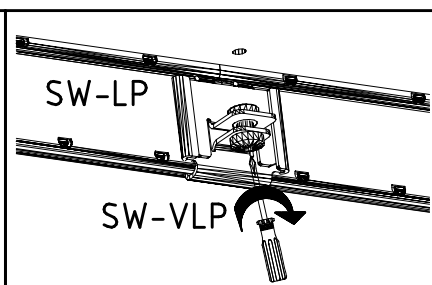
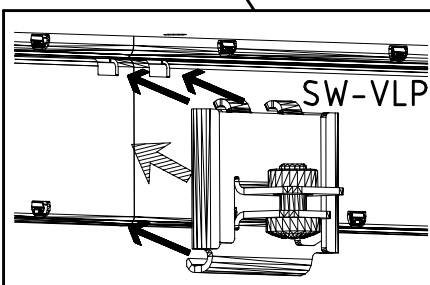
31

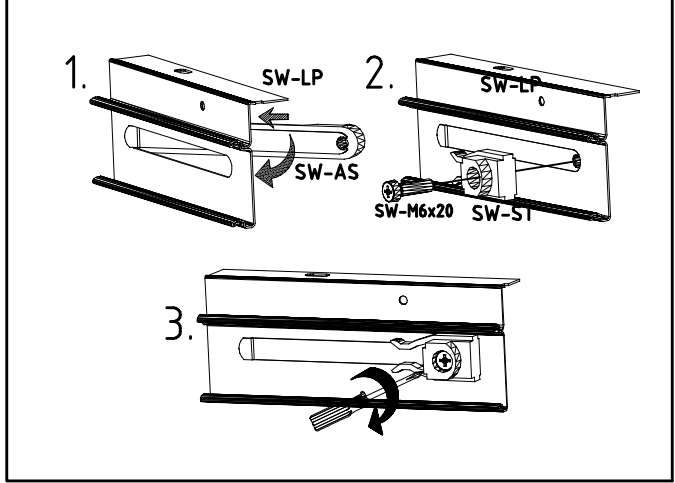
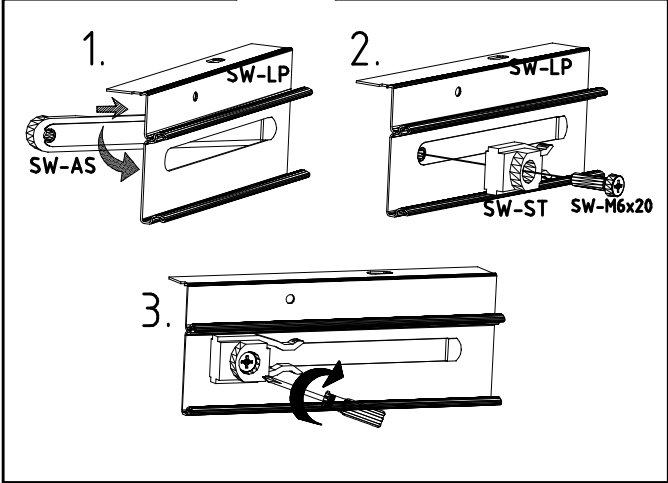
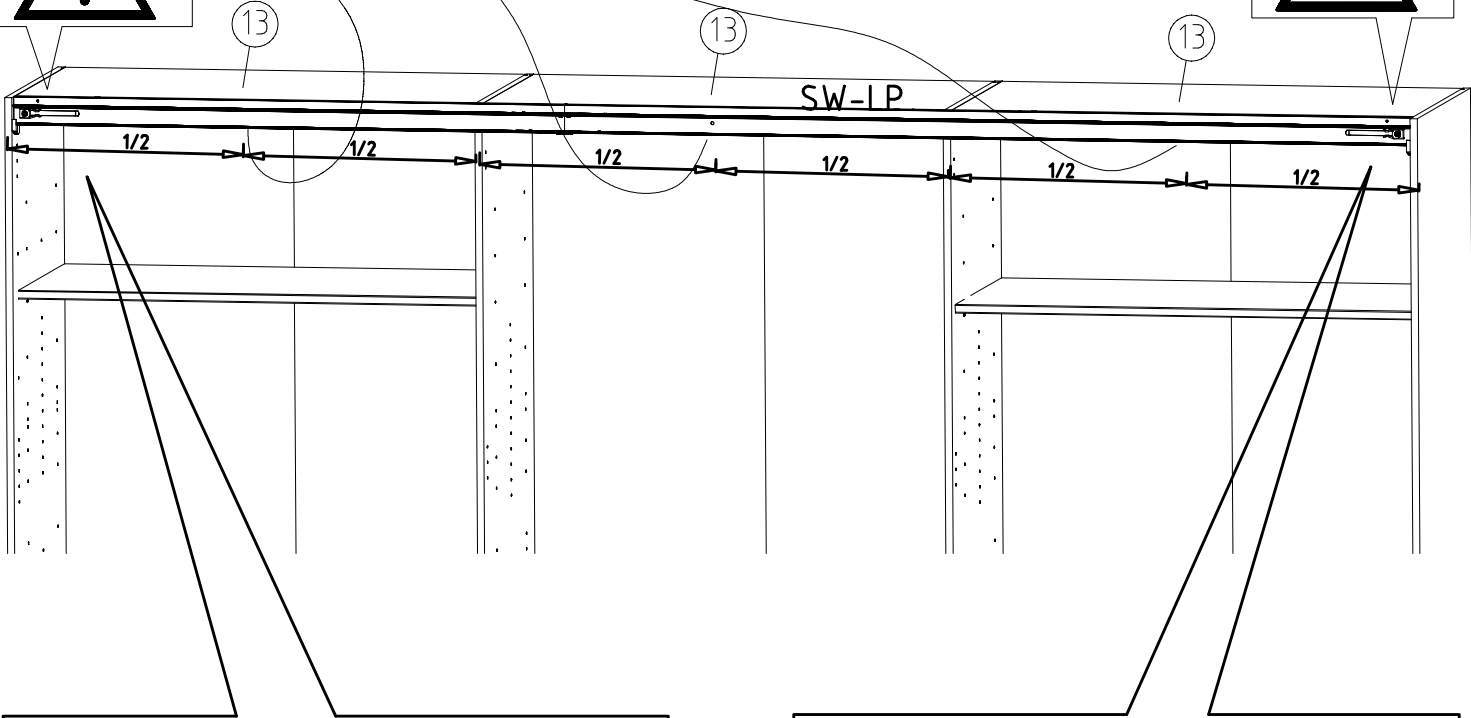
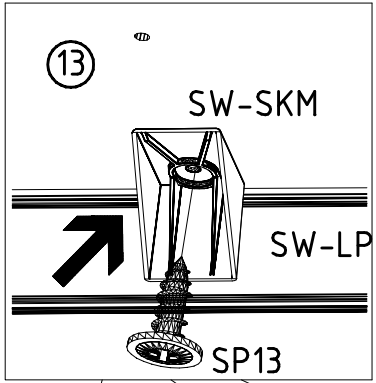
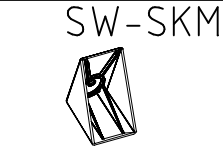
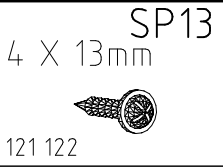
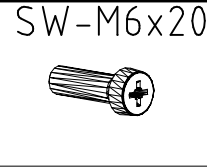
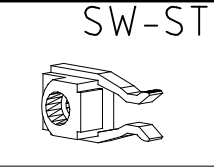
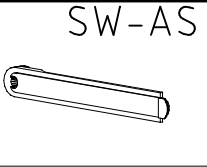
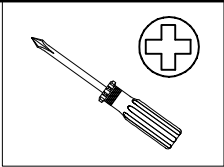


32

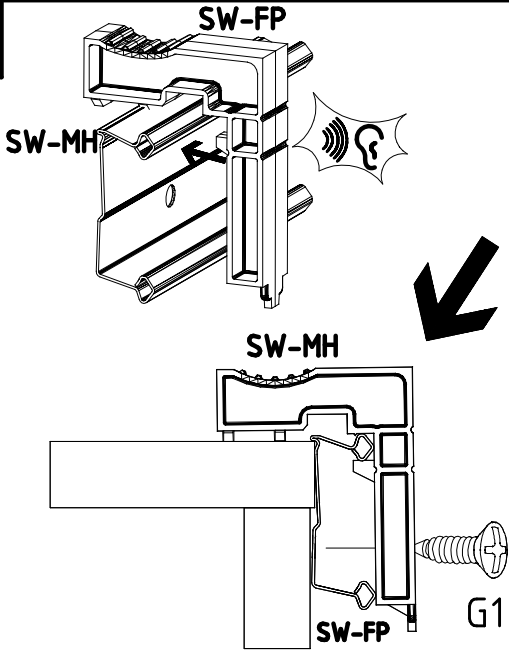


33

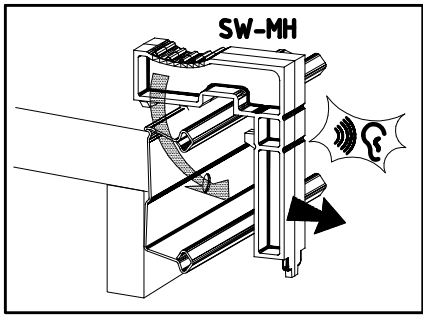
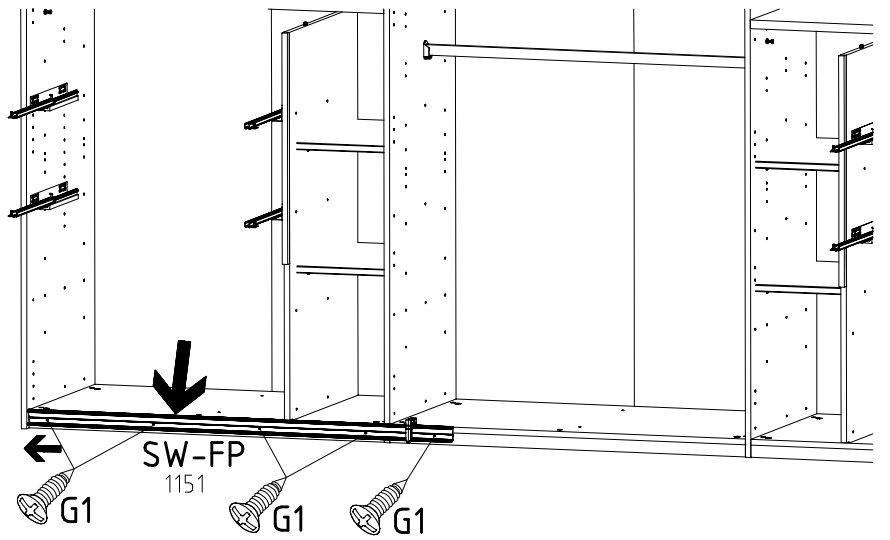




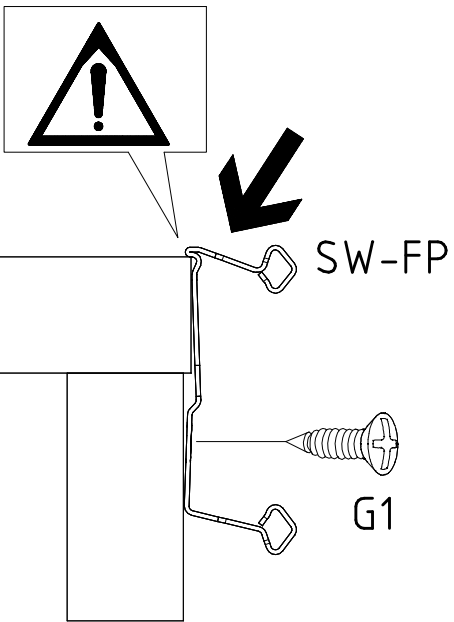
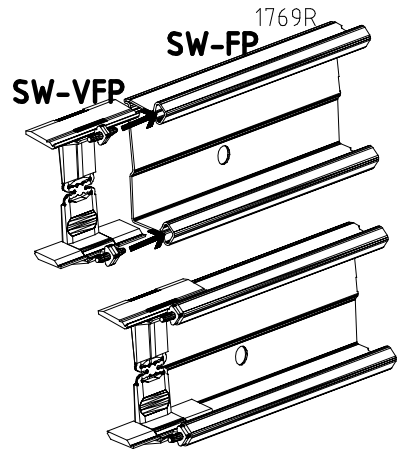
35



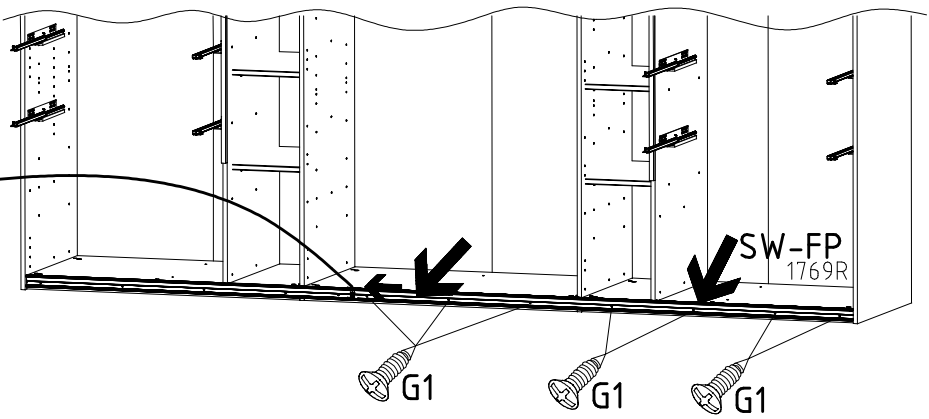
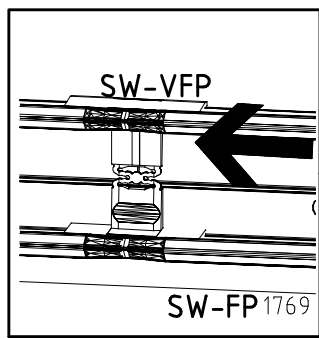
<p>SW-FP</p> <p>L=2920/1151+1769R</p>	<p>3,5 x 15 mm</p> <p>G1</p> <p>121 370</p>	
---------------------------------------	---	--



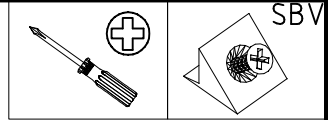
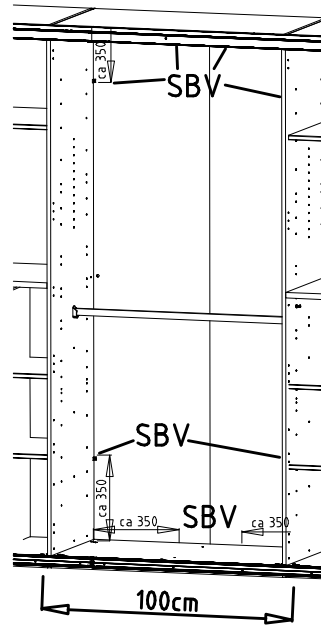
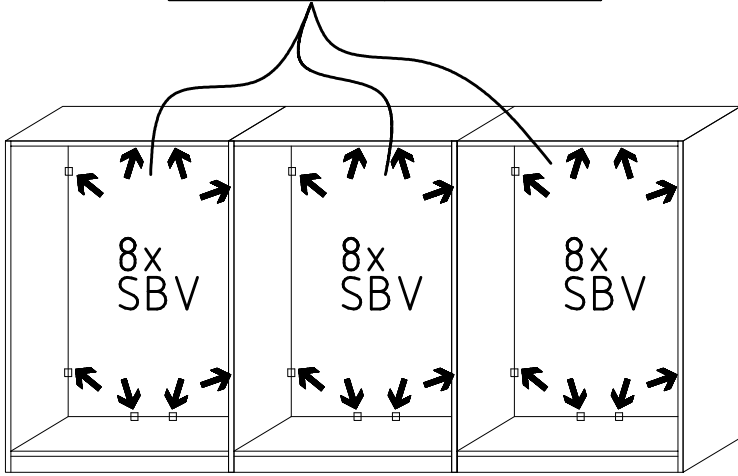
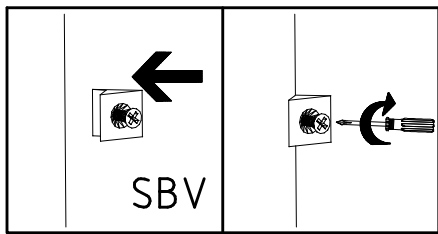
36



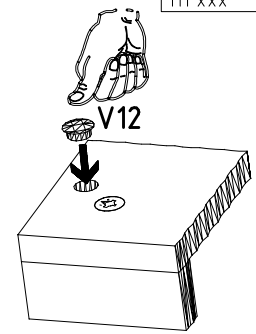
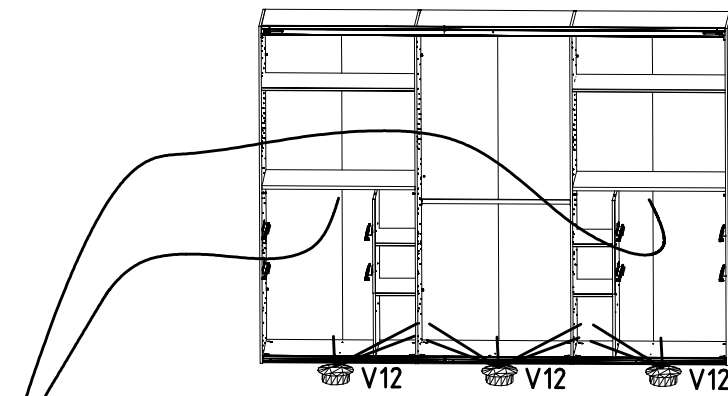
37



38



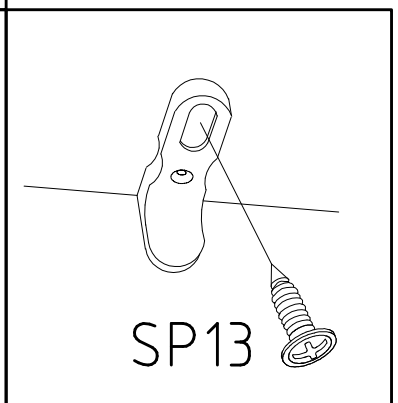
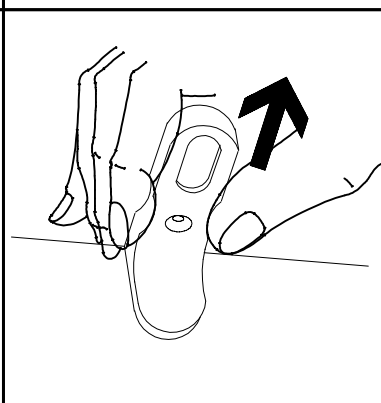
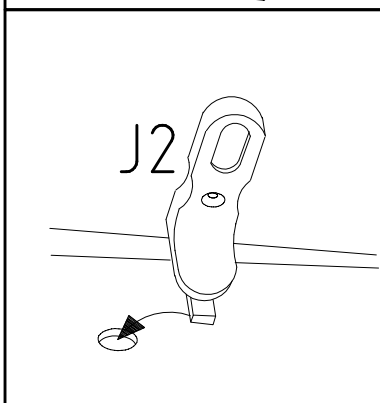
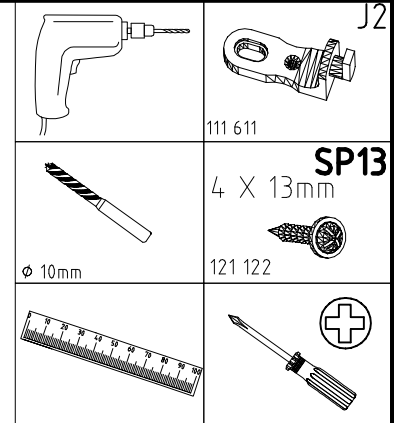
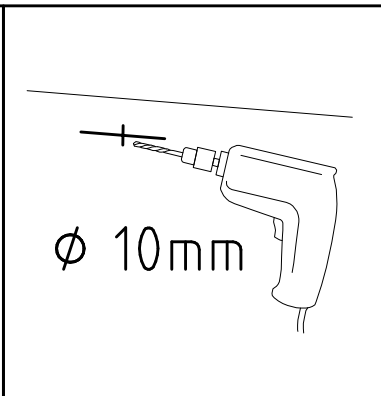
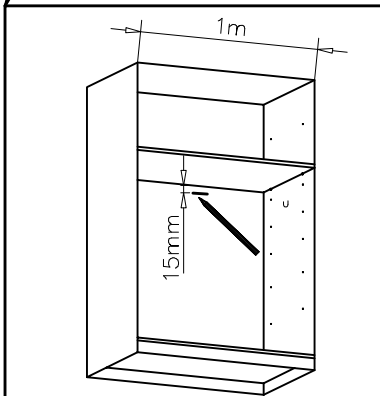
39



V12

 111 xxx $\phi 12$

40

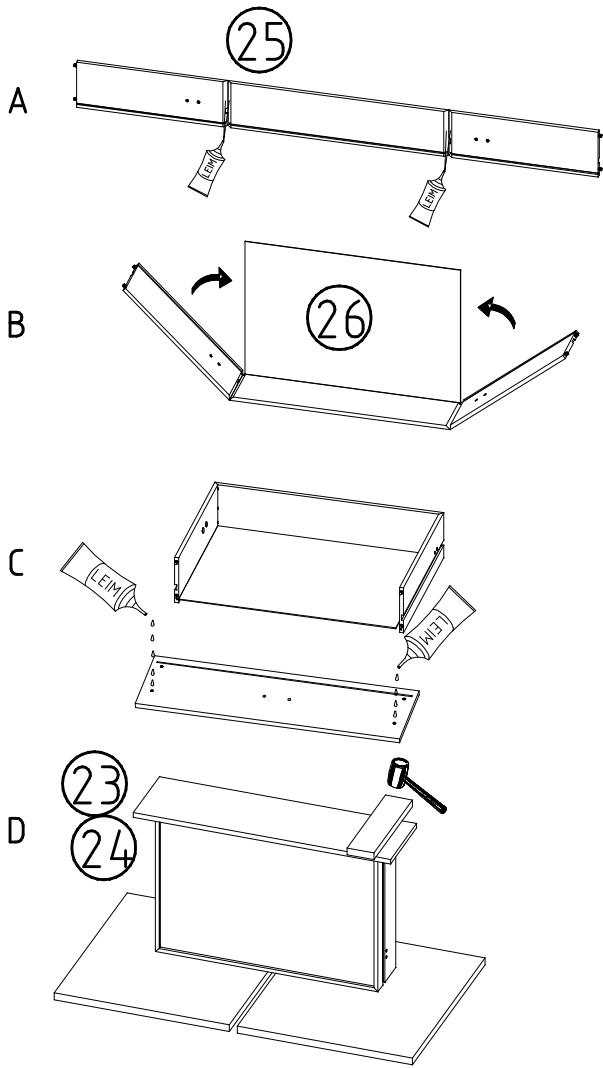



980736

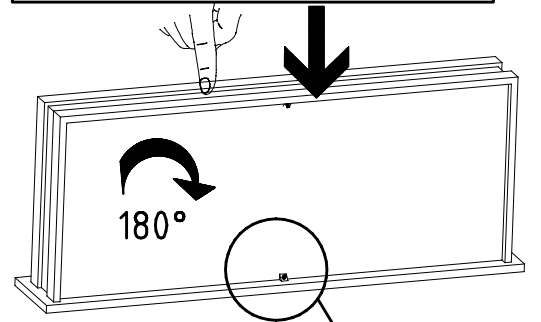
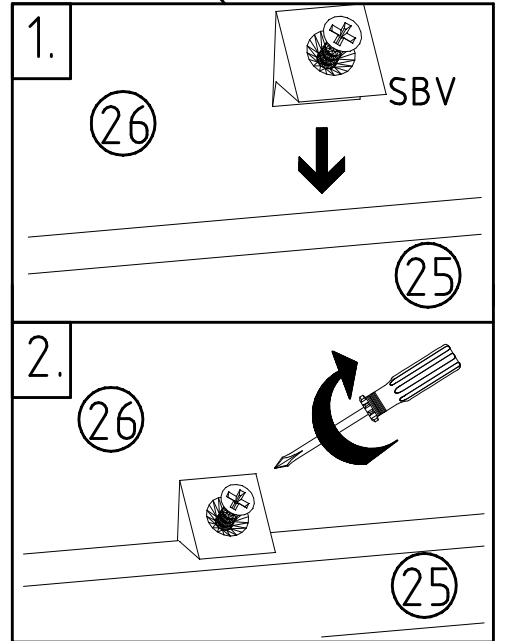
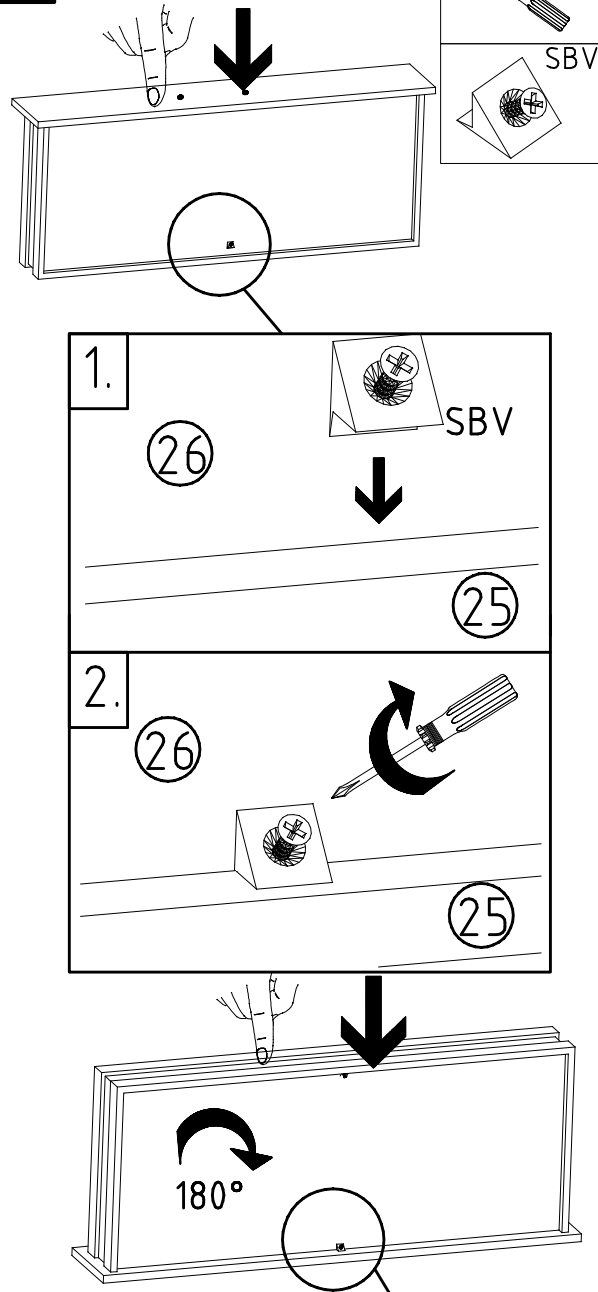
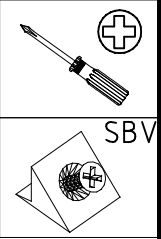
24.06.24 / 15.08.24

08 24 22/30

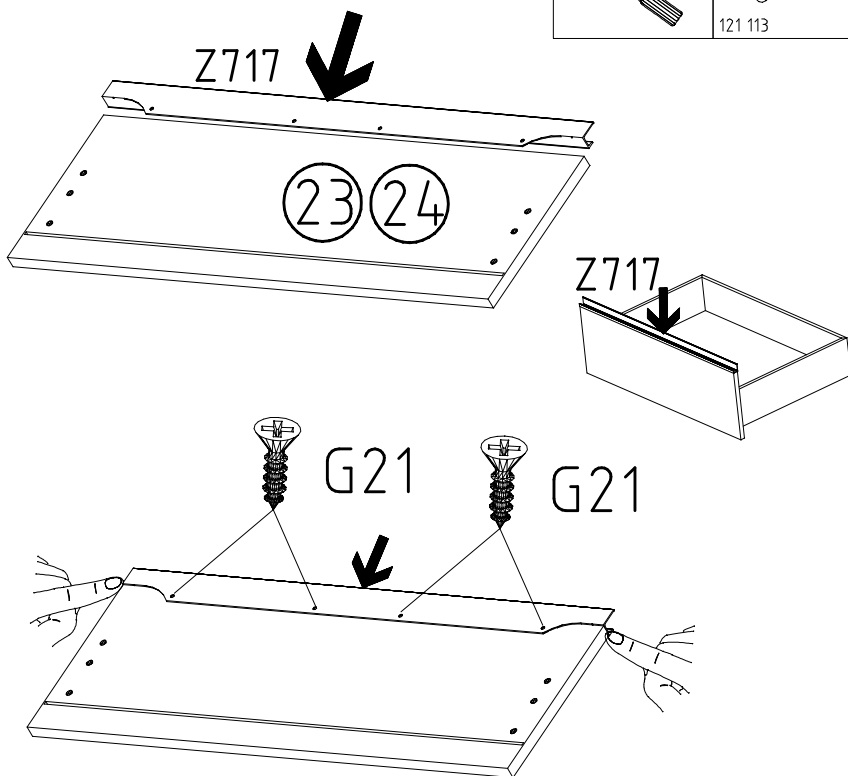
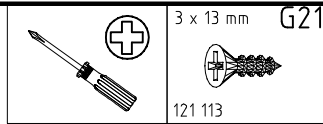
41



43



42



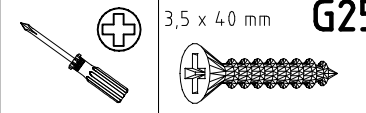
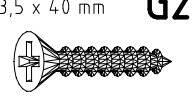
980736

24.06.24 / 15.08.24

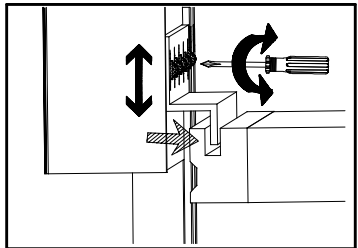
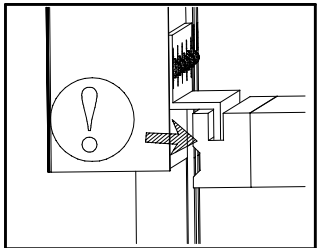
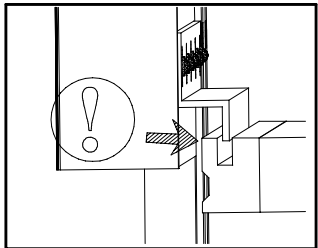
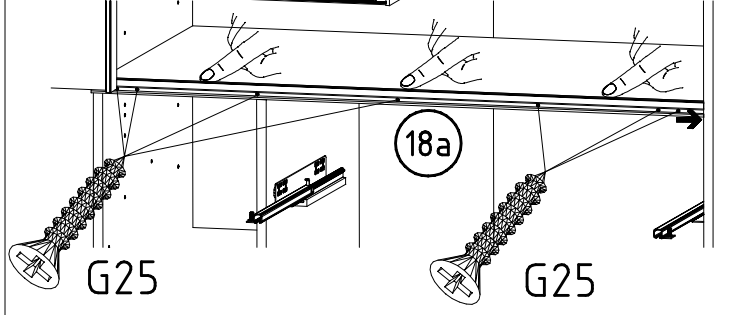
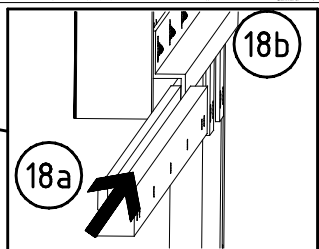
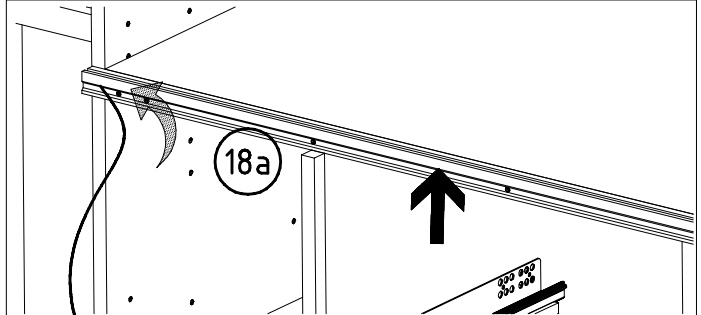
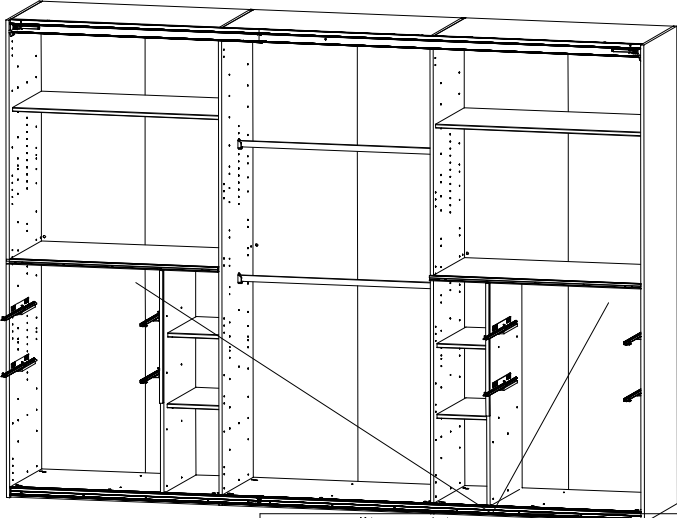
08 24 23/30

44

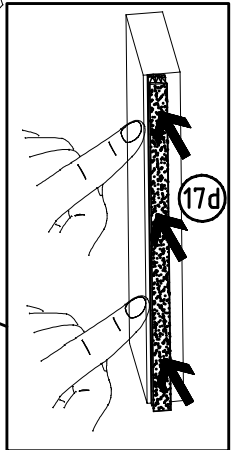
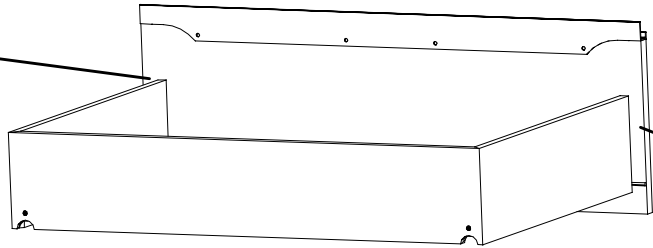
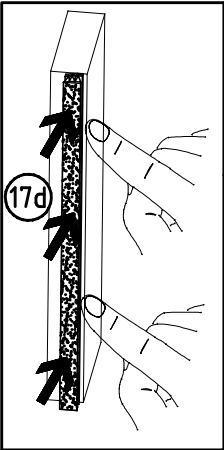
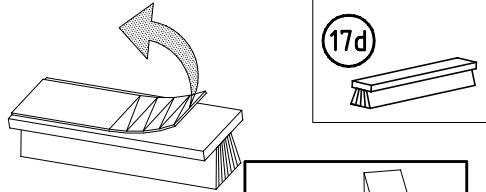
3,5 x 40 mm **G25**

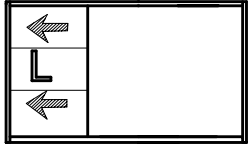
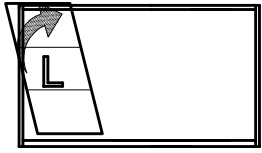
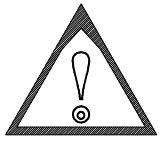
121 374



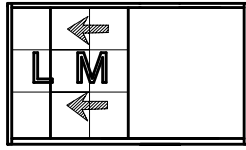
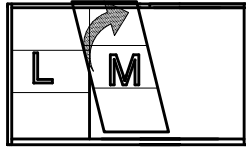
45



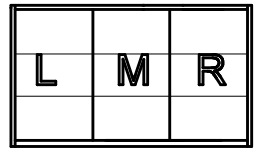
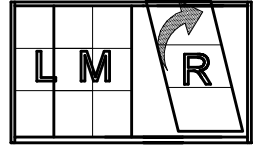
46



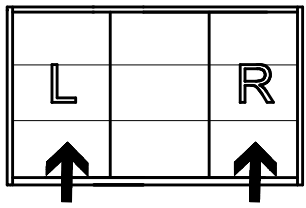
47



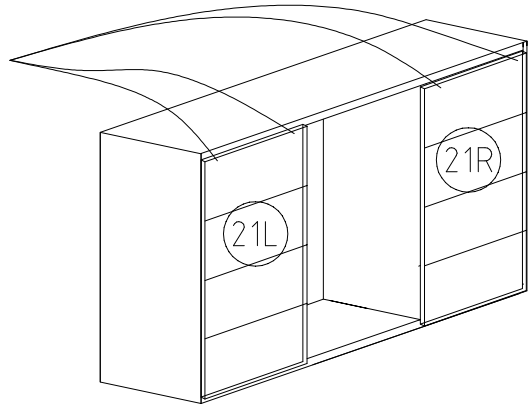
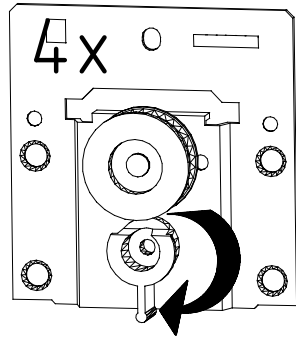
48



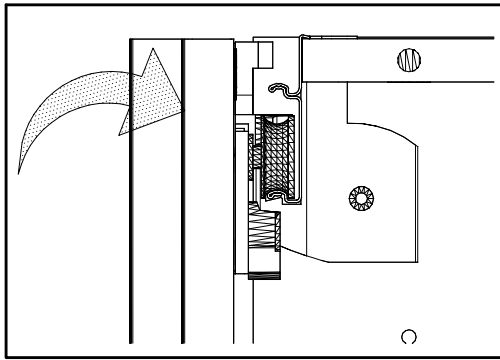
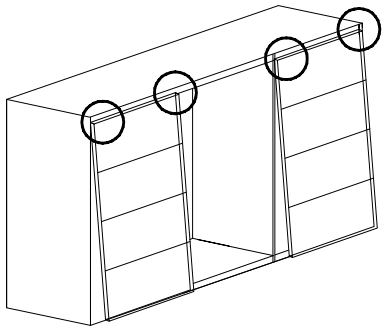
46 + 48



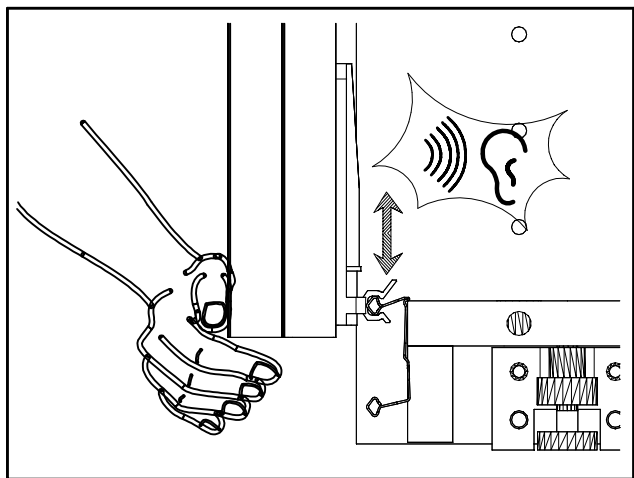
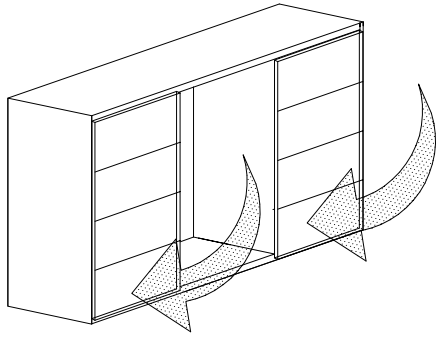
I.



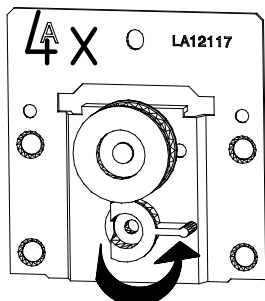
II.



III.

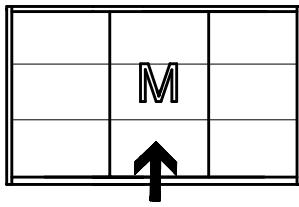
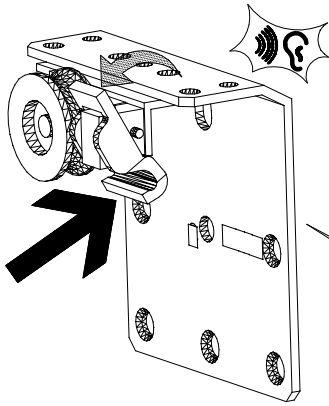


IV.



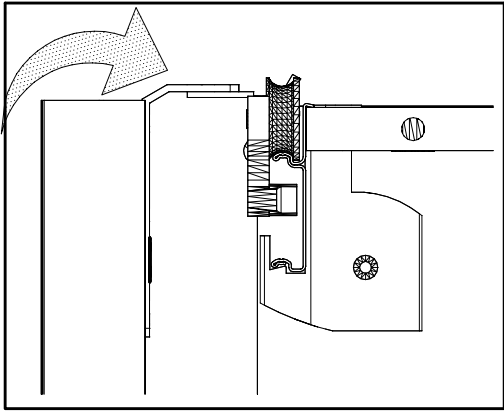
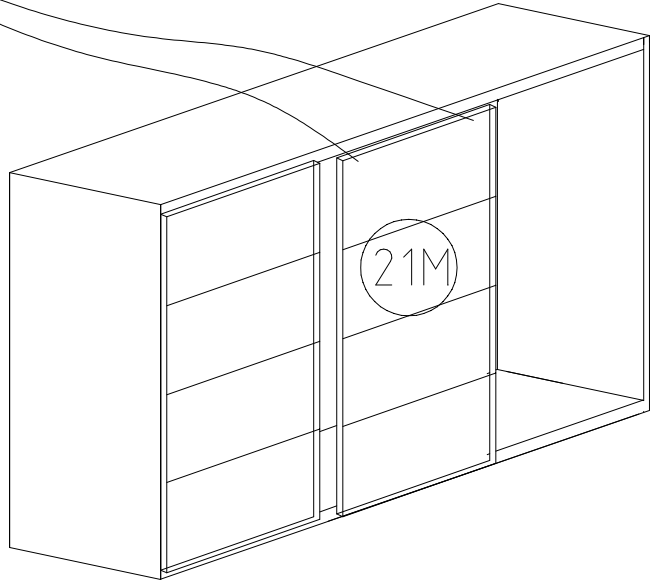
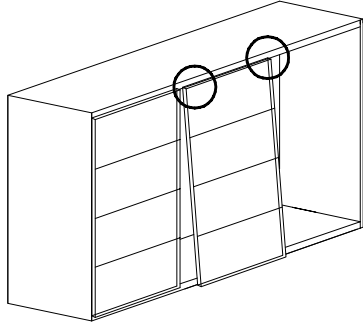
47

I.

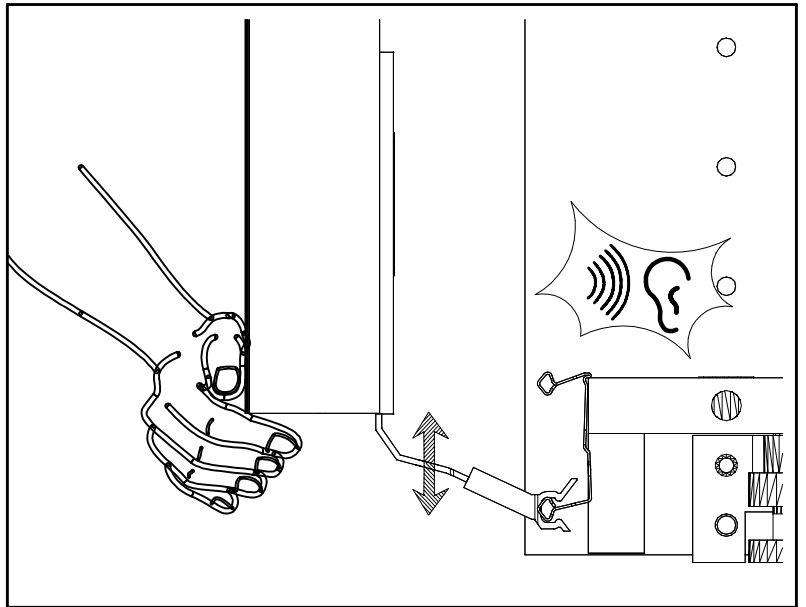
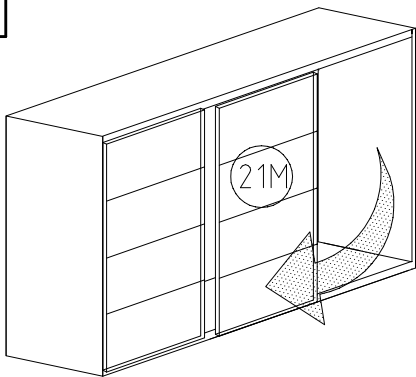


2x

II.

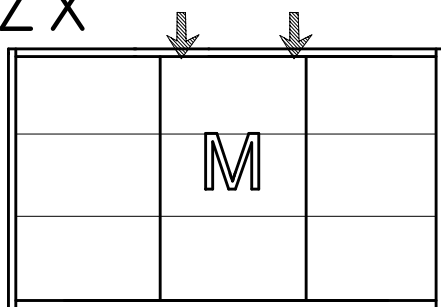
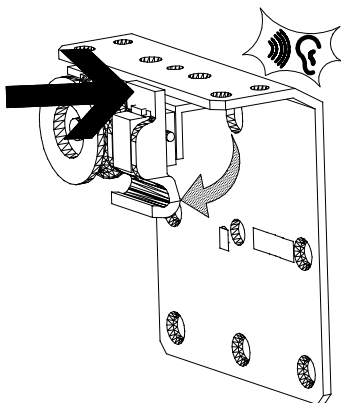


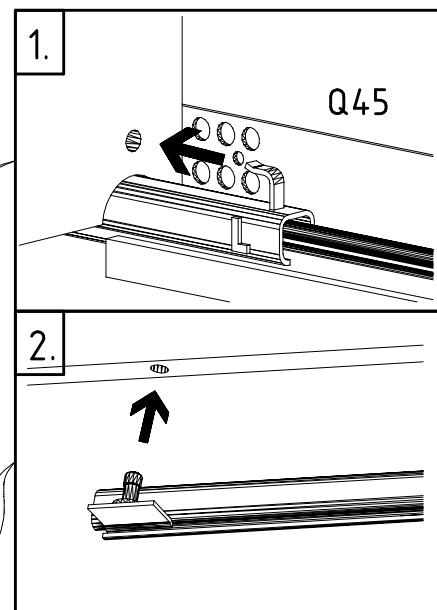
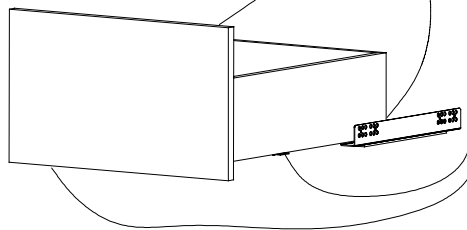
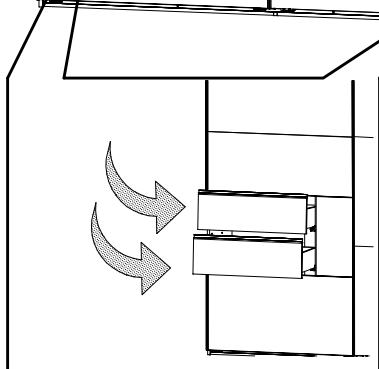
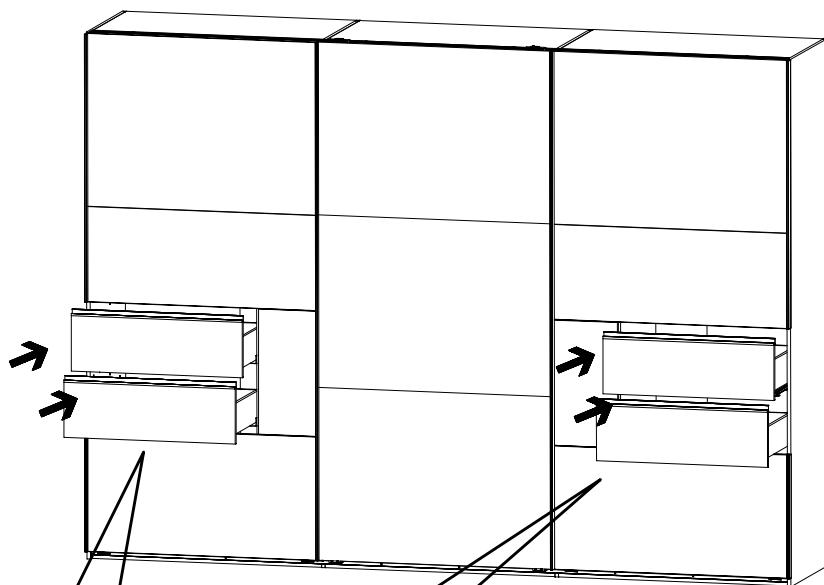
III.

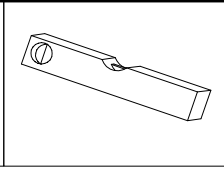

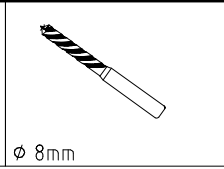
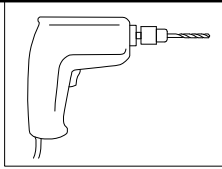


2x

IV.

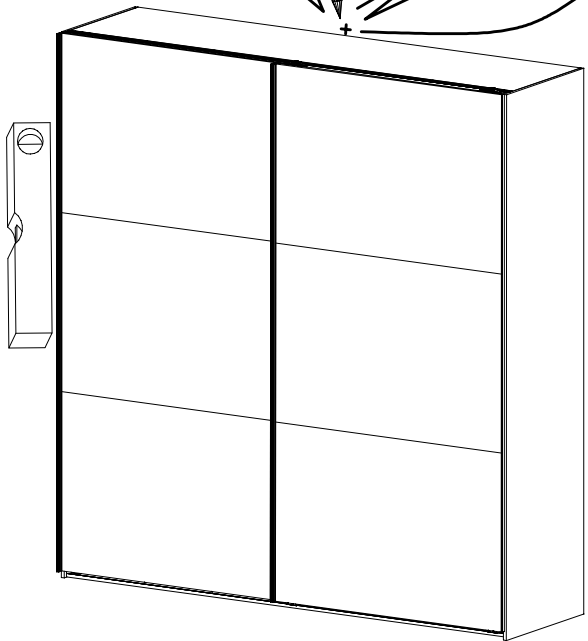
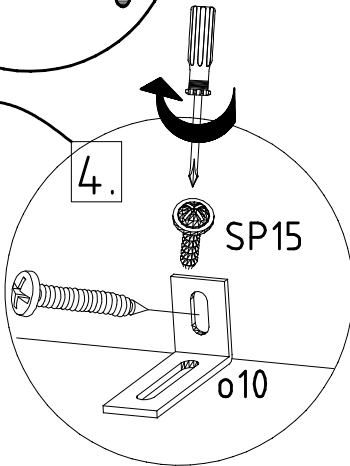
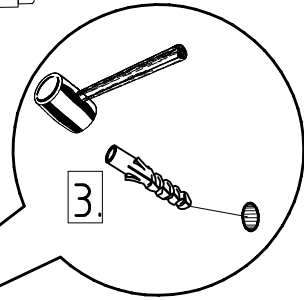
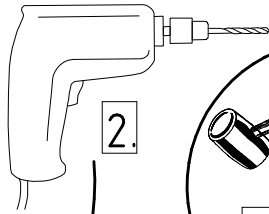
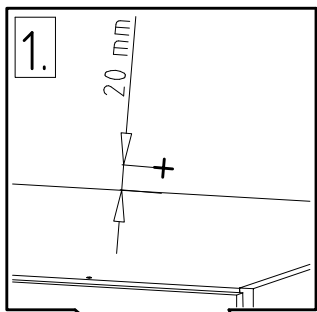
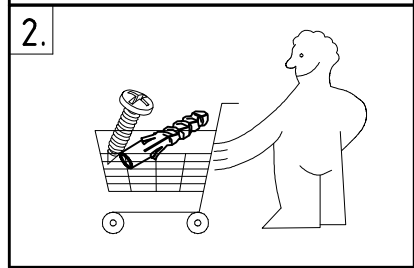



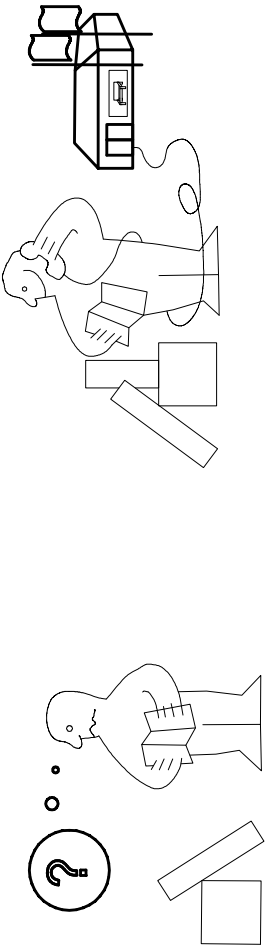
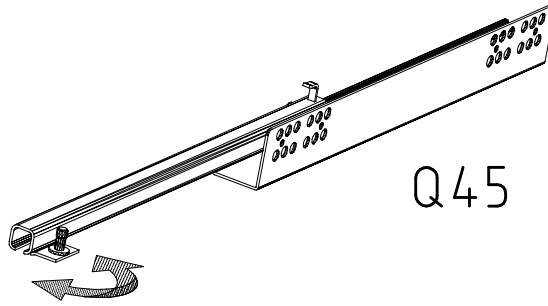
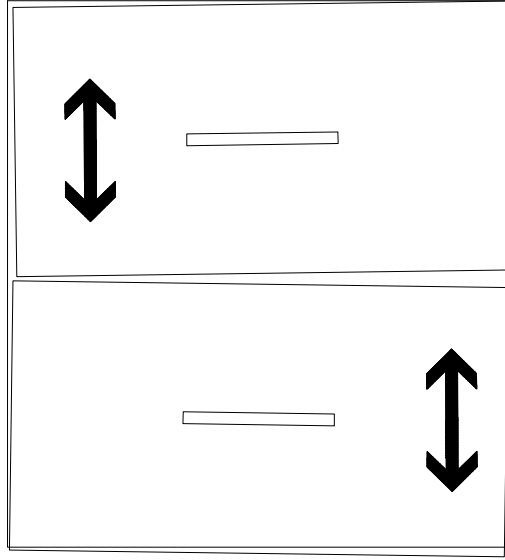




SP15
4 X 15mm
121 120

o10
111 052

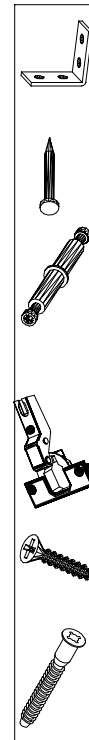




Modell/Modèle/Modèle

5

Illustration of a person drawing a plan and another person looking at a box.

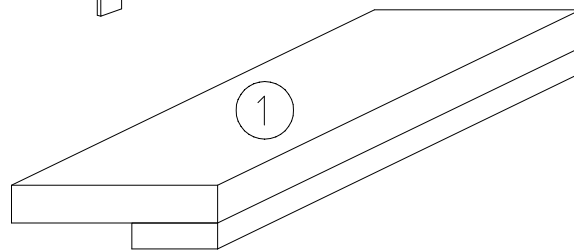
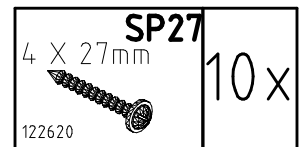
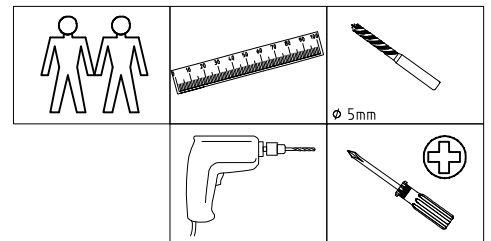
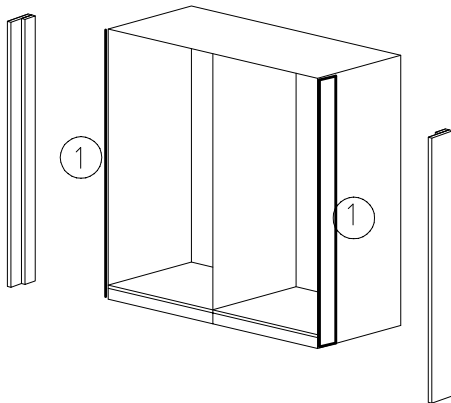
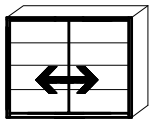
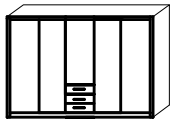
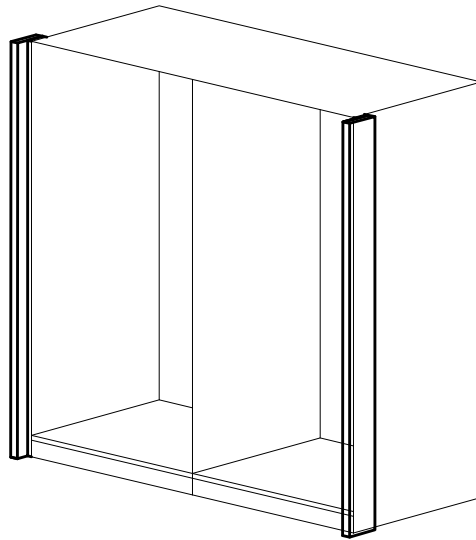
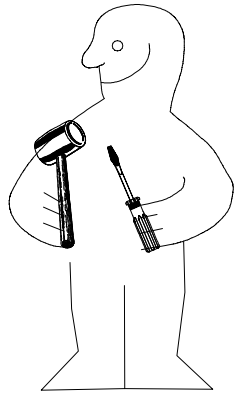


<121 370>	< G 1 >	<4x>

Änderungen die dem technischen Fortschritt geschuldet sind, behalten wir uns vor!
 Bei nicht vorschriftsmäßiger und/ oder nicht fachmännischer Montage wird bei Personen- und/ oder Sachschäden keinerlei Haftung übernommen.

luma-home GmbH / Wilhelmstraße 2 / 32457 Porta Westfalica
 Telefon: 0571 40494816 / Fax: 0571 7798243 / E-Mail: info@luma-home.de

980031

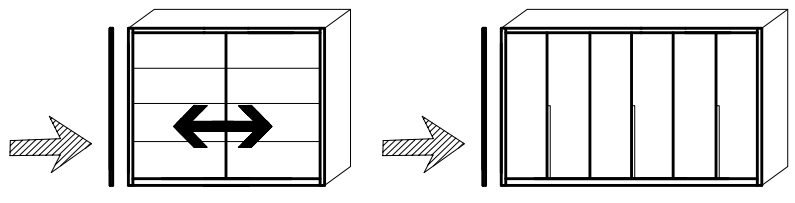
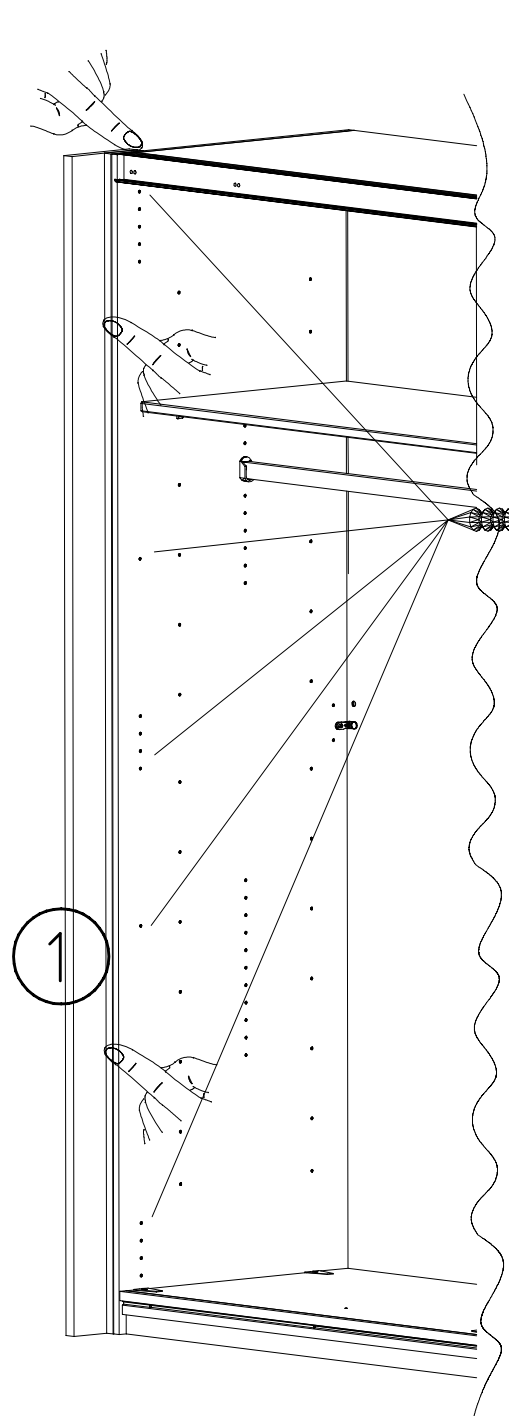
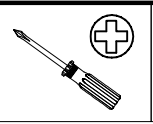
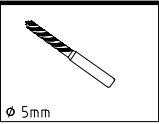
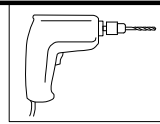
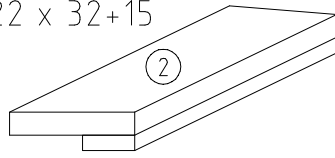


2x 2160x122 x 32+15

2x 2352x122 x 32+15

1

122 x 32+15



SP27

